

AUSTIN



STANDARD FEATURES

Advanced unidirectional suspension system
 Premium high-density, high-resiliency foam seat cushions
 Single-needle top-stitch
 In-arm control panel includes 2-amp USB charging port
 Stationary armless seats
 Lifetime warranty on frame and suspension
 Five-year warranty on mechanism
 Three-year warranty on motor
 Quick-ship delivery

OPTIONS

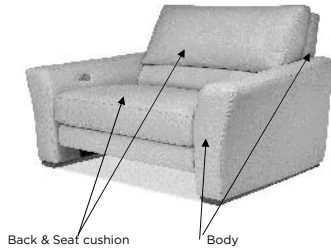
Premium high-density, high-resiliency foam seat cushions encased in down
 Back cushion options: Hills (channels), Ridge (saddle) or Valley (tufted)
 Contrasting stitch detail available in Black, Brown, Charcoal, Cream, Espresso, Grey, Lemon, Pink, Royal, Scarlet, Tangerine, or Teal thread color
 Option of motion in armless seats
 Lithium-ion battery pack available
 Battery pack has one-year warranty
 Wood legs available in Acorn, Espresso or Walnut finish

| DESCRIPTION | FRAME CODE | # OF PILLOWS | C.O.L. | | | | C.O.M. | | | |
|-------------------------------------|------------|--------------|--------|---------------------|---------|--------------|--------|---------------------|---------|-----------|
| | | | BODY | BACK & SEAT CUSHION | PILLOWS | TOTAL SQ. FT | BODY | BACK & SEAT CUSHION | PILLOWS | TOTAL YDG |
| THREE SEAT SOFA - STANDARD | AUS-SO3-ST | N/A | 236 | N/A | N/A | 236 | 16 | N/A | N/A | 16 |
| THREE SEAT SOFA - LEFT ARM SITTING | AUS-SO3-LA | N/A | 214 | N/A | N/A | 214 | 15 | N/A | N/A | 15 |
| THREE SEAT SOFA - RIGHT ARM SITTING | AUS-SO3-RA | N/A | 214 | N/A | N/A | 214 | 15 | N/A | N/A | 15 |
| LOVESEAT - STANDARD | AUS-LVS-ST | N/A | 173 | N/A | N/A | 173 | 12 | N/A | N/A | 12 |
| LOVESEAT - LEFT ARM SITTING | AUS-LVS-LA | N/A | 151 | N/A | N/A | 151 | 11 | N/A | N/A | 11 |
| LOVESEAT - RIGHT ARM SITTING | AUS-LVS-RA | N/A | 151 | N/A | N/A | 151 | 11 | N/A | N/A | 11 |
| CHAIR - STANDARD | AUS-CHR-ST | N/A | 110 | N/A | N/A | 110 | 9 | N/A | N/A | 9 |
| CHAIR - LEFT ARM SITTING | AUS-CHR-LA | N/A | 88 | N/A | N/A | 88 | 8 | N/A | N/A | 8 |
| CHAIR - RIGHT ARM SITTING | AUS-CHR-RA | N/A | 88 | N/A | N/A | 88 | 8 | N/A | N/A | 8 |
| CHAIR - ARMLESS | AUS-CHR-AA | N/A | 65 | N/A | N/A | 65 | 5 | N/A | N/A | 5 |
| CHAISE - LEFT ARM SITTING | AUS-SCH-LA | N/A | 107 | N/A | N/A | 107 | 8 | N/A | N/A | 8 |
| CHAISE - RIGHT ARM SITTING | AUS-SCH-RA | N/A | 107 | N/A | N/A | 107 | 8 | N/A | N/A | 8 |
| 90 DEGREE CORNER UNIT | AUS-CNR-ST | N/A | 111 | N/A | N/A | 111 | 9 | N/A | N/A | 9 |

AUSTIN - SLEEPER

| DESCRIPTION | FRAME CODE | # OF PILLOWS | C.O.L. | | | | C.O.M. | | | |
|--|------------|--------------|--------|---------------------|---------|--------------|--------|---------------------|---------|-----------|
| | | | BODY | BACK & SEAT CUSHION | PILLOWS | TOTAL SQ. FT | BODY | BACK & SEAT CUSHION | PILLOWS | TOTAL YDG |
| THREE SEAT SOFA CONVERTIBLE-KING SIZE | AUS-SO3-KS | N/A | 220.8 | N/A | N/A | 220.8 | 19 | N/A | N/A | 19 |
| SECTIONAL -THREE SEAT KING SIZE SOFA - L/A SITTING | AUS-SL3-KS | N/A | 224.4 | N/A | N/A | 224.4 | 19 | N/A | N/A | 19 |
| SECTIONAL -THREE SEAT KING SIZE SOFA - R/A SITTING | AUS-SR3-KS | N/A | 224.4 | N/A | N/A | 224.4 | 19 | N/A | N/A | 19 |
| SECTIONAL -THREE SEAT KING SIZE SOFA - ARMLESS | AUS-SA3-KS | N/A | 212.4 | N/A | N/A | 212.4 | 17 | N/A | N/A | 17 |
| (ALL STYLES ALSO AVAILABLE AS SO2-QP, SL2-QP, SR2-QP & SA2-QP) | AUS-SO3-QP | N/A | 211.2 | N/A | N/A | 211.2 | 17 | N/A | N/A | 17 |
| SECTIONAL -THREE SEAT QUEEN PLUS SOFA - L/A SITTING | AUS-SL3-QP | N/A | 212.4 | N/A | N/A | 212.4 | 18 | N/A | N/A | 18 |
| SECTIONAL -THREE SEAT QUEEN PLUS SOFA - R/A SITTING | AUS-SR3-QP | N/A | 212.4 | N/A | N/A | 212.4 | 18 | N/A | N/A | 18 |
| SECTIONAL -THREE SEAT QUEEN PLUS SOFA - ARMLESS | AUS-SA3-QP | N/A | 196.8 | N/A | N/A | 196.8 | 17 | N/A | N/A | 17 |
| TWO SEAT SOFA CONVERTIBLE-QUEEN SIZE | AUS-SO2-QS | N/A | 204 | N/A | N/A | 204 | 18 | N/A | N/A | 18 |
| SECTIONAL -TWO SEAT QUEEN SOFA - L/A SITTING | AUS-SL2-QS | N/A | 200 | N/A | N/A | 200 | 17 | N/A | N/A | 17 |
| SECTIONAL -TWO SEAT QUEEN SOFA - R/A SITTING | AUS-SR2-QS | N/A | 200 | N/A | N/A | 200 | 17 | N/A | N/A | 17 |
| SECTIONAL -TWO SEAT QUEEN SOFA - ARMLESS | AUS-SA2-QS | N/A | 182.4 | N/A | N/A | 182.4 | 16 | N/A | N/A | 16 |
| TWO SEAT MID-SIZE SOFA CONVERTIBLE-FULL SIZE | AUS-SM2-FS | N/A | 192 | N/A | N/A | 192 | 16 | N/A | N/A | 16 |
| SECTIONAL -TWO SEAT FULL SOFA - L/A SITTING | AUS-SL2-FS | N/A | 180 | N/A | N/A | 180 | 17 | N/A | N/A | 17 |
| SECTIONAL -TWO SEAT FULL SOFA - R/A SITTING | AUS-SR2-FS | N/A | 180 | N/A | N/A | 180 | 17 | N/A | N/A | 17 |
| SECTIONAL -TWO SEAT FULL SOFA - ARMLESS | AUS-SA2-FS | N/A | 181.2 | N/A | N/A | 181.2 | 16 | N/A | N/A | 16 |
| CHAIR AND A HALF CONVERTIBLE-TWIN SIZE | AUS-CH2-TS | N/A | 166.8 | N/A | N/A | 166.8 | 14 | N/A | N/A | 14 |
| SECTIONAL - CHAIR AND A HALF - L/A SITTING | AUS-CL1-TS | N/A | 132 | N/A | N/A | 132 | 15 | N/A | N/A | 15 |
| SECTIONAL - CHAIR AND A HALF - R/A SITTING | AUS-CR1-TS | N/A | 132 | N/A | N/A | 132 | 15 | N/A | N/A | 15 |
| SECTIONAL - CHAIR AND A HALF - ARMLESS | AUS-CA1-TS | N/A | 123.6 | N/A | N/A | 123.6 | 10 | N/A | N/A | 10 |
| CHAIR AND A HALF CONVERTIBLE-COT SIZE | AUS-CH2-CS | N/A | 157.2 | N/A | N/A | 157.2 | 13 | N/A | N/A | 13 |
| SECTIONAL - CHAIR AND A HALF - L/A SITTING | AUS-CL1-CS | N/A | 120 | N/A | N/A | 120 | 14 | N/A | N/A | 14 |
| SECTIONAL - CHAIR AND A HALF - R/A SITTING | AUS-CR1-CS | N/A | 120 | N/A | N/A | 120 | 14 | N/A | N/A | 14 |
| SECTIONAL - CHAIR AND A HALF - ARMLESS | AUS-CA1-CS | N/A | 117.6 | N/A | N/A | 117.6 | 10 | N/A | N/A | 10 |
| TWO SEAT SOFA CONVERTIBLE-DOUBLE COT SIZE | AUS-DBL-CS | N/A | 206.4 | N/A | N/A | 206.4 | 18 | N/A | N/A | 18 |
| SECTIONAL -TWO SEAT DOUBLE COT SOFA - L/A SITTING | AUS-DL2-CS | N/A | 194.4 | N/A | N/A | 194.4 | 17 | N/A | N/A | 17 |
| SECTIONAL -TWO SEAT DOUBLE COT SOFA - R/A SITTING | AUS-DR2-CS | N/A | 194.4 | N/A | N/A | 194.4 | 17 | N/A | N/A | 17 |
| SECTIONAL -TWO SEAT DOUBLE COT SOFA - ARMLESS | AUS-DA2-CS | N/A | 175.2 | N/A | N/A | 175.2 | 16 | N/A | N/A | 16 |

BRYANT



STANDARD FEATURES

Premium high-density, high-resiliency foam seat cushions encased in down
 Sinuous spring suspension
 Semi-attached back cushions with lumbar support
 Semi-attached seat cushions
 Double-needle top stitching
 In-arm control panel is easy to use and includes a 2-amp USB charging port
 Control panel is LED backlit with auto-off after 5 seconds
 Lifetime warranty on frame and suspension
 Three-year warranty on mechanism and motor

OPTIONS


Wood sled legs available in Natural Walnut or Gray Ash
 Premium high-density, high-resiliency foam seat cushion
 Contrasting detail stitch available (\$300 upcharge)
 Contrasting back and seat cushions available (two-tone)
 1.8-amp hour lithium-ion battery pack available
 Battery pack has a one-year warranty
 Early Bird delivery available: 20 day delivery

BATTERY OPTION AVAILABLE \$300 PER SEAT

ORDER FORM MUST ACCOMPANY PURCHASE ORDER

| DESCRIPTION | FRAME CODE | # OF PILLOWS | C.O.L. | | | | C.O.M. | | | | |
|-------------------------------------|------------|--------------|--------|---------------------|---------|--------------|--------|---------------------|---------|-----------|--|
| | | | BODY | BACK & SEAT CUSHION | PILLOWS | TOTAL SQ. FT | BODY | BACK & SEAT CUSHION | PILLOWS | TOTAL YDG | |
| 35" Suggested Configurations | | | | | | | | | | | |
| CHAIR - STANDARD | BYN-CH2-ST | N/A | 90 | 45 | N/A | 135 | 8 | 5 | N/A | 13 | |
| 2 SEAT SOFA | BYN-SO2-35 | N/A | 130 | 90 | N/A | 220 | 10 | 9 | N/A | 19 | |
| 2 SEAT SOFA w/ RIGHT ARM CHAISE | BYN-LCR-35 | N/A | 170 | 154 | N/A | 324 | 14 | 16 | N/A | 30 | |
| 2 SEAT SOFA w/ LEFT ARM CHAISE | BYN-LCL-35 | N/A | 170 | 154 | N/A | 324 | 14 | 16 | N/A | 30 | |
| 4 PIECE PIT SECTIONAL | BYN-LCH-35 | N/A | 210 | 220 | N/A | 430 | 22 | 27 | N/A | 49 | |
| 4 PIECE CORNER SECTIONAL | BYN-CNR-35 | N/A | 240 | 204 | N/A | 444 | 20 | 21 | N/A | 41 | |
| 4 PIECE WEDGE SECTIONAL | BYN-WDL-35 | N/A | 202 | 194 | N/A | 396 | 16 | 18 | N/A | 34 | |
| 35" Custom Modifications | | | | | | | | | | | |
| CHAIR - ARMLESS | BYN-CH2-AA | N/A | 40 | 45 | N/A | 85 | 4 | 5 | N/A | 9 | |
| LARGE WEDGE - RIGHT ARM SITTING | BYN-WGL-RT | N/A | 38 | 53 | N/A | 91 | 4 | 5 | N/A | 9 | |
| LARGE WEDGE - LEFT ARM SITTING | BYN-WGL-LT | N/A | 38 | 53 | N/A | 91 | 4 | 5 | N/A | 9 | |
| 23" Suggested Configurations | | | | | | | | | | | |
| CHAIR - STANDARD | BYN-CHR-ST | N/A | 80 | 33 | N/A | 113 | 6 | 3 | N/A | 9 | |
| 3 SEAT SOFA | BYN-SO3-23 | N/A | 140 | 100 | N/A | 240 | 10 | 9 | N/A | 19 | |
| 3 SEAT SOFA w/ RIGHT ARM CHAISE | BYN-SCR-23 | N/A | 168 | 150 | N/A | 318 | 13 | 13 | N/A | 26 | |
| 3 SEAT SOFA w/ LEFT ARM CHAISE | BYN-SCL-23 | N/A | 168 | 150 | N/A | 318 | 13 | 13 | N/A | 26 | |
| 5 PIECE PIT SECTIONAL | BYN-SCH-23 | N/A | 198 | 195 | N/A | 393 | 16 | 22 | N/A | 38 | |
| 6 PIECE CORNER SECTIONAL | BYN-CNR-23 | N/A | 270 | 240 | N/A | 510 | 19 | 23 | N/A | 42 | |
| 4 PIECE WEDGE SECTIONAL | BYN-WDG-23 | N/A | 170 | 148 | N/A | 318 | 13 | 15 | N/A | 28 | |
| 23" Custom Modifications | | | | | | | | | | | |
| CHAIR - ARMLESS | BYN-CHR-AA | N/A | 29 | 33 | N/A | 62 | 3 | 3 | N/A | 6 | |
| SMALL WEDGE - RIGHT ARM SITTING | BYN-WDG-RT | N/A | 30 | 41 | N/A | 71 | 3 | 5 | N/A | 8 | |
| SMALL WEDGE - LEFT ARM SITTING | BYN-WDG-LT | N/A | 30 | 41 | N/A | 71 | 3 | 5 | N/A | 8 | |
| Universal Sectional Piece | | | | | | | | | | | |
| CORNER STANDARD | BYN-CNR-ST | N/A | 47 | 58 | N/A | 105 | 5 | 7 | N/A | 12 | |

CHELSEA



Back & Seat cushion Body

STANDARD FEATURES

Premium high-density, high-resiliency foam seat cushions encased in down
 Sinuous spring suspension
 Semi-attached back cushions with lumbar support
 Semi-attached seat cushions
 Double-needle top stitching
 In-arm control panel is easy to use and includes a 2-amp USB charging port
 Control panel is LED backlit with auto-off after 5 seconds
 Lifetime warranty on frame and suspension
 Three-year warranty on mechanism and motor

OPTIONS

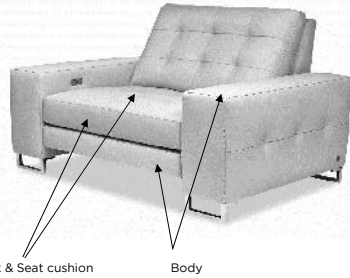
Premium high-density, high-resiliency foam seat cushion
 Contrasting detail stitch available (\$300 upcharge)
 Contrasting back and seat cushions available (two-tone)
 1.8-amp hour lithium-ion battery pack available
 Battery pack has a one-year warranty
 Early Bird delivery available: 20 day delivery

BATTERY OPTION AVAILABLE \$300 PER SEAT

ORDER FORM MUST ACCOMPANY PURCHASE ORDER

| DESCRIPTION | FRAME CODE | # OF PILLOWS | C.O.L. | | | | C.O.M. | | | | |
|-------------------------------------|------------|--------------|--------|---------------------|---------|--------------|--------|---------------------|---------|-----------|--|
| | | | BODY | BACK & SEAT CUSHION | PILLOWS | TOTAL SQ. FT | BODY | BACK & SEAT CUSHION | PILLOWS | TOTAL YDG | |
| 35" Suggested Configurations | | | | | | | | | | | |
| CHAIR - STANDARD | CLS-CH2-ST | N/A | 90 | 45 | N/A | 135 | 8 | 5 | N/A | 13 | |
| 2 SEAT SOFA | CLS-SO2-35 | N/A | 130 | 90 | N/A | 220 | 10 | 9 | N/A | 19 | |
| 2 SEAT SOFA w/ RIGHT ARM CHAISE | CLS-LCR-35 | N/A | 170 | 154 | N/A | 324 | 14 | 16 | N/A | 30 | |
| 2 SEAT SOFA w/ LEFT ARM CHAISE | CLS-LCL-35 | N/A | 170 | 154 | N/A | 324 | 14 | 16 | N/A | 30 | |
| 4 PIECE PIT SECTIONAL | CLS-LCH-35 | N/A | 210 | 220 | N/A | 430 | 22 | 27 | N/A | 49 | |
| 4 PIECE CORNER SECTIONAL | CLS-CNR-35 | N/A | 240 | 204 | N/A | 444 | 20 | 21 | N/A | 41 | |
| 4 PIECE WEDGE SECTIONAL | CLS-WDL-35 | N/A | 202 | 194 | N/A | 396 | 16 | 18 | N/A | 34 | |
| 35" Custom Modifications | | | | | | | | | | | |
| CHAIR - ARMLESS | CLS-CH2-AA | N/A | 40 | 45 | N/A | 85 | 4 | 5 | N/A | 9 | |
| LARGE WEDGE - RIGHT ARM SITTING | CLS-WGL-RT | N/A | 38 | 53 | N/A | 91 | 4 | 5 | N/A | 9 | |
| LARGE WEDGE - LEFT ARM SITTING | CLS-WGL-LT | N/A | 38 | 53 | N/A | 91 | 4 | 5 | N/A | 9 | |
| 23" Suggested Configurations | | | | | | | | | | | |
| CHAIR - STANDARD | CLS-CHR-ST | N/A | 80 | 33 | N/A | 113 | 6 | 3 | N/A | 9 | |
| 3 SEAT SOFA | CLS-SO3-23 | N/A | 140 | 100 | N/A | 240 | 10 | 9 | N/A | 19 | |
| 3 SEAT SOFA w/ RIGHT ARM CHAISE | CLS-SCR-23 | N/A | 168 | 150 | N/A | 318 | 13 | 13 | N/A | 26 | |
| 3 SEAT SOFA w/ LEFT ARM CHAISE | CLS-SCL-23 | N/A | 168 | 150 | N/A | 318 | 13 | 13 | N/A | 26 | |
| 5 PIECE PIT SECTIONAL | CLS-SCH-23 | N/A | 198 | 195 | N/A | 393 | 16 | 22 | N/A | 38 | |
| 6 PIECE CORNER SECTIONAL | CLS-CNR-23 | N/A | 270 | 240 | N/A | 510 | 19 | 23 | N/A | 42 | |
| 4 PIECE WEDGE SECTIONAL | CLS-WDG-23 | N/A | 170 | 148 | N/A | 318 | 13 | 15 | N/A | 28 | |
| 23" Custom Modifications | | | | | | | | | | | |
| CHAIR - ARMLESS | CLS-CHR-AA | N/A | 29 | 33 | N/A | 62 | 3 | 3 | N/A | 6 | |
| SMALL WEDGE - RIGHT ARM SITTING | CLS-WDG-RT | N/A | 30 | 41 | N/A | 71 | 3 | 5 | N/A | 8 | |
| SMALL WEDGE - LEFT ARM SITTING | CLS-WDG-LT | N/A | 30 | 41 | N/A | 71 | 3 | 5 | N/A | 8 | |
| Universal Sectional Piece | | | | | | | | | | | |
| CORNER STANDARD | CLS-CNR-ST | N/A | 47 | 58 | N/A | 105 | 5 | 7 | N/A | 12 | |

HUDSON



Back & Seat cushion
Body

STANDARD FEATURES

Premium high-density, high-resiliency foam seat cushions encased in down
Sinuous spring suspension
Semi-attached buttonless tufted back cushions with lumbar support
Semi-attached seat cushions
Single-needle top stitching
Buttonless tufted outside arm
In-arm control panel is easy to use and includes a 2-amp USB charging port
Control panel is LED backlit with auto-off after 5 seconds
Polished chrome leg
Lifetime warranty on frame and suspension
Three-year warranty on mechanism and motor

OPTIONS

Premium high-density, high-resiliency foam seat cushion
Contrasting detail stitch available (\$300 upcharge)
Contrasting back and seat cushions available (two-tone)
1.8-amp hour lithium-ion battery pack available
Battery pack has a one-year warranty
Early Bird delivery available: 20 day delivery

BATTERY OPTION AVAILABLE \$300 PER SEAT

ORDER FORM MUST ACCOMPANY PURCHASE ORDER

| DESCRIPTION | FRAME CODE | # OF PILLOWS | C.O.L. | | | | C.O.M. | | | |
|-------------------------------------|------------|--------------|--------|---------------------|---------|--------------|--------|---------------------|---------|-----------|
| | | | BODY | BACK & SEAT CUSHION | PILLOWS | TOTAL SQ. FT | BODY | BACK & SEAT CUSHION | PILLOWS | TOTAL YDG |
| 35" Suggested Configurations | | | | | | | | | | |
| CHAIR - STANDARD | HDS-CH2-ST | N/A | 90 | 45 | N/A | 135 | 8 | 5 | N/A | 13 |
| 2 SEAT SOFA | HDS-SO2-35 | N/A | 130 | 90 | N/A | 220 | 10 | 9 | N/A | 19 |
| 2 SEAT SOFA w/ RIGHT ARM CHAISE | HDS-LCR-35 | N/A | 170 | 154 | N/A | 324 | 14 | 16 | N/A | 30 |
| 2 SEAT SOFA w/ LEFT ARM CHAISE | HDS-LCL-35 | N/A | 170 | 154 | N/A | 324 | 14 | 16 | N/A | 30 |
| 4 PIECE PIT SECTIONAL | HDS-LCH-35 | N/A | 210 | 220 | N/A | 430 | 22 | 27 | N/A | 49 |
| 4 PIECE CORNER SECTIONAL | HDS-CNR-35 | N/A | 240 | 204 | N/A | 444 | 20 | 21 | N/A | 41 |
| 4 PIECE WEDGE SECTIONAL | HDS-WDL-35 | N/A | 202 | 194 | N/A | 396 | 16 | 18 | N/A | 34 |
| 35" Custom Modifications | | | | | | | | | | |
| CHAIR - ARMLESS | HDS-CH2-AA | N/A | 40 | 45 | N/A | 85 | 4 | 5 | N/A | 9 |
| LARGE WEDGE - RIGHT ARM SITTING | HDS-WGL-RT | N/A | 38 | 53 | N/A | 91 | 4 | 5 | N/A | 9 |
| LARGE WEDGE - LEFT ARM SITTING | HDS-WGL-LT | N/A | 38 | 53 | N/A | 91 | 4 | 5 | N/A | 9 |
| 23" Suggested Configurations | | | | | | | | | | |
| CHAIR - STANDARD | HDS-CHR-ST | N/A | 80 | 33 | N/A | 113 | 6 | 3 | N/A | 9 |
| 3 SEAT SOFA | HDS-SO3-23 | N/A | 140 | 100 | N/A | 240 | 10 | 9 | N/A | 19 |
| 3 SEAT SOFA w/ RIGHT ARM CHAISE | HDS-SCR-23 | N/A | 168 | 150 | N/A | 318 | 13 | 13 | N/A | 26 |
| 3 SEAT SOFA w/ LEFT ARM CHAISE | HDS-SCL-23 | N/A | 168 | 150 | N/A | 318 | 13 | 13 | N/A | 26 |
| 5 PIECE PIT SECTIONAL | HDS-SCH-23 | N/A | 198 | 195 | N/A | 393 | 16 | 22 | N/A | 38 |
| 6 PIECE CORNER SECTIONAL | HDS-CNR-23 | N/A | 270 | 240 | N/A | 510 | 19 | 23 | N/A | 42 |
| 4 PIECE WEDGE SECTIONAL | HDS-WDG-23 | N/A | 170 | 148 | N/A | 318 | 13 | 15 | N/A | 28 |
| 23" Custom Modifications | | | | | | | | | | |
| CHAIR - ARMLESS | HDS-CHR-AA | N/A | 29 | 33 | N/A | 62 | 3 | 3 | N/A | 6 |
| SMALL WEDGE - RIGHT ARM SITTING | HDS-WDG-RT | N/A | 30 | 41 | N/A | 71 | 3 | 5 | N/A | 8 |
| SMALL WEDGE - LEFT ARM SITTING | HDS-WDG-LT | N/A | 30 | 41 | N/A | 71 | 3 | 5 | N/A | 8 |
| Universal Sectional Piece | | | | | | | | | | |
| CORNER STANDARD | HDS-CNR-ST | N/A | 47 | 58 | N/A | 105 | 5 | 7 | N/A | 12 |

MONZA



STANDARD FEATURES

Premium high-density, high-resiliency foam seat cushions
 Advanced unidirectional suspension system
 Double-needle top-stitch and single-needle top-stitch with thick thread
 In-arm control panel is easy to use and includes a 2-amp USB charging port
 Lifetime warranty on frame and suspension
 Three-year warranty on mechanism and motor
 Quick-ship delivery

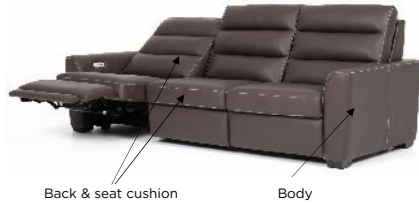
OPTIONS

Contrasting detail stitch available
 2-amp hour lithium-ion battery pack available
 Smart power-distribution hub available
 Easy disassembly for delivery
 Metal legs available in Antique Brass, Burnished Bronze, or Polished Nickel

ORDER FORM MUST ACCOMPANY PURCHASE ORDER

| DESCRIPTION | FRAME CODE | # OF PILLOWS | C.O.L. | | | | C.O.M. | | | |
|----------------------------------|------------|--------------|--------|---------------------|---------|--------------|--------|---------------------|---------|-----------|
| | | | BODY | BACK & SEAT CUSHION | PILLOWS | TOTAL SQ. FT | BODY | BACK & SEAT CUSHION | PILLOWS | TOTAL YDG |
| 35" Seat Width | | | | | | | | | | |
| CHAIR - STANDARD | MNA-CH2-ST | 0 | 145 | N/A | N/A | 145 | 10 | N/A | N/A | 10 |
| CHAIR - L/A SITTING | MNA-CH2-LA | 0 | 119 | N/A | N/A | 119 | 9 | N/A | N/A | 9 |
| CHAIR - R/A SITTING | MNA-CH2-RA | 0 | 119 | N/A | N/A | 119 | 9 | N/A | N/A | 9 |
| CHAIR - ARMLESS | MNA-CH2-AA | 0 | 92 | N/A | N/A | 92 | 8 | N/A | N/A | 8 |
| OTTOMAN | MNA-OTO-35 | 0 | 33 | N/A | N/A | 33 | 3 | N/A | N/A | 3 |
| 23" Seat Width | | | | | | | | | | |
| CHAIR - STANDARD | MNA-CHR-ST | 0 | 122 | N/A | N/A | 122 | 9 | N/A | N/A | 9 |
| CHAIR - L/A SITTING | MNA-CHR-LA | 0 | 95 | N/A | N/A | 95 | 7 | N/A | N/A | 7 |
| CHAIR - R/A SITTING | MNA-CHR-RA | 0 | 95 | N/A | N/A | 95 | 7 | N/A | N/A | 7 |
| CHAIR - ARMLESS | MNA-CHR-AA | 0 | 69 | N/A | N/A | 69 | 6 | N/A | N/A | 6 |
| OTTOMAN | MNA-OTO-23 | 0 | 19 | N/A | N/A | 19 | 3 | N/A | N/A | 3 |
| Universal Sectional Piece | | | | | | | | | | |
| CORNER STANDARD | MNA-CNR-ST | 0 | 124 | N/A | N/A | 124 | 10 | N/A | N/A | 10 |

NAPA



STANDARD FEATURES

Advanced unidirectional suspension system
 Premium high-density, high-resiliency foam seat cushions
 Single-needle top-stitch
 In-arm control panel includes 2-amp USB charging port
 Stationary armless seats
 Lifetime warranty on frame and suspension
 Five-year warranty on mechanism
 Three-year warranty on motor
 Quick-ship delivery

OPTIONS

Premium high-density, high-resiliency foam seat cushions encased in down
 Back cushion options: Hills (channels), Ridge (saddle) or Valley (tufted)
 Contrasting stitch detail available in Black, Brown, Charcoal, Cream, Espresso, Grey, Lemon, Pink, Royal, Scarlet, Tangerine, or Teal thread color
 Option of motion in armless seats
 Lithium-ion battery pack available
 Battery pack has one-year warranty
 Wood legs available in Acorn, Espresso or Walnut finish

| DESCRIPTION | FRAME CODE | # OF PILLOWS | C.O.L. | | | | C.O.M. | | | |
|-------------------------------------|------------|--------------|--------|---------------------|---------|--------------|--------|---------------------|---------|-----------|
| | | | BODY | BACK & SEAT CUSHION | PILLOWS | TOTAL SQ. FT | BODY | BACK & SEAT CUSHION | PILLOWS | TOTAL YDG |
| THREE SEAT SOFA - STANDARD | NPA-SO3-ST | N/A | 235 | N/A | N/A | 235 | 16 | N/A | N/A | 16 |
| THREE SEAT SOFA - LEFT ARM SITTING | NPA-SO3-LA | N/A | 213 | N/A | N/A | 213 | 15 | N/A | N/A | 15 |
| THREE SEAT SOFA - RIGHT ARM SITTING | NPA-SO3-RA | N/A | 213 | N/A | N/A | 213 | 15 | N/A | N/A | 15 |
| LOVESEAT - STANDARD | NPA-LVS-ST | N/A | 173 | N/A | N/A | 173 | 13 | N/A | N/A | 13 |
| LOVESEAT - LEFT ARM SITTING | NPA-LVS-LA | N/A | 151 | N/A | N/A | 151 | 12 | N/A | N/A | 12 |
| LOVESEAT - RIGHT ARM SITTING | NPA-LVS-RA | N/A | 151 | N/A | N/A | 151 | 12 | N/A | N/A | 12 |
| CHAIR - STANDARD | NPA-CHR-ST | N/A | 111 | N/A | N/A | 111 | 9 | N/A | N/A | 9 |
| CHAIR - LEFT ARM SITTING | NPA-CHR-LA | N/A | 88 | N/A | N/A | 88 | 8 | N/A | N/A | 8 |
| CHAIR - RIGHT ARM SITTING | NPA-CHR-RA | N/A | 88 | N/A | N/A | 88 | 8 | N/A | N/A | 8 |
| CHAIR - ARMLESS | NPA-CHR-AA | N/A | 65 | N/A | N/A | 65 | 5 | N/A | N/A | 5 |
| CHAISE - LEFT ARM SITTING | NPA-SCH-LA | N/A | 107 | N/A | N/A | 107 | 8 | N/A | N/A | 8 |
| CHAISE - RIGHT ARM SITTING | NPA-SCH-RA | N/A | 107 | N/A | N/A | 107 | 8 | N/A | N/A | 8 |
| 90 DEGREE CORNER UNIT | NPA-CNR-ST | N/A | 112 | N/A | N/A | 112 | 9 | N/A | N/A | 9 |

NAPA - SLEEPER

| DESCRIPTION | FRAME CODE | # OF PILLOWS | C.O.L. | | | | C.O.M. | | | |
|--|------------|--------------|--------|---------------------|---------|--------------|--------|---------------------|---------|-----------|
| | | | BODY | BACK & SEAT CUSHION | PILLOWS | TOTAL SQ. FT | BODY | BACK & SEAT CUSHION | PILLOWS | TOTAL YDG |
| THREE SEAT SOFA CONVERTIBLE-KING SIZE | NPA-SO3-KS | N/A | 216.8 | N/A | N/A | 216.8 | 19 | N/A | N/A | 19 |
| SECTIONAL -THREE SEAT KING SIZE SOFA - L/A SITTING | NPA-SL3-KS | N/A | 220.4 | N/A | N/A | 220.4 | 19 | N/A | N/A | 19 |
| SECTIONAL -THREE SEAT KING SIZE SOFA - R/A SITTING | NPA-SR3-KS | N/A | 220.4 | N/A | N/A | 220.4 | 19 | N/A | N/A | 19 |
| SECTIONAL -THREE SEAT KING SIZE SOFA - ARMLESS | NPA-SA3-KS | N/A | 208.4 | N/A | N/A | 208.4 | 17 | N/A | N/A | 17 |
| (ALL STYLES ALSO AVAILABLE AS SO2-QP, SL2-QP, SR2-QP & SA2-QP) | NPA-SO3-QP | N/A | 207.2 | N/A | N/A | 207.2 | 17 | N/A | N/A | 17 |
| SECTIONAL -THREE SEAT QUEEN PLUS SOFA - L/A SITTING | NPA-SL3-QP | N/A | 208.4 | N/A | N/A | 208.4 | 18 | N/A | N/A | 18 |
| SECTIONAL -THREE SEAT QUEEN PLUS SOFA - R/A SITTING | NPA-SR3-QP | N/A | 208.4 | N/A | N/A | 208.4 | 18 | N/A | N/A | 18 |
| SECTIONAL -THREE SEAT QUEEN PLUS SOFA - ARMLESS | NPA-SA3-QP | N/A | 192.8 | N/A | N/A | 192.8 | 17 | N/A | N/A | 17 |
| TWO SEAT SOFA CONVERTIBLE-QUEEN SIZE | NPA-SO2-QS | N/A | 200 | N/A | N/A | 200 | 18 | N/A | N/A | 18 |
| SECTIONAL -TWO SEAT QUEEN SOFA - L/A SITTING | NPA-SL2-QS | N/A | 196 | N/A | N/A | 196 | 17 | N/A | N/A | 17 |
| SECTIONAL -TWO SEAT QUEEN SOFA - R/A SITTING | NPA-SR2-QS | N/A | 196 | N/A | N/A | 196 | 17 | N/A | N/A | 17 |
| SECTIONAL -TWO SEAT QUEEN SOFA - ARMLESS | NPA-SA2-QS | N/A | 178.4 | N/A | N/A | 178.4 | 16 | N/A | N/A | 16 |
| TWO SEAT MID-SIZE SOFA CONVERTIBLE-FULL SIZE | NPA-SM2-FS | N/A | 188 | N/A | N/A | 188 | 16 | N/A | N/A | 16 |
| SECTIONAL -TWO SEAT FULL SOFA - L/A SITTING | NPA-SL2-FS | N/A | 176 | N/A | N/A | 176 | 17 | N/A | N/A | 17 |
| SECTIONAL -TWO SEAT FULL SOFA - R/A SITTING | NPA-SR2-FS | N/A | 176 | N/A | N/A | 176 | 17 | N/A | N/A | 17 |
| SECTIONAL -TWO SEAT FULL SOFA - ARMLESS | NPA-SA2-FS | N/A | 177.2 | N/A | N/A | 177.2 | 16 | N/A | N/A | 16 |
| CHAIR AND A HALF CONVERTIBLE-TWIN SIZE | NPA-CH2-TS | N/A | 162.8 | N/A | N/A | 162.8 | 14 | N/A | N/A | 14 |
| SECTIONAL - CHAIR AND A HALF - L/A SITTING | NPA-CL1-TS | N/A | 128 | N/A | N/A | 128 | 15 | N/A | N/A | 15 |
| SECTIONAL - CHAIR AND A HALF - R/A SITTING | NPA-CR1-TS | N/A | 128 | N/A | N/A | 128 | 15 | N/A | N/A | 15 |
| SECTIONAL - CHAIR AND A HALF - ARMLESS | NPA-CA1-TS | N/A | 119.6 | N/A | N/A | 119.6 | 10 | N/A | N/A | 10 |
| CHAIR AND A HALF CONVERTIBLE-COT SIZE | NPA-CH2-CS | N/A | 153.2 | N/A | N/A | 153.2 | 13 | N/A | N/A | 13 |
| SECTIONAL - CHAIR AND A HALF - L/A SITTING | NPA-CL1-CS | N/A | 116 | N/A | N/A | 116 | 14 | N/A | N/A | 14 |
| SECTIONAL - CHAIR AND A HALF - R/A SITTING | NPA-CR1-CS | N/A | 116 | N/A | N/A | 116 | 14 | N/A | N/A | 14 |
| SECTIONAL - CHAIR AND A HALF - ARMLESS | NPA-CA1-CS | N/A | 113.6 | N/A | N/A | 113.6 | 10 | N/A | N/A | 10 |
| TWO SEAT SOFA CONVERTIBLE-DOUBLE COT SIZE | NPA-DBL-CS | N/A | 202.4 | N/A | N/A | 202.4 | 18 | N/A | N/A | 18 |
| SECTIONAL -TWO SEAT DOUBLE COT SOFA - L/A SITTING | NPA-DL2-CS | N/A | 190.4 | N/A | N/A | 190.4 | 17 | N/A | N/A | 17 |
| SECTIONAL -TWO SEAT DOUBLE COT SOFA - R/A SITTING | NPA-DR2-CS | N/A | 190.4 | N/A | N/A | 190.4 | 17 | N/A | N/A | 17 |
| SECTIONAL -TWO SEAT DOUBLE COT SOFA - ARMLESS | NPA-DA2-CS | N/A | 171.2 | N/A | N/A | 171.2 | 16 | N/A | N/A | 16 |

PAXTON



Back & Seat cushion

Body

STANDARD FEATURES

- Premium high-density, high-resiliency foam seat cushions enclosed in down
- Sinuuous spring suspension
- Semi-attached back cushions with lumbar support
- Semi-attached seat cushions
- Double-needle and single-needle top-stitch with thick thread
- In-arm control panel is easy to use and includes a 2-amp USB charging port
- Control panel is LED backlit with auto-off after 5 seconds
- Lifetime warranty on frame and suspension
- Three-year warranty on mechanism and motor
- Quick-ship delivery
- Metal trim in Polished Nickel finish

OPTIONS

- Premium high-density, high-resiliency foam seat cushion
- Contrasting detail stitch available
- Contrasting back and seat cushions available (two-tone)
- 1.8-amp hour lithium-ion battery pack available
- Battery pack has a one-year warranty
- Easy disassembly for delivery

BATTERY OPTION AVAILABLE \$300 PER SEAT

ORDER FORM MUST ACCOMPANY PURCHASE ORDER

| DESCRIPTION | FRAME CODE | # OF PILLOWS | C.O.L. | | | | C.O.M. | | | | |
|-------------------------------------|------------|--------------|--------|---------------------|---------|--------------|--------|---------------------|---------|-----------|----|
| | | | BODY | BACK & SEAT CUSHION | PILLOWS | TOTAL SQ. FT | BODY | BACK & SEAT CUSHION | PILLOWS | TOTAL YDG | |
| 35" Suggested Configurations | | | | | | | | | | | |
| CHAIR - STANDARD | PXN-CH2-ST | N/A | 135 | N/A | N/A | 135 | 13 | N/A | N/A | N/A | 13 |
| 2 SEAT SOFA | PXN-SO2-35 | N/A | 220 | N/A | N/A | 220 | 19 | N/A | N/A | N/A | 19 |
| 2 SEAT SOFA w/ RIGHT ARM CHAISE | PXN-LCR-35 | N/A | 324 | N/A | N/A | 324 | 30 | N/A | N/A | N/A | 30 |
| 2 SEAT SOFA w/ LEFT ARM CHAISE | PXN-LCL-35 | N/A | 324 | N/A | N/A | 324 | 30 | N/A | N/A | N/A | 30 |
| 4 PIECE PIT SECTIONAL | PXN-LCH-35 | N/A | 430 | N/A | N/A | 430 | 49 | N/A | N/A | N/A | 49 |
| 4 PIECE CORNER SECTIONAL | PXN-CNR-35 | N/A | 444 | N/A | N/A | 444 | 41 | N/A | N/A | N/A | 41 |
| 4 PIECE WEDGE SECTIONAL | PXN-WDL-35 | N/A | 396 | N/A | N/A | 396 | 34 | N/A | N/A | N/A | 34 |
| 35" Custom Modifications | | | | | | | | | | | |
| CHAIR - ARMLESS | PXN-CH2-AA | N/A | 85 | N/A | N/A | 85 | 9 | N/A | N/A | N/A | 9 |
| LARGE WEDGE - RIGHT ARM SITTING | PXN-WGL-RT | N/A | 91 | N/A | N/A | 91 | 9 | N/A | N/A | N/A | 9 |
| LARGE WEDGE - LEFT ARM SITTING | PXN-WGL-LT | N/A | 91 | N/A | N/A | 91 | 9 | N/A | N/A | N/A | 9 |
| 23" Suggested Configurations | | | | | | | | | | | |
| CHAIR - STANDARD | PXN-CHR-ST | N/A | 113 | N/A | N/A | 113 | 9 | N/A | N/A | N/A | 9 |
| 3 SEAT SOFA | PXN-SO3-23 | N/A | 240 | N/A | N/A | 240 | 19 | N/A | N/A | N/A | 19 |
| 3 SEAT SOFA w/ RIGHT ARM CHAISE | PXN-SCR-23 | N/A | 318 | N/A | N/A | 318 | 26 | N/A | N/A | N/A | 26 |
| 3 SEAT SOFA w/ LEFT ARM CHAISE | PXN-SCL-23 | N/A | 318 | N/A | N/A | 318 | 26 | N/A | N/A | N/A | 26 |
| 5 PIECE PIT SECTIONAL | PXN-SCH-23 | N/A | 393 | N/A | N/A | 393 | 38 | N/A | N/A | N/A | 38 |
| 6 PIECE CORNER SECTIONAL | PXN-CNR-23 | N/A | 510 | N/A | N/A | 510 | 42 | N/A | N/A | N/A | 42 |
| 4 PIECE WEDGE SECTIONAL | PXN-WDG-23 | N/A | 318 | N/A | N/A | 318 | 28 | N/A | N/A | N/A | 28 |
| 23" Custom Modifications | | | | | | | | | | | |
| CHAIR - ARMLESS | PXN-CHR-AA | N/A | 62 | N/A | N/A | 62 | 6 | N/A | N/A | N/A | 6 |
| SMALL WEDGE - RIGHT ARM SITTING | PXN-WDG-RT | N/A | 71 | N/A | N/A | 71 | 8 | N/A | N/A | N/A | 8 |
| SMALL WEDGE - LEFT ARM SITTING | PXN-WDG-LT | N/A | 71 | N/A | N/A | 71 | 8 | N/A | N/A | N/A | 8 |
| Universal Sectional Piece | | | | | | | | | | | |
| CORNER STANDARD | PXN-CNR-ST | N/A | 105 | N/A | N/A | 105 | 12 | N/A | N/A | N/A | 12 |

SARASOTA



Back & seat cushion Body

STANDARD FEATURES

Advanced unidirectional suspension system
 Premium high-density, high-resiliency foam seat cushions
 Single-needle top-stitch
 In-arm control panel includes 2-amp USB charging port
 Stationary armless seats
 Lifetime warranty on frame and suspension
 Five-year warranty on mechanism
 Three-year warranty on motor
 Quick-ship delivery

OPTIONS


Premium high-density, high-resiliency foam seat cushions encased in down
 Back cushion options: Hills (channels), Ridge (saddle) or Valley (tufted)
 Contrasting stitch detail available in Black, Brown, Charcoal, Cream, Espresso, Grey, Lemon, Pink, Royal, Scarlet, Tangerine, or Teal thread color
 Option of motion in armless seats
 Lithium-ion battery pack available
 Battery pack has one-year warranty
 Wood legs available in Acorn, Espresso or Walnut finish

| DESCRIPTION | FRAME CODE | # OF PILLOWS | C.O.L. | | | | C.O.M. | | | |
|-------------------------------------|------------|--------------|--------|---------------------|---------|--------------|--------|---------------------|---------|-----------|
| | | | BODY | BACK & SEAT CUSHION | PILLOWS | TOTAL SQ. FT | BODY | BACK & SEAT CUSHION | PILLOWS | TOTAL YDG |
| THREE SEAT SOFA - STANDARD | SOA-SO3-ST | N/A | 233 | N/A | N/A | 233 | 16 | N/A | N/A | 16 |
| THREE SEAT SOFA - LEFT ARM SITTING | SOA-SO3-LA | N/A | 208 | N/A | N/A | 208 | 15 | N/A | N/A | 15 |
| THREE SEAT SOFA - RIGHT ARM SITTING | SOA-SO3-RA | N/A | 208 | N/A | N/A | 208 | 15 | N/A | N/A | 15 |
| LOVESEAT - STANDARD | SOA-LVS-ST | N/A | 174 | N/A | N/A | 174 | 13 | N/A | N/A | 13 |
| LOVESEAT - LEFT ARM SITTING | SOA-LVS-LA | N/A | 166 | N/A | N/A | 166 | 12 | N/A | N/A | 12 |
| LOVESEAT - RIGHT ARM SITTING | SOA-LVS-RA | N/A | 166 | N/A | N/A | 166 | 12 | N/A | N/A | 12 |
| CHAIR - STANDARD | SOA-CHR-ST | N/A | 113 | N/A | N/A | 111 | 9 | N/A | N/A | 9 |
| CHAIR - LEFT ARM SITTING | SOA-CHR-LA | N/A | 88 | N/A | N/A | 88 | 8 | N/A | N/A | 8 |
| CHAIR - RIGHT ARM SITTING | SOA-CHR-RA | N/A | 88 | N/A | N/A | 88 | 8 | N/A | N/A | 8 |
| CHAIR - ARMLESS | SOA-CHR-AA | N/A | 62 | N/A | N/A | 62 | 5 | N/A | N/A | 5 |
| CHAISE - LEFT ARM SITTING | SOA-SCH-LA | N/A | 106 | N/A | N/A | 106 | 8 | N/A | N/A | 8 |
| CHAISE - RIGHT ARM SITTING | SOA-SCH-RA | N/A | 106 | N/A | N/A | 106 | 8 | N/A | N/A | 8 |
| 90 DEGREE CORNER UNIT | SOA-CNR-ST | N/A | 111 | N/A | N/A | 111 | 9 | N/A | N/A | 9 |

SARASOTA - SLEEPER

| DESCRIPTION | FRAME CODE | # OF PILLOWS | C.O.L. | | | | C.O.M. | | | |
|--|------------|--------------|--------|---------------------|---------|--------------|--------|---------------------|---------|-----------|
| | | | BODY | BACK & SEAT CUSHION | PILLOWS | TOTAL SQ. FT | BODY | BACK & SEAT CUSHION | PILLOWS | TOTAL YDG |
| THREE SEAT SOFA CONVERTIBLE-KING SIZE | SOA-SO3-KS | N/A | 221 | N/A | N/A | 221 | 19 | N/A | N/A | 19 |
| SECTIONAL -THREE SEAT KING SIZE SOFA - L/A SITTING | SOA-SL3-KS | N/A | 224 | N/A | N/A | 224 | 19 | N/A | N/A | 19 |
| SECTIONAL -THREE SEAT KING SIZE SOFA - R/A SITTING | SOA-SR3-KS | N/A | 224 | N/A | N/A | 224 | 19 | N/A | N/A | 19 |
| SECTIONAL -THREE SEAT KING SIZE SOFA - ARMLESS | SOA-SA3-KS | N/A | 212 | N/A | N/A | 212 | 17 | N/A | N/A | 17 |
| (ALL STYLES ALSO AVAILABLE AS SO2-QP, SL2-QP, SR2-QP & SA2-QP) | SOA-SO3-QP | N/A | 211 | N/A | N/A | 211 | 17 | N/A | N/A | 17 |
| SECTIONAL -THREE SEAT QUEEN PLUS SOFA - L/A SITTING | SOA-SL3-QP | N/A | 212 | N/A | N/A | 212 | 18 | N/A | N/A | 18 |
| SECTIONAL -THREE SEAT QUEEN PLUS SOFA - R/A SITTING | SOA-SR3-QP | N/A | 212 | N/A | N/A | 212 | 18 | N/A | N/A | 18 |
| SECTIONAL -THREE SEAT QUEEN PLUS SOFA - ARMLESS | SOA-SA3-QP | N/A | 197 | N/A | N/A | 197 | 17 | N/A | N/A | 17 |
| TWO SEAT SOFA CONVERTIBLE-QUEEN SIZE | SOA-SO2-QS | N/A | 204 | N/A | N/A | 204 | 18 | N/A | N/A | 18 |
| SECTIONAL -TWO SEAT QUEEN SOFA - L/A SITTING | SOA-SL2-QS | N/A | 200 | N/A | N/A | 200 | 17 | N/A | N/A | 17 |
| SECTIONAL -TWO SEAT QUEEN SOFA - R/A SITTING | SOA-SR2-QS | N/A | 200 | N/A | N/A | 200 | 17 | N/A | N/A | 17 |
| SECTIONAL -TWO SEAT QUEEN SOFA - ARMLESS | SOA-SA2-QS | N/A | 182 | N/A | N/A | 182 | 16 | N/A | N/A | 16 |
| TWO SEAT MID-SIZE SOFA CONVERTIBLE-FULL SIZE | SOA-SM2-FS | N/A | 192 | N/A | N/A | 192 | 16 | N/A | N/A | 16 |
| SECTIONAL -TWO SEAT FULL SOFA - L/A SITTING | SOA-SL2-FS | N/A | 180 | N/A | N/A | 180 | 17 | N/A | N/A | 17 |
| SECTIONAL -TWO SEAT FULL SOFA - R/A SITTING | SOA-SR2-FS | N/A | 180 | N/A | N/A | 180 | 17 | N/A | N/A | 17 |
| SECTIONAL -TWO SEAT FULL SOFA - ARMLESS | SOA-SA2-FS | N/A | 181 | N/A | N/A | 181 | 16 | N/A | N/A | 16 |
| CHAIR AND A HALF CONVERTIBLE-TWIN SIZE | SOA-CH2-TS | N/A | 167 | N/A | N/A | 167 | 14 | N/A | N/A | 14 |
| SECTIONAL - CHAIR AND A HALF - L/A SITTING | SOA-CL1-TS | N/A | 132 | N/A | N/A | 132 | 15 | N/A | N/A | 15 |
| SECTIONAL - CHAIR AND A HALF - R/A SITTING | SOA-CR1-TS | N/A | 132 | N/A | N/A | 132 | 15 | N/A | N/A | 15 |
| SECTIONAL - CHAIR AND A HALF - ARMLESS | SOA-CA1-TS | N/A | 124 | N/A | N/A | 124 | 10 | N/A | N/A | 10 |
| CHAIR AND A HALF CONVERTIBLE-COT SIZE | SOA-CH2-CS | N/A | 157 | N/A | N/A | 157 | 13 | N/A | N/A | 13 |
| SECTIONAL - CHAIR AND A HALF - L/A SITTING | SOA-CL1-CS | N/A | 120 | N/A | N/A | 120 | 14 | N/A | N/A | 14 |
| SECTIONAL - CHAIR AND A HALF - R/A SITTING | SOA-CR1-CS | N/A | 120 | N/A | N/A | 120 | 14 | N/A | N/A | 14 |
| SECTIONAL - CHAIR AND A HALF - ARMLESS | SOA-CA1-CS | N/A | 118 | N/A | N/A | 118 | 10 | N/A | N/A | 10 |
| TWO SEAT SOFA CONVERTIBLE-DOUBLE COT SIZE | SOA-DBL-CS | N/A | 206 | N/A | N/A | 206 | 18 | N/A | N/A | 18 |
| SECTIONAL -TWO SEAT DOUBLE COT SOFA - L/A SITTING | SOA-DL2-CS | N/A | 194 | N/A | N/A | 194 | 17 | N/A | N/A | 17 |
| SECTIONAL -TWO SEAT DOUBLE COT SOFA - R/A SITTING | SOA-DR2-CS | N/A | 194 | N/A | N/A | 194 | 17 | N/A | N/A | 17 |
| SECTIONAL -TWO SEAT DOUBLE COT SOFA - ARMLESS | SOA-DA2-CS | N/A | 175 | N/A | N/A | 175 | 16 | N/A | N/A | 16 |

TURIN



Back & Seat cushion

Body

STANDARD FEATURES

Premium high-density, high-resiliency foam seat cushions
 Advanced unidirectional suspension system
 Double-needle top-stitch with thick thread
 In-arm control panel is easy to use and includes a 2-amp
 USB charging port
 Lifetime warranty on frame and suspension
 Three-year warranty on mechanism and motor
 Quick-ship delivery

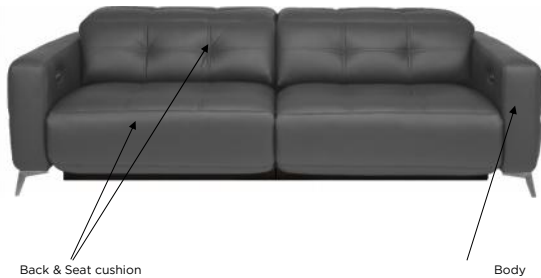
OPTIONS

Contrasting welt detail available
 Contrasting detail stitch available
 2-amp hour lithium-ion battery pack available
 Smart power-distribution hub available
 Easy disassembly for delivery
 Metal legs available in Antique Brass, Burnished Bronze,
 or Polished Nickel

ORDER FORM MUST ACCOMPANY PURCHASE ORDER

| DESCRIPTION | FRAME CODE | # OF PILLOWS | C.O.L. | | | | C.O.M. | | | |
|----------------------------------|------------|--------------|--------|---------------------|---------|--------------|--------|---------------------|---------|-----------|
| | | | BODY | BACK & SEAT CUSHION | PILLOWS | TOTAL SQ. FT | BODY | BACK & SEAT CUSHION | PILLOWS | TOTAL YDG |
| 35" Seat Width | | | | | | | | | | |
| CHAIR - STANDARD | TUI-CH2-ST | 0 | 144 | N/A | N/A | 144 | 10 | N/A | N/A | 10 |
| CHAIR - L/A SITTING | TUI-CH2-LA | 0 | 118 | N/A | N/A | 118 | 9 | N/A | N/A | 9 |
| CHAIR - R/A SITTING | TUI-CH2-RA | 0 | 118 | N/A | N/A | 118 | 9 | N/A | N/A | 9 |
| CHAIR - ARMLESS | TUI-CH2-AA | 0 | 92 | N/A | N/A | 92 | 8 | N/A | N/A | 8 |
| OTTOMAN | TUI-OTO-35 | 0 | 32 | N/A | N/A | 32 | 3 | N/A | N/A | 3 |
| 23" Seat Width | | | | | | | | | | |
| CHAIR - STANDARD | TUI-CHR-ST | 0 | 120 | N/A | N/A | 120 | 9 | N/A | N/A | 9 |
| CHAIR - L/A SITTING | TUI-CHR-LA | 0 | 93 | N/A | N/A | 93 | 7 | N/A | N/A | 7 |
| CHAIR - R/A SITTING | TUI-CHR-RA | 0 | 93 | N/A | N/A | 93 | 7 | N/A | N/A | 7 |
| CHAIR - ARMLESS | TUI-CHR-AA | 0 | 68 | N/A | N/A | 68 | 6 | N/A | N/A | 6 |
| OTTOMAN | TUI-OTO-23 | 0 | 18 | N/A | N/A | 18 | 3 | N/A | N/A | 3 |
| Universal Sectional Piece | | | | | | | | | | |
| CORNER STANDARD | TUI-CNR-ST | 0 | 123 | N/A | N/A | 123 | 10 | N/A | N/A | 10 |

VERONA



STANDARD FEATURES

Premium high-density, high-resiliency foam seat cushions
 Advanced unidirectional suspension system
 Double-needle quilting combined with single-needle top-stitch with thick thread
 In-arm control panel is easy to use and includes a 2-amp USB charging port
 Lifetime warranty on frame and suspension
 Three-year warranty on mechanism and motor
 Quick-ship delivery

OPTIONS

Contrasting detail stitch available
 2-amp hour lithium-ion battery pack available
 Smart power-distribution hub available
 Easy disassembly for delivery
 Metal legs available in Antique Brass, Burnished Bronze, or Polished Nickel

ORDER FORM MUST ACCOMPANY PURCHASE ORDER

| DESCRIPTION | FRAME CODE | # OF PILLOWS | C.O.L. | | | | C.O.M. | | | |
|----------------------------------|------------|--------------|--------|---------------------|---------|--------------|--------|---------------------|---------|-----------|
| | | | BODY | BACK & SEAT CUSHION | PILLOWS | TOTAL SQ. FT | BODY | BACK & SEAT CUSHION | PILLOWS | TOTAL YDG |
| 35" Seat Width | | | | | | | | | | |
| CHAIR - STANDARD | VRA-CH2-ST | 0 | 145 | N/A | N/A | 145 | 10 | N/A | N/A | 10 |
| CHAIR - L/A SITTING | VRA-CH2-LA | 0 | 119 | N/A | N/A | 119 | 9 | N/A | N/A | 9 |
| CHAIR - R/A SITTING | VRA-CH2-RA | 0 | 119 | N/A | N/A | 119 | 9 | N/A | N/A | 9 |
| CHAIR - ARMLESS | VRA-CH2-AA | 0 | 93 | N/A | N/A | 93 | 8 | N/A | N/A | 8 |
| OTTOMAN | VRA-OTO-35 | 0 | 32 | N/A | N/A | 32 | 3 | N/A | N/A | 3 |
| 23" Seat Width | | | | | | | | | | |
| CHAIR - STANDARD | VRA-CHR-ST | 0 | 121 | N/A | N/A | 121 | 9 | N/A | N/A | 9 |
| CHAIR - L/A SITTING | VRA-CHR-LA | 0 | 95 | N/A | N/A | 95 | 7 | N/A | N/A | 7 |
| CHAIR - R/A SITTING | VRA-CHR-RA | 0 | 95 | N/A | N/A | 95 | 7 | N/A | N/A | 7 |
| CHAIR - ARMLESS | VRA-CHR-AA | 0 | 78 | N/A | N/A | 78 | 6 | N/A | N/A | 6 |
| OTTOMAN | VRA-OTO-23 | 0 | 19 | N/A | N/A | 19 | 3 | N/A | N/A | 3 |
| Universal Sectional Piece | | | | | | | | | | |
| CORNER STANDARD | VRA-CNR-ST | 0 | 130 | N/A | N/A | 130 | 10 | N/A | N/A | 10 |