

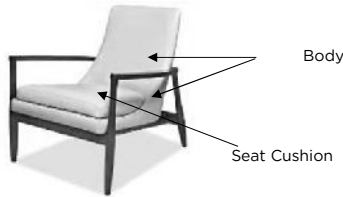
AMERICAN LEATHER BYOC REFERENCE GUIDE

PILLOWS

DESCRIPTION	FRAME CODE	# OF PILLOWS	C.O.L.				C.O.M.			
			BODY	BACK & SEAT CUSHION	WELT	TOTAL SQ. FT	BODY	BACK & SEAT CUSHION	WELT	TOTAL YDG
18" SQUARE DOWN BLENDED PILLOW WITH WELT	PLW-DWN-18	1	11	N/A	N/A	11	2	N/A	N/A	2
20" SQUARE DOWN BLENDED PILLOW WITH WELT	PLW-DWN-20	1	12	N/A	N/A	12	2	N/A	N/A	2
12 X 22" DOWN BLENDED KIDNEY PILLOW WITH WELT	PLW-DWN-KD	1	10	N/A	N/A	10	2	N/A	N/A	2
18" DOWN BLEND WELTED PILLOW WITH STITCHING DETAIL	PLW-STI-18	1	12	N/A	N/A	12	2	N/A	N/A	2
20" DOWN BLEND WELTED PILLOW WITH STITCHING DETAIL	PLW-STI-20	1	15	N/A	N/A	15	2	N/A	N/A	2
12 X 22" DOWN BLEND WELTED KIDNEY PILLOW WITH STITCHING DETAIL	PLW-STI-KD	1	10	N/A	N/A	10	2	N/A	N/A	2
18" BOXED DOWN BLEND PILLOW WITH WELT	PLW-BOX-18	1	14	N/A	N/A	14	2	N/A	N/A	2
20" BOXED DOWN BLEND PILLOW WITH WELT	PLW-BOX-20	1	17	N/A	N/A	17	2	N/A	N/A	2
12 X 22" BOXED DOWN BLEND KIDNEY PILLOW WITH WELT	PLW-BOX-KD	1	12	N/A	N/A	12	2	N/A	N/A	2
18" BOXED AND WELTED DOWN BLEND PILLOW WITH STITCHING DETAIL	PLW-STB-18	1	14	N/A	N/A	14	2	N/A	N/A	2
20" BOXED AND WELTED DOWN BLEND PILLOW WITH STITCHING DETAIL	PLW-STB-20	1	17	N/A	N/A	17	2	N/A	N/A	2
12 X 22" BOXED AND WELTED DOWN BLEND KIDNEY WITH STITCHING DETAIL	PLW-STB-KD	1	13	N/A	N/A	13	2	N/A	N/A	2
MASCHERONI 20" SQUARE THROW PILLOW	PLW-MAS-20	1	14	N/A	N/A	14	2	N/A	N/A	2
(Solid leather front. "X" detail with perforations on back. Down filled. No welt.						0	2	N/A	N/A	2
MASCHERONI 24" SQUARE THROW PILLOW	PLW-MAS-24	1	14	N/A	N/A	14	2	N/A	N/A	2
(Solid leather front. "X" detail with perforations on back. Down filled. No welt.						0	2	N/A	N/A	2
DOWN BLEND BOXED WELTLESS PILLOW	PLW-REB-08	1	14	N/A	N/A	14	2	N/A	N/A	2
DOWN BLEND BOXED WELTLESS PILLOW	PLW-REB-21	1	14	N/A	N/A	14	2	N/A	N/A	2
DOWN BLEND WELTLESS KIDNEY PILLOW	PLW-REC-10	1	14	N/A	N/A	14	2	N/A	N/A	2
DOWN BLEND WELTLESS PILLOW	PLW-REC-12		14	N/A	N/A	14	2	N/A	N/A	2
DOWN BLEND WELTLESS PILLOW	PLW-REC-14	1	14	N/A	N/A	14	2	N/A	N/A	2
DOWN BLEND WELTLESS PILLOW	PLW-REC-16	1	14	N/A	N/A	14	2	N/A	N/A	2
DOWN BLEND WELTLESS PILLOW	PLW-REC-23	1	14	N/A	N/A	14	2	N/A	N/A	2
DOWN BLEND WELTLESS PILLOW	PLW-REC-24	1	14	N/A	N/A	14	2	N/A	N/A	2
DOWN BLEND WELTED TOOTSIE ROLL BOLSTER	PLW-RND-6	1	14	N/A	N/A	14	2	N/A	N/A	2
DOWN BLEND WELTED TOOTSIE ROLL BOLSTER	PLW-RND-7	1	14	N/A	N/A	14	2	N/A	N/A	2
DOWN BLEND BOXED WELTLESS PILLOW	PLW-SQB-16	1	14	N/A	N/A	14	2	N/A	N/A	2
DOWN BLEND BOXED WELTLESS PILLOW	PLW-SQB-17	1	14	N/A	N/A	14	2	N/A	N/A	2
DOWN BLEND BOXED WELTLESS PILLOW	PLW-SQB-18	1	14	N/A	N/A	14	2	N/A	N/A	2
DOWN BLEND BOXED WELTLESS PILLOW	PLW-SQB-19	1	14	N/A	N/A	14	2	N/A	N/A	2
DOWN BLEND BOXED WELTLESS PILLOW	PLW-SQB-22	1	14	N/A	N/A	14	2	N/A	N/A	2
DOWN BLEND WELTED PILLOW	PLW-SQR-13	1	14	N/A	N/A	14	2	N/A	N/A	2
DOWN BLEND WELTED PILLOW	PLW-SQR-16	1	14	N/A	N/A	14	2	N/A	N/A	2
DOWN BLEND WELTED PILLOW	PLW-SQR-18	1	14	N/A	N/A	14	2	N/A	N/A	2
DOWN BLEND WELTED PILLOW	PLW-SQR-19	1	14	N/A	N/A	14	2	N/A	N/A	2
DOWN BLEND WELTED PILLOW	PLW-SQR-23	1	14	N/A	N/A	14	2	N/A	N/A	2
DOWN BLEND WELTED PILLOW	PLW-SQR-27	1	14	N/A	N/A	14	2	N/A	N/A	2
20" SQUARE DOWN BLENDED PILLOW WITH WELT	2PK-DWN-WW	2	28	N/A	N/A	28	4	N/A	N/A	4
20" SQUARE DOWN BLENDED PILLOW WITHOUT WELT	2PK-DWN-NW	2	28	N/A	N/A	28	4	N/A	N/A	4

AMERICAN LEATHER BYOC REFERENCE GUIDE

AARON



STANDARD FEATURES

Quick ship - 30 day delivery
 Premium high density, high resiliency foam seat cushion
 Tight back & seat cushion
 Single needle top stitching
 Lifetime warranty on frame

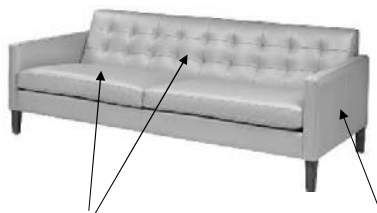
OPTIONS

Wood base available in Natural Walnut or Gray Ash
 Contrasting back & seat available (two tone):
 If selecting two tone option, price at body cover
 Early Bird delivery available: 20 day delivery

DESCRIPTION	FRAME CODE	# OF PILLOWS	C.O.L.				C.O.M.			
			BODY	BACK & SEAT CUSHION	PILLOWS	TOTAL SQ. FT	BODY	BACK & SEAT CUSHION	PILLOWS	TOTAL YDG
CHAIR - STANDARD	ARO-CHR-ST	N/A	22	10	N/A	31	3	2	N/A	5

AMERICAN LEATHER BYOC REFERENCE GUIDE

AINSLEY



Back & Seat Cushions

Body

STANDARD FEATURES

- Quick ship - 30 day delivery
- Advanced unidirectional suspension system
- Premium high density, high resiliency foam seat & back cushion
- Buttonless tufting
- Single needle top stitching
- Brushed stainless steel detailing on back
- Lifetime warranty on frame & suspension

OPTIONS


- Wood base available in Natural Walnut or Gray Ash
- Contrasting back & seat available (two tone):
If selecting two tone option, price at body cover
- Early Bird delivery available: 20 day delivery

**This style not recommended with patterned fabrics requiring flow matching

DESCRIPTION	FRAME CODE	# OF PILLOWS	C.O.L.				C.O.M.			
			BODY	BACK & SEAT CUSHION	PILLOWS	TOTAL SQ. FT	BODY	BACK & SEAT CUSHION	PILLOWS	TOTAL YDG
THREE SEAT FULL SIZE SOFA - STANDARD	AIN-SO3-ST	N/A	96	44	N/A	140	9	4	N/A	13
THREE SEAT FULL SIZE SOFA - LEFT ARM SITTING	AIN-SO3-LA	N/A	80	44	N/A	124	8	4	N/A	12
THREE SEAT FULL SIZE SOFA - RIGHT ARM SITTING	AIN-SO3-RA	N/A	80	44	N/A	124	8	4	N/A	12
THREE SEAT FULL SIZE SOFA - ARMLESS	AIN-SO3-AA	N/A	65	47	N/A	112	7	4	N/A	11
TWO SEAT FULL SIZE SOFA - STANDARD	AIN-SO2-ST	N/A	82	36	N/A	118	8	4	N/A	12
LOVESEAT - STANDARD	AIN-LVS-ST	N/A	75	32	N/A	107	7	3	N/A	10
LOVESEAT - LEFT ARM SITTING	AIN-LVS-LA	N/A	63	32	N/A	95	6	3	N/A	9
LOVESEAT - RIGHT ARM SITTING	AIN-LVS-RA	N/A	63	32	N/A	95	6	3	N/A	9
LOVESEAT - ARMLESS	AIN-LVS-AA	N/A	52	32	N/A	84	5	3	N/A	8
CHAIR - STANDARD	AIN-CHR-ST	N/A	52	16	N/A	68	4	2	N/A	6
OTTOMAN	AIN-OTO-ST	N/A	12	21	N/A	33	2	2	N/A	4
90 DEGREE SQUARE CORNER UNIT	AIN-CNR-SQ	N/A	45	20	N/A	65	5	2	N/A	7
SMALL CHAISE - LEFT ARM SITTING	AIN-SCH-LA	N/A	48	32	N/A	80	5	4	N/A	9
SMALL CHAISE - RIGHT ARM SITTING	AIN-SCH-RA	N/A	48	32	N/A	80	5	4	N/A	9
SQUARE CORNER RETURN SOFA - LEFT ARM SITTING	AIN-SQS-LA	N/A	100	55	N/A	155	11	4	N/A	15
SQUARE CORNER RETURN SOFA - RIGHT ARM SITTING	AIN-SQS-RA	N/A	100	55	N/A	155	11	4	N/A	15

AMERICAN LEATHER BYOC REFERENCE GUIDE

ALESSANDRO



STANDARD FEATURES

- Quick ship - 30 day delivery
- Advanced unidirectional suspension system
- Premium high density, high resiliency foam seat cushions
- Loose back & seat cushions
- Single needle top stitching
- Brushed aluminum legs
- Lifetime warranty on frame & suspension

OPTIONS

- Wood legs available in Acorn, Espresso or Walnut finish
- Contrasting back & seat available (two tone):
If selecting two tone option, price at body cover
- Early Bird delivery available: 20 day delivery

DESCRIPTION	FRAME CODE	# OF PILLOWS	C.O.L.				C.O.M.			
			BODY	BACK & SEAT CUSHION	PILLOWS	TOTAL SQ. FT	BODY	BACK & SEAT CUSHION	PILLOWS	TOTAL YDG
THREE SEAT FULL SIZE SOFA - STANDARD	ALE-SO3-ST	N/A	76	108	N/A	186	6	10	N/A	16
THREE SEAT FULL SIZE SOFA - LEFT ARM SITTING	ALE-SO3-LA	N/A	63	91	N/A	153	6	10	N/A	16
THREE SEAT FULL SIZE SOFA - RIGHT ARM SITTING	ALE-SO3-RA	N/A	63	91	N/A	153	6	10	N/A	16
THREE SEAT FULL SIZE SOFA - ARMLESS	ALE-SO3-AA	N/A	49	93	N/A	142	6	10	N/A	16
LOVESEAT - STANDARD	ALE-LVS-ST	N/A	63	59	N/A	122	6	7	N/A	13
LOVESEAT - LEFT ARM SITTING	ALE-LVS-LA	N/A	50	61	N/A	111	5	7	N/A	12
LOVESEAT - RIGHT ARM SITTING	ALE-LVS-RA	N/A	50	61	N/A	111	5	7	N/A	12
LOVESEAT - ARMLESS	ALE-LVS-AA	N/A	37	63	N/A	100	4	7	N/A	11
CHAIR - STANDARD	ALE-CHR-ST	N/A	51	29	N/A	80	4	4	N/A	8
CHAISE - LEFT ARM SITTING	ALE-SCH-LA	N/A	44	51	N/A	95	4	6	N/A	10
CHAISE - RIGHT ARM SITTING	ALE-SCH-RA	N/A	44	51	N/A	95	4	6	N/A	10
90 DEGREE SQUARE CORNER UNIT	ALE-CNR-SQ	N/A	38	50	N/A	88	4	5	N/A	9
OTTOMAN - STANDARD	ALE-OTO-ST	N/A	8	16	N/A	25	1	2	N/A	3
SQUARE CORNER RETURN SOFA - LEFT ARM SITTING	ALE-SQS-LA	N/A	7	5	N/A	12	7	5	N/A	12
SQUARE CORNER RETURN SOFA - RIGHT ARM SITTING	ALE-SQS-RA	N/A	7	5	N/A	12	7	5	N/A	12

AMERICAN LEATHER BYOC REFERENCE GUIDE

ARNO



STANDARD FEATURES

Premium high-density, high-resiliency foam seat cushion
 Tight back and loose seat cushion
 Double-needle top-stitch
 Lifetime warranty on frame
 Quick-ship delivery


OPTIONS

Contrasting welt detail available
 Metal base available in Antique Brass, Burnished Bronze, or Polished Nickel

DESCRIPTION	FRAME CODE	# OF PILLOWS	C.O.L.				C.O.M.			
			BODY	SEAT CUSHION	PILLOWS	TOTAL SQ. FT	BODY	SEAT CUSHION	PILLOWS	TOTAL YDG
CHAIR - STANDARD	ANO-CHR-ST	0	50	N/A	N/A	50	5	N/A	N/A	5

AMERICAN LEATHER BYOC REFERENCE GUIDE

ASTORIA




STANDARD FEATURES
 Quick ship - 30 day delivery
 Advanced unidirectional suspension system
 Premium high density, high resiliency foam seat cushions
 Buttonless tufting seat cushions
 Loose back & seat cushions
 Double needle top stitching
 Lifetime warranty on frame & suspension

OPTIONS
 Wood legs available in Acorn, Espresso or Walnut finish
 Contrasting back & seat available (two tone):
 If selecting two tone option, price at body cover
 Early Bird delivery available: 20 day delivery
 **This style not recommended with patterned fabrics requiring flow matching.

DESCRIPTION	FRAME CODE	# OF PILLOWS	C.O.L.				C.O.M.			
			BODY	BACK & SEAT CUSHION	PILLOWS	TOTAL SQ. FT	BODY	BACK & SEAT CUSHION	PILLOWS	TOTAL YDG
FULL SIZE SOFA - STANDARD	ARI-SO3-ST	N/A	91	104	N/A	195	8	10	N/A	18
FULL SIZE SOFA - LEFT ARM SITTING	ARI-SO3-LA	N/A	75	88	N/A	163	7	8	N/A	15
FULL SIZE SOFA - RIGHT ARM SITTING	ARI-SO3-RA	N/A	75	88	N/A	163	7	8	N/A	15
FULL SIZE SOFA - ARMLESS	ARI-SO3-AA	N/A	55	71	N/A	126	5	6	N/A	11
LOVESEAT - STANDARD	ARI-LVS-ST	N/A	78	83	N/A	160	7	8	N/A	15
LOVESEAT - LEFT ARM SITTING	ARI-LVS-LA	N/A	62	66	N/A	128	5	6	N/A	11
LOVESEAT - RIGHT ARM SITTING	ARI-LVS-RA	N/A	62	66	N/A	128	5	6	N/A	11
LOVESEAT - ARMLESS	ARI-LVS-AA	N/A	42	50	N/A	92	4	4	N/A	8
CHAIR - STANDARD	ARI-CHR-ST	N/A	67	29	N/A	95	3	3	N/A	9
CHAIR - LEFT ARM SITTING	ARI-CHR-LA	N/A	48	45	N/A	93	4	5	N/A	9
CHAIR - RIGHT ARM SITTING	ARI-CHR-RA	N/A	48	45	N/A	93	4	5	N/A	9
CHAIR - ARMLESS	ARI-CHR-AA	N/A	28	29	N/A	57	3	4	N/A	7
OTTOMAN	ARI-OTO-36	N/A	26	37	N/A	63	2	4	N/A	6
90 DEGREE SQUARE CORNER UNIT	ARI-CNR-SQ	N/A	46	45	N/A	91	4	5	N/A	9
SMALL BUMPER CHAISE - LEFT ARM SITTING	ARI-SBC-LA	N/A	71	82	N/A	152	6	7	N/A	13
SMALL BUMPER CHAISE - RIGHT ARM SITTING	ARI-SBC-RA	N/A	71	82	N/A	152	6	7	N/A	13
SQUARE CORNER RETURN SOFA - LEFT ARM SITTING	ARI-SQS-LA	N/A	91	104	N/A	195	8	8	N/A	13
SQUARE CORNER RETURN SOFA - RIGHT ARM SITTING	ARI-SQS-RA	N/A	91	104	N/A	195	8	8	N/A	13

AMERICAN LEATHER BYOC REFERENCE GUIDE

BARCELONA



Back & Seat Cushions

Body

STANDARD FEATURES

Advanced unidirectional suspension system
 Premium high-density, high-resiliency foam seat cushions
 Loose back and seat cushions
 Lifetime warranty on frame and suspension
 Quick-ship delivery
 Double-needle quilting combined with single-needle top-stitch with thick thread

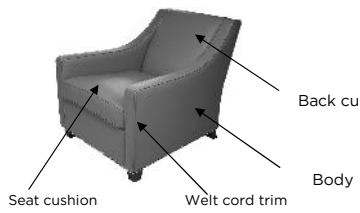
OPTIONS

Aluminum legs available in Black, Bronze or Polished finish

DESCRIPTION	FRAME CODE	# OF PILLOWS	C.O.L.				C.O.M.			
			BODY	BACK & SEAT CUSHION	PILLOWS	TOTAL SQ. FT	BODY	BACK & SEAT CUSHION	PILLOWS	TOTAL YDG
THREE SEAT FULL SIZE SOFA - STANDARD	BNA-SO3-ST	N/A	210	N/A	N/A	210	17	N/A	N/A	17
THREE SEAT FULL SIZE SOFA - LEFT ARM SITTING	BNA-SO3-LA	N/A	192	N/A	N/A	192	16	N/A	N/A	16
THREE SEAT FULL SIZE SOFA - RIGHT ARM SITTING	BNA-SO3-RA	N/A	192	N/A	N/A	192	16	N/A	N/A	16
THREE SEAT FULL SIZE SOFA - ARMLESS	BNA-SO3-AA	N/A	173	N/A	N/A	173	14	N/A	N/A	14
TWO SEAT FULL SIZE SOFA - STANDARD	BNA-SO2-ST	N/A	182	N/A	N/A	182	15	N/A	N/A	15
TWO SEAT FULL SIZE SOFA - LEFT ARM SITTING	BNA-SO2-LA	N/A	171	N/A	N/A	171	14	N/A	N/A	14
TWO SEAT FULL SIZE SOFA - RIGHT ARM SITTING	BNA-SO2-RA	N/A	171	N/A	N/A	171	14	N/A	N/A	14
TWO SEAT FULL SIZE SOFA - ARMLESS	BNA-SO2-AA	N/A	152	N/A	N/A	152	13	N/A	N/A	13
LOVESEAT - STANDARD	BNA-LVS-ST	N/A	158	N/A	N/A	158	14	N/A	N/A	14
LOVESEAT - LEFT ARM SITTING	BNA-LVS-LA	N/A	146	N/A	N/A	146	13	N/A	N/A	13
LOVESEAT - RIGHT ARM SITTING	BNA-LVS-RA	N/A	146	N/A	N/A	146	13	N/A	N/A	13
LOVESEAT - ARMLESS	BNA-LVS-AA	N/A	128	N/A	N/A	128	11	N/A	N/A	11
CHAIR AND A HALF - STANDARD	BNA-CH2-ST	N/A	117	N/A	N/A	117	10	N/A	N/A	10
OTTOMAN - STANDARD	BNA-OTO-ST	N/A	45	N/A	N/A	45	4	N/A	N/A	4
90 DEGREE SQUARE CORNER UNIT	BNA-CNR-SQ	N/A	111	N/A	N/A	111	9	N/A	N/A	9
SMALL CHAISE - LEFT ARM SITTING	BNA-SCH-LA	N/A	117	N/A	N/A	117	10	N/A	N/A	10
SMALL CHAISE - RIGHT ARM SITTING	BNA-SCH-RA	N/A	117	N/A	N/A	117	10	N/A	N/A	10
SMALL BUMPER CHAISE - LEFT ARM SITTING	BNA-SBC-LA	N/A	203	N/A	N/A	203	16	N/A	N/A	16
SMALL BUMPER CHAISE - RIGHT ARM SITTING	BNA-SBC-RA	N/A	203	N/A	N/A	203	16	N/A	N/A	16

AMERICAN LEATHER BYOC REFERENCE GUIDE

BELLA

	<p>STANDARD FEATURES Quick ship - 30 day delivery Advanced unidirectional suspension system Premium high density, high resiliency foam seat cushion Tight back cushion & Loose seat cushion Single needle top stitching Welt cord trim on seat cushion & front arm Lifetime warranty on frame & suspension</p>			<p>OPTIONS Wood legs available in Acorn, Espresso or Walnut finish Extra firm premium high density, high resiliency foam seat cushion (\$75 upcharge per seat, \$120 upcharge for chaise) Contrasting welt cord trim Chrome, brass or pewter nailheads around entire base Contrasting back & seat available (two tone): If selecting two tone option, price at body cover Early Bird delivery available: 20 day delivery</p>							
	DESCRIPTION		FRAME CODE	# OF PILLOWS	C.O.L.			C.O.M.			
				BODY	BACK & SEAT CUSHION	PILLOWS	TOTAL SQ. FT	BODY	BACK & SEAT CUSHION	PILLOWS	TOTAL YDG
CHAIR - STANDARD		BLL-CHR-ST	N/A	45	10	N/A	55	5	2	N/A	7
CHAIR - SWIVEL		BLL-CHS-ST	N/A	47	10	N/A	57	5	2	N/A	7
OTTOMAN - STANDARD		BLL-OTO-ST	N/A	12	13	N/A	25	2	2	N/A	4

AMERICAN LEATHER BYOC REFERENCE GUIDE

BENNET



STANDARD FEATURES

Quick ship - 30 day delivery
 Advanced unidirectional suspension system
 Premium high density, high resiliency foam seat cushions
 Loose back & seat cushions
 Single needle top stitching
 Lifetime warranty on frame & suspension

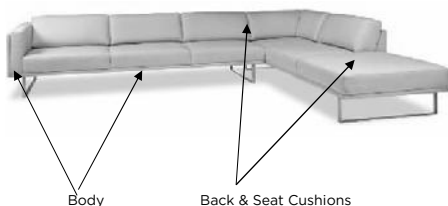
OPTIONS

Wood legs available in Acorn, Espresso or Walnut finish
 Extra firm premium high density, high resiliency foam seat cushions
 (\$75 upcharge per seat, \$120 upcharge for chaise)
 Contrasting back & seat available (two tone):
 If selecting two tone option, price at body cover
 Early Bird delivery available: 20 day delivery

DESCRIPTION	FRAME CODE	# OF PILLOWS	C.O.L.				C.O.M.			
			BODY	BACK & SEAT CUSHION	PILLOWS	TOTAL SQ. FT	BODY	BACK & SEAT CUSHION	PILLOWS	TOTAL YDG
THREE SEAT FULL SIZE SOFA - STANDARD	BEN-SO3-ST	N/A	80	90	N/A	170	8	11	N/A	19
THREE SEAT FULL SIZE SOFA - LEFT ARM SITTING	BEN-SO3-LA	N/A	67	90	N/A	157	7	11	N/A	18
THREE SEAT FULL SIZE SOFA - RIGHT ARM SITTING	BEN-SO3-RA	N/A	67	90	N/A	157	7	11	N/A	18
THREE SEAT FULL SIZE SOFA - ARMLESS	BEN-SO3-AA	N/A	54	90	N/A	144	6	11	N/A	17
LOVESEAT - STANDARD	BEN-LVS-ST	N/A	40	60	N/A	100	6	7	N/A	13
LOVESEAT - LEFT ARM SITTING	BEN-LVS-LA	N/A	53	60	N/A	113	5	7	N/A	12
LOVESEAT - RIGHT ARM SITTING	BEN-LVS-RA	N/A	53	60	N/A	113	5	7	N/A	12
LOVESEAT - ARMLESS	BEN-LVS-AA	N/A	40	60	N/A	100	4	7	N/A	11
CHAIR - STANDARD	BEN-CHR-ST	N/A	51	30	N/A	69	5	4	N/A	9
CHAIR - LEFT ARM SITTING	BEN-CHR-LA	N/A	39	30	N/A	69	4	4	N/A	8
CHAIR - RIGHT ARM SITTING	BEN-CHR-RA	N/A	39	30	N/A	69	4	4	N/A	8
CHAIR - ARMLESS	BEN-CHR-AA	N/A	25	30	N/A	56	3	4	N/A	7
OTTOMAN	BEN-OTO-ST	N/A	9	16	N/A	25	1	2	N/A	3
90 DEGREE ROUND CORNER UNIT	BEN-CNR-ST	N/A	45	46	N/A	90	6	8	N/A	14
90 DEGREE SQUARE CORNER UNIT	BEN-CNR-SQ	N/A	43	48	N/A	91	5	7	N/A	12
SMALL CHAISE - LEFT ARM SITTING	BEN-SCH-LA	N/A	46	45	N/A	91	4	5	N/A	9
SMALL CHAISE - RIGHT ARM SITTING	BEN-SCH-RA	N/A	46	45	N/A	91	4	5	N/A	9
SQUARE CORNER RETURN SOFA - LEFT ARM SITTING	BEN-SQS-LA	N/A	84	106	N/A	190	10	13	N/A	23
SQUARE CORNER RETURN SOFA - RIGHT ARM SITTING	BEN-SQS-RA	N/A	84	106	N/A	190	10	13	N/A	23

AMERICAN LEATHER BYOC REFERENCE GUIDE

BERKELEY



STANDARD FEATURES

- Quick ship - 30 day delivery
- Advanced unidirectional suspension system
- Premium high density, high resiliency foam back and seat cushions
- Loose back cushions
- Single-needle top stitching with thick thread
- Brushed stainless steel leg
- Lifetime warranty on frame & suspension

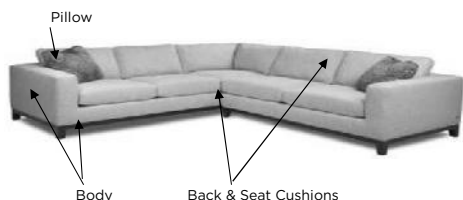
OPTIONS

- Contrasting back & seat available (two tone):
If selecting two tone option, price at body cover
- Early Bird delivery available: 20 day delivery

DESCRIPTION	FRAME CODE	# OF PILLOWS	C.O.L.				C.O.M.			
			BODY	BACK & SEAT CUSHION	PILLOWS	TOTAL SQ. FT	BODY	BACK & SEAT CUSHION	PILLOWS	TOTAL YDG
THREE SEAT FULL SIZE SOFA - STANDARD	BER-SO3-ST	N/A	58	114	N/A	172	7	10	N/A	17
THREE SEAT FULL SIZE SOFA - LEFT ARM SITTING	BER-SO3-LA	N/A	49	104	N/A	153	6	9	N/A	15
THREE SEAT FULL SIZE SOFA - RIGHT ARM SITTING	BER-SO3-RA	N/A	49	104	N/A	153	6	9	N/A	15
THREE SEAT FULL SIZE SOFA - ARMLESS	BER-SO3-AA	N/A	41	95	N/A	135	4	8	N/A	12
LOVESEAT - STANDARD	BER-LVS-ST	N/A	47	83	N/A	130	6	8	N/A	14
LOVESEAT - LEFT ARM SITTING	BER-LVS-LA	N/A	38	74	N/A	112	5	7	N/A	12
LOVESEAT - RIGHT ARM SITTING	BER-LVS-RA	N/A	38	74	N/A	112	5	7	N/A	12
LOVESEAT - ARMLESS	BER-LVS-AA	N/A	30	65	N/A	94	4	7	N/A	11
CHAIR - STANDARD	BER-CHR-ST	N/A	33	35	N/A	68	4	4	N/A	8
OTTOMAN - STANDARD	BER-OTO-ST	N/A	18	22	N/A	40	2	2	N/A	4
SMALL CHAISE - LEFT ARM SITTING	BER-SCH-LA	N/A	35	76	N/A	111	4	6	N/A	10
SMALL CHAISE - RIGHT ARM SITTING	BER-SCH-RA	N/A	35	76	N/A	111	4	6	N/A	10
SQUARE CORNER RETURN SOFA - LEFT ARM SITTING	BER-SQS-LA	N/A	61	114	N/A	174	8	10	N/A	18
SQUARE CORNER RETURN SOFA - RIGHT ARM SITTING	BER-SQS-RA	N/A	61	114	N/A	174	8	10	N/A	18
SMALL BUMPER CHAISE - LEFT ARM SITTING	BER-SBC-LA	N/A	45	97	N/A	142	6	8	N/A	14
SMALL BUMPER CHAISE - RIGHT ARM SITTING	BER-SBC-RA	N/A	45	97	N/A	142	6	8	N/A	14
SMALL THREE SEAT SOFA - STANDARD	BER-SM3-ST	N/A	52	98	N/A	150	6	9	N/A	15

AMERICAN LEATHER BYOC REFERENCE GUIDE

BROOKE



STANDARD FEATURES

- Quick ship - 30 day delivery
- Advanced unidirectional suspension system
- Premium high density, high resiliency foam seat cushions
- Loose back & seat cushions
- Single needle top stitching
- Welt cord trim
- Includes down throw pillow measures 18" x 18"
- Lifetime warranty on frame & suspension

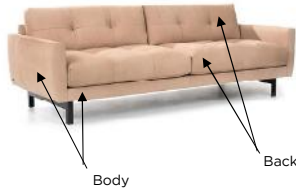
OPTIONS

- Wood legs available in Acorn, Espresso or Walnut finish
- Premium high density, high resiliency foam seats encased in down (\$135 upcharge per seat, \$180 upcharge for chaise)
- Extra firm premium high density, high resiliency foam seat cushions (\$75 upcharge per seat, \$120 upcharge for chaise)
- Contrasting back & seat available (two tone):
If selecting two tone option, price at body cover
- Specify down toss pillow in any leather or fabric
- Additional throw pillows available: PLW-SQB-18
- Early Bird delivery available: 20 day delivery

DESCRIPTION	FRAME CODE	# OF PILLOWS	C.O.L.				C.O.M.			
			BODY	BACK & SEAT CUSHION	PILLOWS	TOTAL SQ. FT	BODY	BACK & SEAT CUSHION	PILLOWS	TOTAL YDG
96" EXTENDED THREE SEAT SOFA	BRK-SO3-ST	2	85	86	14	185	8	10	3	21
EXTENDED THREE SEAT SOFA - L/A SITTING	BRK-SO3-LA	1	75	92	7	174	7	11	3	21
EXTENDED THREE SEAT SOFA - R/A SITTING	BRK-SO3-RA	1	75	92	7	174	7	11	3	21
90" FULL SIZE THREE SEAT SOFA	BRK-SO3-90	2	82	80	14	176	8	10	3	21
FULL SIZE THREE SEAT SOFA - L/A SITTING	BRK-S90-LA	1	71	85	7	163	7	10	3	20
FULL SIZE THREE SEAT SOFA - R/A SITTING	BRK-S90-RA	1	71	85	7	163	7	10	3	20
85" MID SIZE THREE SEAT SOFA	BRK-SO3-85	2	80	76	14	170	7	9	3	19
MID SIZE THREE SEAT SOFA - L/A SITTING	BRK-S85-LA	1	69	80	7	156	6	10	3	19
MID SIZE THREE SEAT SOFA - R/A SITTING	BRK-S85-RA	1	69	80	7	156	6	10	3	19
LOVESEAT	BRK-LVS-ST	2	77	55	14	146	7	2	3	12
LOVESEAT - L/A SITTING	BRK-LVS-LA	1	59	64	7	130	5	8	3	16
LOVESEAT - R/A SITTING	BRK-LVS-RA	1	59	64	7	130	5	8	3	16
CHAIR	BRK-CHR-ST	N/A	56	29	N/A	85	5	5	N/A	10
OTTOMAN	BRK-OTO-ST	N/A	13	20	N/A	33	1	2	N/A	3
SMALL CHAISE - L/A SITTING	BRK-SCH-LA	1	52	55	7	114	5	8	3	16
SMALL CHAISE - R/A SITTING	BRK-SCH-RA	1	52	55	7	114	5	8	3	16
SQUARE CORNER RETURN SOFA - L/A SITTING	BRK-SQS-LA	1	84	94	7	185	8	12	3	23
SQUARE CORNER RETURN SOFA - R/A SITTING	BRK-SQS-RA	1	84	94	7	185	8	12	3	23
ADDITIONAL PILLOW	PLW-SQB-18	N/A	7	N/A	N/A	7	3	N/A	N/A	3

AMERICAN LEATHER BYOC REFERENCE GUIDE

CARMET



STANDARD FEATURES

Advanced unidirectional suspension system
 Premium high-density, high-resiliency foam seat cushions
 Loose back and seat cushions
 Single-needle top-stitch
 Lifetime warranty on frame and suspension
 Quick-ship delivery


OPTIONS

Back and seat cushion decorative detail options: Plain or Tufted
 Premium high-density, high-resiliency foam seat cushions encased in down

DESCRIPTION	FRAME CODE	# OF PILLOWS	C.O.L.				C.O.M.			
			BODY	BACK & SEAT CUSHION	PILLOWS	TOTAL SQ. FT	BODY	BACK & SEAT CUSHION	PILLOWS	TOTAL YDG
THREE SEAT FULL SIZE SOFA - STANDARD	CRM-SO3-ST	N/A	207	N/A	N/A	207	17	N/A	N/A	17
THREE SEAT FULL SIZE SOFA - L/A SITTING	CRM-SO3-LA	N/A	190	N/A	N/A	190	16	N/A	N/A	16
THREE SEAT FULL SIZE SOFA - R/A SITTING	CRM-SO3-RA	N/A	190	N/A	N/A	190	16	N/A	N/A	16
THREE SEAT FULL SIZE SOFA - ARMLESS	CRM-SO3-AA	N/A	175	N/A	N/A	175	13	N/A	N/A	13
TWO SEAT FULL SIZE SOFA - STANDARD	CRM-SO2-ST	N/A	184	N/A	N/A	184	16	N/A	N/A	16
TWO SEAT FULL SIZE SOFA - L/A SITTING	CRM-SO2-LA	N/A	167	N/A	N/A	167	15	N/A	N/A	15
TWO SEAT FULL SIZE SOFA - R/A SITTING	CRM-SO2-RA	N/A	167	N/A	N/A	167	15	N/A	N/A	15
TWO SEAT FULL SIZE SOFA - ARMLESS	CRM-SO2-AA	N/A	157	N/A	N/A	157	14	N/A	N/A	14
TWO SEAT MID SIZE SOFA - STANDARD	CRM-SM2-ST	N/A	165	N/A	N/A	165	15	N/A	N/A	15
TWO SEAT MID SIZE SOFA - L/A SITTING	CRM-SM2-LA	N/A	149	N/A	N/A	149	14	N/A	N/A	14
TWO SEAT MID SIZE SOFA - R/A SITTING	CRM-SM2-RA	N/A	149	N/A	N/A	149	14	N/A	N/A	14
TWO SEAT MID SIZE SOFA - ARMLESS	CRM-SM2-AA	N/A	140	N/A	N/A	140	12	N/A	N/A	12
TWO SEAT MID SIZE SOFA - STANDARD	CRM-LVS-ST	N/A	156	N/A	N/A	156	14	N/A	N/A	14
TWO SEAT MID SIZE SOFA - L/A SITTING	CRM-LVS-LA	N/A	140	N/A	N/A	140	13	N/A	N/A	13
TWO SEAT MID SIZE SOFA - R/A SITTING	CRM-LVS-RA	N/A	140	N/A	N/A	140	13	N/A	N/A	13
TWO SEAT MID SIZE SOFA - ARMLESS	CRM-LVS-AA	N/A	127	N/A	N/A	127	11	N/A	N/A	11
CHAIR - STANDARD	CRM-CHR-ST	N/A	93	N/A	N/A	93	8	N/A	N/A	8
CHAIR - SWIVEL	CRM-CHS-ST	N/A	93	N/A	N/A	93	8	N/A	N/A	8
CHAIR - L/A SITTING	CRM-CHR-LA	N/A	79	N/A	N/A	79	7	N/A	N/A	7
CHAIR - R/A SITTING	CRM-CHR-RA	N/A	79	N/A	N/A	79	7	N/A	N/A	7
CHAIR - ARMLESS	CRM-CHR-AA	N/A	62	N/A	N/A	62	5	N/A	N/A	5
OTTOMAN - STANDARD	CRM-OTO-ST	N/A	63	N/A	N/A	63	5	N/A	N/A	5
90 DEGREE SQUARE CORNER UNIT	CRM-CNR-SQ	N/A	79	N/A	N/A	79	7	N/A	N/A	7
SMALL CHAISE - L/A SITTING	CRM-SCH-LA	N/A	124	N/A	N/A	124	11	N/A	N/A	11
SMALL CHAISE - R/A SITTING	CRM-SCH-RA	N/A	124	N/A	N/A	124	12	N/A	N/A	12
LARGE CHAISE - L/A SITTING	CRM-LCH-LA	N/A	136	N/A	N/A	136	12	N/A	N/A	12
LARGE CHAISE - R/A SITTING	CRM-LCH-RA	N/A	136	N/A	N/A	136	12	N/A	N/A	12
SMALL BUMPER CHAISE - LEFT ARM SITTING	CRM-SBC-LA	N/A	171	N/A	N/A	171	15	N/A	N/A	15
SMALL BUMPER CHAISE - RIGHT ARM SITTING	CRM-SBC-RA	N/A	171	N/A	N/A	171	15	N/A	N/A	15

AMERICAN LEATHER BYOC REFERENCE GUIDE

CARSON



STANDARD FEATURES

Quick ship - 30 day delivery
 Advanced unidirectional suspension system
 Premium high density, high resiliency foam seat cushions
 Loose back & seat cushions
 Double needle top stitching
 Lifetime warranty on frame & suspension

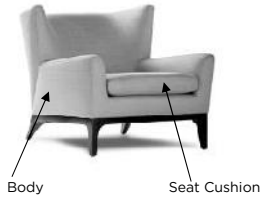
OPTIONS

Wood legs available in Acorn, Espresso or Walnut finish
 Premium high density, high resiliency foam seats encased in down (\$135 upcharge per seat, \$180 upcharge for chaise)
 Extra firm premium high density, high resiliency foam seats encased in down (\$210 upcharge per seat, \$300 upcharge for chaise)
 Extra firm premium high density, high resiliency foam seat cushions (\$75 upcharge per seat, \$120 upcharge for chaise)
 Contrasting back & seat available (two tone):
 If selecting two tone option, price at body cover
 Ottoman casters available
 Early Bird delivery available: 20 day delivery

DESCRIPTION	FRAME CODE	# OF PILLOWS	C.O.L.				C.O.M.			
			BODY	BACK & SEAT CUSHION	PILLOWS	TOTAL SQ. FT	BODY	BACK & SEAT CUSHION	PILLOWS	TOTAL YDG
THREE SEAT FULL SIZE SOFA - STANDARD	CSN-SO3-ST	N/A	88	81	N/A	169	8	9	N/A	17
THREE SEAT FULL SIZE SOFA - L/A SITTING	CSN-SO3-LA	N/A	73	81	N/A	154	7	9	N/A	16
THREE SEAT FULL SIZE SOFA - R/A SITTING	CSN-SO3-RA	N/A	73	81	N/A	154	7	9	N/A	16
THREE SEAT FULL SIZE SOFA - ARMLESS	CSN-SO3-AA	N/A	59	81	N/A	140	6	8	N/A	14
LOVESEAT - STANDARD	CSN-LVS-ST	N/A	73	55	N/A	129	6	7	N/A	13
LOVESEAT - L/A SITTING	CSN-LVS-LA	N/A	59	55	N/A	114	5	7	N/A	12
LOVESEAT - R/A SITTING	CSN-LVS-RA	N/A	59	55	N/A	114	5	7	N/A	12
LOVESEAT - ARMLESS	CSN-LVS-AA	N/A	44	56	N/A	99	4	6	N/A	10
CHAIR - STANDARD	CSN-CHR-ST	N/A	59	30	N/A	89	5	4	N/A	9
CHAIR - L/A SITTING	CSN-CHR-LA	N/A	44	30	N/A	74	4	4	N/A	8
CHAIR - R/A SITTING	CSN-CHR-RA	N/A	44	30	N/A	74	4	4	N/A	8
CHAIR - ARMLESS	CSN-CHR-AA	N/A	29	30	N/A	59	3	4	N/A	7
CHAIR - SWIVEL	CSN-CHS-ST	N/A	59	30	N/A	89	5	4	N/A	9
OTTOMAN - STANDARD	CSN-OTO-ST	N/A	19	14	N/A	33	2	2	N/A	4
STORAGE OTTOMAN - STANDARD	CSN-STO-ST	N/A	15	19	N/A	33	2	2	N/A	4
STORAGE OTTOMAN - DOUBLE WIDE	CSN-STO-DW	N/A	19	28	N/A	47	2	2	N/A	4
RECLINER - STANDARD PUSH ARM	CSN-REC-ST	N/A	72	31	N/A	103	5	3	N/A	8
RECLINER - STANDARD PUSH ARM SWIVEL	CSN-REC-SW	N/A	72	31	N/A	103	5	3	N/A	8
90 DEGREE ROUND CORNER UNIT	CSN-CNR-ST	N/A	48	50	N/A	98	6	7	N/A	13
90 DEGREE SQUARE CORNER UNIT	CSN-CNR-SQ	N/A	48	49	N/A	97	7	6	N/A	13
45 DEGREE WEDGE UNIT - L/A SITTING	CSN-WDG-LA	N/A	73	68	N/A	141	7	9	N/A	16
45 DEGREE WEDGE UNIT - R/A SITTING	CSN-WDG-RA	N/A	73	68	N/A	141	7	9	N/A	16
45 DEGREE WEDGE UNIT - ARMLESS	CSN-WDG-AA	N/A	57	66	N/A	123	6	9	N/A	15
SMALL CHAISE - L/A SITTING	CSN-SCH-LA	N/A	55	47	N/A	102	5	5	N/A	10
SMALL CHAISE - R/A SITTING	CSN-SCH-RA	N/A	55	47	N/A	102	5	5	N/A	10
SQUARE CORNER RETURN SOFA - L/A SITTING	CSN-SQS-LA	N/A	92	102	N/A	194	10	12	N/A	22
SQUARE CORNER RETURN SOFA - R/A SITTING	CSN-SQS-RA	N/A	92	102	N/A	194	10	12	N/A	22

AMERICAN LEATHER BYOC REFERENCE GUIDE

CHASE



STANDARD FEATURES

Quick ship - 30 day delivery
 Advanced unidirectional suspension system
 Premium high density, high resiliency foam seat cushion
 Tight back & loose seat cushion
 Single needle top stitching
 Lifetime warranty on frame & suspension

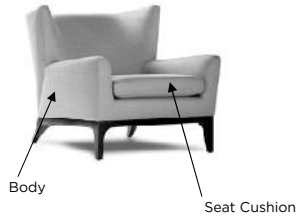
OPTIONS

Wood base available in Natural Walnut or Gray Ash
 Extra firm premium high density, high resiliency foam seat cushions (\$25 upcharge per seat, \$40 upcharge for chaise)
 Contrasting back & seat available (two tone):
 If selecting two tone option, price at body cover
 Early Bird delivery available: 20 day delivery

DESCRIPTION	FRAME CODE	# OF PILLOWS	C.O.L.				C.O.M.			
			BODY	BACK & SEAT CUSHION	PILLOWS	TOTAL SQ. FT	BODY	BACK & SEAT CUSHION	PILLOWS	TOTAL YDG
CHAIR - STANDARD	COE-CHR-ST	N/A	43	10	N/A	53	4	1	N/A	5

AMERICAN LEATHER BYOC REFERENCE GUIDE

COLE



STANDARD FEATURES

- Quick ship - 30 day delivery
- Advanced unidirectional suspension system
- Premium high density, high resiliency foam seat cushion
- Tight back & loose seat cushion
- Single needle top stitching
- Lifetime warranty on frame & suspension


OPTIONS

- Wood base available in Acorn, Espresso or Walnut finish
- Extra firm premium high density, high resiliency foam seat cushions (\$75 upcharge per seat, \$120 upcharge for chaise)
- Contrasting back & seat available (two tone):
If selecting two tone option, price at body cover
- Early Bird delivery available: 20 day delivery

DESCRIPTION	FRAME CODE	# OF PILLOWS	C.O.L.				C.O.M.			
			BODY	BACK & SEAT CUSHION	PILLOWS	TOTAL SQ. FT	BODY	BACK & SEAT CUSHION	PILLOWS	TOTAL YDG
CHAIR - STANDARD	COE-CHR-ST	N/A	43	10	N/A	53	4	1	N/A	5

AMERICAN LEATHER BYOC REFERENCE GUIDE

COOKS



STANDARD FEATURES

Advanced unidirectional suspension system
 Premium high-density, high-resiliency foam seat cushions
 Loose arm, back and seat cushions
 Single-needle top-stitch
 Lifetime warranty on frame and suspension
 Quick-ship delivery


OPTIONS

Back and seat cushion decorative detail options: Plain or Tufted
 Premium high-density, high-resiliency foam seat cushions encased in down

DESCRIPTION	FRAME CODE	# OF PILLOWS	C.O.L.				C.O.M.			
			BODY	BACK & SEAT CUSHION	PILLOWS	TOTAL SQ. FT	BODY	BACK & SEAT CUSHION	PILLOWS	TOTAL YDG
THREE SEAT FULL SIZE SOFA - STANDARD	CKS-SO3-ST	N/A	240	N/A	N/A	240	18	N/A	N/A	18
THREE SEAT FULL SIZE SOFA - L/A SITTING	CKS-SO3-LA	N/A	221	N/A	N/A	221	17	N/A	N/A	17
THREE SEAT FULL SIZE SOFA - R/A SITTING	CKS-SO3-RA	N/A	221	N/A	N/A	221	17	N/A	N/A	17
THREE SEAT FULL SIZE SOFA - ARMLESS	CKS-SO3-AA	N/A	203	N/A	N/A	203	14	N/A	N/A	14
TWO SEAT FULL SIZE SOFA - STANDARD	CKS-SO2-ST	N/A	213	N/A	N/A	213	17	N/A	N/A	17
TWO SEAT FULL SIZE SOFA - L/A SITTING	CKS-SO2-LA	N/A	193	N/A	N/A	193	16	N/A	N/A	16
TWO SEAT FULL SIZE SOFA - R/A SITTING	CKS-SO2-RA	N/A	193	N/A	N/A	193	16	N/A	N/A	16
TWO SEAT FULL SIZE SOFA - ARMLESS	CKS-SO2-AA	N/A	157	N/A	N/A	157	15	N/A	N/A	15
TWO SEAT MID SIZE SOFA - STANDARD	CKS-SM2-ST	N/A	191	N/A	N/A	191	16	N/A	N/A	16
TWO SEAT MID SIZE SOFA - L/A SITTING	CKS-SM2-LA	N/A	173	N/A	N/A	173	15	N/A	N/A	15
TWO SEAT MID SIZE SOFA - R/A SITTING	CKS-SM2-RA	N/A	173	N/A	N/A	173	15	N/A	N/A	15
TWO SEAT MID SIZE SOFA - ARMLESS	CKS-SM2-AA	N/A	140	N/A	N/A	140	13	N/A	N/A	13
TWO SEAT MID SIZE SOFA - STANDARD	CKS-LVS-ST	N/A	180	N/A	N/A	180	15	N/A	N/A	15
TWO SEAT MID SIZE SOFA - L/A SITTING	CKS-LVS-LA	N/A	162	N/A	N/A	162	14	N/A	N/A	14
TWO SEAT MID SIZE SOFA - R/A SITTING	CKS-LVS-RA	N/A	162	N/A	N/A	162	14	N/A	N/A	14
TWO SEAT MID SIZE SOFA - ARMLESS	CKS-LVS-AA	N/A	147	N/A	N/A	147	12	N/A	N/A	12
CHAIR - STANDARD	CKS-CHR-ST	N/A	108	N/A	N/A	108	9	N/A	N/A	9
CHAIR - SWIVEL	CKS-CHS-ST	N/A	108	N/A	N/A	108	9	N/A	N/A	9
CHAIR - L/A SITTING	CKS-CHR-LA	N/A	92	N/A	N/A	92	8	N/A	N/A	8
CHAIR - R/A SITTING	CKS-CHR-RA	N/A	92	N/A	N/A	92	8	N/A	N/A	8
CHAIR - ARMLESS	CKS-CHR-AA	N/A	62	N/A	N/A	62	5	N/A	N/A	5
OTTOMAN - STANDARD	CKS-OTO-ST	N/A	63	N/A	N/A	63	5	N/A	N/A	5
90 DEGREE SQUARE CORNER UNIT	CKS-CNR-SQ	N/A	79	N/A	N/A	79	7	N/A	N/A	7
SMALL CHAISE - L/A SITTING	CKS-SCH-LA	N/A	144	N/A	N/A	144	12	N/A	N/A	12
SMALL CHAISE - R/A SITTING	CKS-SCH-RA	N/A	144	N/A	N/A	144	12	N/A	N/A	12
LARGE CHAISE - L/A SITTING	CKS-LCH-LA	N/A	157	N/A	N/A	157	13	N/A	N/A	13
LARGE CHAISE - R/A SITTING	CKS-LCH-RA	N/A	157	N/A	N/A	157	13	N/A	N/A	13
SMALL BUMPER CHAISE - LEFT ARM SITTING	CKS-SBC-LA	N/A	199	N/A	N/A	199	16	N/A	N/A	16
SMALL BUMPER CHAISE - RIGHT ARM SITTING	CKS-SBC-RA	N/A	199	N/A	N/A	199	16	N/A	N/A	16

AMERICAN LEATHER BYOC REFERENCE GUIDE

COPENHAGEN



Back & Seat Cushions

Body

STANDARD FEATURES

Advanced unidirectional suspension system
 Premium high-density, high-resiliency foam seat cushions
 Loose back and seat cushions
 Single-needle top-stitch
 Lifetime warranty on frame and suspension
 Quick-ship delivery

OPTIONS

Choice of decorative stitch detail - blanket, cross, double-needle, or zig-zag
 Aluminum legs available in Black, Bronze or Polished finish

DESCRIPTION	FRAME CODE	# OF PILLOWS	C.O.L.				C.O.M.			
			BODY	BACK & SEAT CUSHION	PILLOWS	TOTAL SQ. FT	BODY	BACK & SEAT CUSHION	PILLOWS	TOTAL YDG
THREE SEAT FULL SIZE SOFA - STANDARD	CGN-SO3-ST	N/A	210	N/A	N/A	210	17	N/A	N/A	17
THREE SEAT FULL SIZE SOFA - LEFT ARM SITTING	CGN-SO3-LA	N/A	192	N/A	N/A	192	16	N/A	N/A	16
THREE SEAT FULL SIZE SOFA - RIGHT ARM SITTING	CGN-SO3-RA	N/A	192	N/A	N/A	192	16	N/A	N/A	16
THREE SEAT FULL SIZE SOFA - ARMLESS	CGN-SO3-AA	N/A	173	N/A	N/A	173	14	N/A	N/A	14
TWO SEAT FULL SIZE SOFA - STANDARD	CGN-SO2-ST	N/A	182	N/A	N/A	182	15	N/A	N/A	15
TWO SEAT FULL SIZE SOFA - LEFT ARM SITTING	CGN-SO2-LA	N/A	171	N/A	N/A	171	14	N/A	N/A	14
TWO SEAT FULL SIZE SOFA - RIGHT ARM SITTING	CGN-SO2-RA	N/A	171	N/A	N/A	171	14	N/A	N/A	14
TWO SEAT FULL SIZE SOFA - ARMLESS	CGN-SO2-AA	N/A	152	N/A	N/A	152	13	N/A	N/A	13
LOVESEAT - STANDARD	CGN-LVS-ST	N/A	158	N/A	N/A	158	14	N/A	N/A	14
LOVESEAT - LEFT ARM SITTING	CGN-LVS-LA	N/A	146	N/A	N/A	146	13	N/A	N/A	13
LOVESEAT - RIGHT ARM SITTING	CGN-LVS-RA	N/A	146	N/A	N/A	146	13	N/A	N/A	13
LOVESEAT - ARMLESS	CGN-LVS-AA	N/A	128	N/A	N/A	128	11	N/A	N/A	11
CHAIR AND A HALF - STANDARD	CGN-CH2-ST	N/A	117	N/A	N/A	117	10	N/A	N/A	10
OTTOMAN - STANDARD	CGN-OTO-ST	N/A	45	N/A	N/A	45	4	N/A	N/A	4
90 DEGREE SQUARE CORNER UNIT	CGN-CNR-SQ	N/A	111	N/A	N/A	111	9	N/A	N/A	9
SMALL CHAISE - LEFT ARM SITTING	CGN-SCH-LA	N/A	117	N/A	N/A	117	10	N/A	N/A	10
SMALL CHAISE - RIGHT ARM SITTING	CGN-SCH-RA	N/A	117	N/A	N/A	117	10	N/A	N/A	10
SMALL BUMPER CHAISE - LEFT ARM SITTING	CGN-SBC-LA	N/A	203	N/A	N/A	203	16	N/A	N/A	16
SMALL BUMPER CHAISE - RIGHT ARM SITTING	CGN-SBC-RA	N/A	203	N/A	N/A	203	16	N/A	N/A	16

AMERICAN LEATHER BYOC REFERENCE GUIDE

COPELAND BED



STANDARD FEATURES

Quick ship - 30 day delivery
 Premium high density, high resiliency foam
 Bed includes upholstered headboard, footboard & side rails
 Single needle top stitching
 Nailheads on headboard and standard footboard
 Nailheads not included on low footboard
 Lifetime warranty on frame
 Bed requires box spring, not included

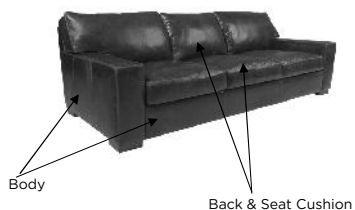
OPTIONS

Wood legs available in Acorn, Espresso or Walnut finish
 Brass, pewter and chrome nailheads available
 Available without nailheads
 Early Bird delivery available: 20 day delivery

DESCRIPTION	FRAME CODE	# OF PILLOWS	C.O.L.				C.O.M.			
			BODY	BACK & SEAT CUSHION	PILLOWS	TOTAL SQ. FT	BODY	BACK & SEAT CUSHION	PILLOWS	TOTAL YDG
BED - KING SIZE - STANDARD	COP-BED-KG	N/A	151	N/A	N/A	151	9	N/A	N/A	9
LOW FOOTBOARD BED - KING SIZE - STANDARD	COP-LFB-KG	N/A	128	N/A	N/A	128	8	N/A	N/A	8
HEADBOARD ONLY - KING SIZE - STANDARD	COP-HDB-KG	N/A	85	N/A	N/A	85	6	N/A	N/A	6
BED - CALIFORNIA KING SIZE - STANDARD	COP-BED-CK	N/A	147	N/A	N/A	147	9	N/A	N/A	9
LOW FOOTBOARD BED - CALIFORNIA KING SIZE - STANDARD	COP-LFB-CK	N/A	124	N/A	N/A	124	10	N/A	N/A	10
HEADBOARD ONLY - CALIFORNIA KING SIZE - STANDARD	COP-HDB-CK	N/A	81	N/A	N/A	81	6	N/A	N/A	6
BED - QUEEN SIZE - STANDARD	COP-BED-QN	N/A	128	N/A	N/A	128	7	N/A	N/A	7
LOW FOOTBOARD BED - QUEEN SIZE - STANDARD	COP-LFB-QN	N/A	109	N/A	N/A	109	7	N/A	N/A	7
HEADBOARD ONLY - QUEEN SIZE - STANDARD	COP-HDB-QN	N/A	70	N/A	N/A	70	4	N/A	N/A	4
BED - FULL SIZE - STANDARD	COP-BED-FL	N/A	118	N/A	N/A	118	7	N/A	N/A	7
LOW FOOTBOARD BED - FULL SIZE - STANDARD	COP-LFB-FL	N/A	101	N/A	N/A	101	5	N/A	N/A	5
HEADBOARD ONLY - FULL SIZE - STANDARD	COP-HDB-FL	N/A	64	N/A	N/A	64	4	N/A	N/A	4
BED - TWIN SIZE - STANDARD	COP-BED-TW	N/A	97	N/A	N/A	97	6	N/A	N/A	6
LOW FOOTBOARD BED - TWIN SIZE - STANDARD	COP-LFB-TW	N/A	83	N/A	N/A	83	9	N/A	N/A	9
HEADBOARD ONLY - TWIN SIZE - STANDARD	COP-HDB-TW	N/A	49	N/A	N/A	49	3	N/A	N/A	3

AMERICAN LEATHER BYOC REFERENCE GUIDE

DANFORD



STANDARD FEATURES

- Quick ship - 30 day delivery
- Advanced unidirectional suspension system
- Premium high density, high resiliency foam seats encased in down
- Loose back & seat cushions
- Double needle top stitching
- Lifetime warranty on frame & suspension

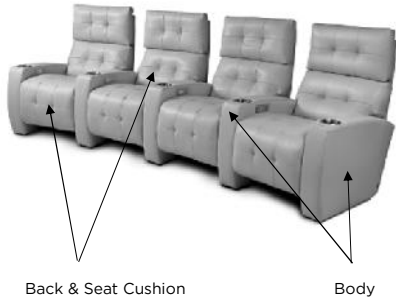
OPTIONS

- Wood legs available in Acorn, Espresso or Walnut finish
- Premium high density, high resiliency foam seat cushions
- Extra firm premium high density, high resiliency foam seat cushions (\$75 upcharge per seat, \$120 upcharge for chaise)
- Contrasting back & seat available (two tone):
If selecting two tone option, price at body cover
- Early Bird delivery available: 20 day delivery

DESCRIPTION	FRAME CODE	# OF PILLOWS	C.O.L.				C.O.M.			
			BODY	BACK & SEAT CUSHION	PILLOWS	TOTAL SQ. FT	BODY	BACK & SEAT CUSHION	PILLOWS	TOTAL YDG
THREE SEAT FULL SIZE SOFA - STANDARD	DAN-SO3-ST	N/A	103	98	N/A	201	9	13	N/A	22
THREE SEAT FULL SIZE SOFA - L/A SITTING	DAN-SO3-LA	N/A	84	97	N/A	181	8	12	N/A	20
THREE SEAT FULL SIZE SOFA - R/A SITTING	DAN-SO3-RA	N/A	84	97	N/A	181	8	12	N/A	20
THREE SEAT FULL SIZE SOFA - ARMLESS	DAN-SO3-AA	N/A	65	96	N/A	161	7	12	N/A	19
LOVESEAT - STANDARD	DAN-LVS-ST	N/A	86	67	N/A	153	8	9	N/A	17
LOVESEAT - L/A SITTING	DAN-LVS-LA	N/A	67	67	N/A	134	7	8	N/A	15
LOVESEAT - R/A SITTING	DAN-LVS-RA	N/A	67	67	N/A	134	7	8	N/A	15
LOVESEAT - ARMLESS	DAN-LVS-AA	N/A	48	66	N/A	114	5	8	N/A	13
CHAIR - STANDARD	DAN-CHR-ST	N/A	71	37	N/A	108	6	5	N/A	11
CHAIR - L/A SITTING	DAN-CHR-LA	N/A	50	36	N/A	86	5	4	N/A	9
CHAIR - R/A SITTING	DAN-CHR-RA	N/A	50	36	N/A	86	5	4	N/A	9
CHAIR - ARMLESS	DAN-CHR-AA	N/A	32	35	N/A	67	4	4	N/A	8
CHAIR - SWIVEL	DAN-CHS-ST	N/A	71	37	N/A	108	6	5	N/A	11
OTTOMAN - STANDARD	DAN-OTO-ST	N/A	14	18	N/A	32	2	2	N/A	4
STORAGE OTTOMAN - STANDARD	DAN-STO-ST	N/A	14	19	N/A	33	2	2	N/A	4
90 DEGREE ROUND CORNER UNIT	DAN-CNR-ST	N/A	53	58	N/A	111	7	7	N/A	14
90 DEGREE SQUARE CORNER UNIT	DAN-CNR-SQ	N/A	54	56	N/A	110	7	8	N/A	15
45 DEGREE WEDGE UNIT - L/A SITTING	DAN-WDG-LA	N/A	79	83	N/A	162	8	10	N/A	18
45 DEGREE WEDGE UNIT - R/A SITTING	DAN-WDG-RA	N/A	79	83	N/A	162	8	10	N/A	18
45 DEGREE WEDGE UNIT - ARMLESS	DAN-WDG-AA	N/A	58	82	N/A	140	7	10	N/A	17
SMALL CHAISE - L/A SITTING	DAN-SCH-LA	N/A	61	56	N/A	117	6	6	N/A	12
SMALL CHAISE - R/A SITTING	DAN-SCH-RA	N/A	61	56	N/A	117	6	6	N/A	12
SQUARE CORNER RETURN SOFA - L/A SITTING	DAN-SQS-LA	N/A	106	120	N/A	226	11	14	N/A	25
SQUARE CORNER RETURN SOFA - R/A SITTING	DAN-SQS-RA	N/A	106	120	N/A	226	11	14	N/A	25

AMERICAN LEATHER BYOC REFERENCE GUIDE

DEAN



STANDARD FEATURES

- Quick ship - 30 day delivery
- Premium high density, high resiliency foam seat cushion
- Buttonless Tufting
- Tight Back & seat cushion
- Single needle top stitching
- Articulating, adjustable height headrest
- LED backlit control panel with USB charging port
- Stainless steel cup holder with adjustable LED lighting
- Stainless steel footrest extension hides all mechanical linkages
- Lifetime Warranty on Frame and Suspension
- Ten year warranty on mechanism
- Five year warranty on motor

OPTIONS


- Extra firm seating option (Seat cushion, back cushion, and headrest) (\$225 upcharge per seat)
- Two-tone contrast available:
 - First tone includes outer shell & arms
 - Second tone includes headrest, back cushion, and seat cushion
- Stainless steel cup holder without LED lighting
- Available without cup holder
- Headrest cover available
- Battery with one year warranty (\$300 upcharge per seat)
- Early Bird delivery available: 20 day delivery

**This style not recommended with patterned fabrics requiring flow matching.

DESCRIPTION	FRAME CODE	ORDER FORM NUMBER	C.O.L.				C.O.M.			
			BODY	BACK & SEAT CUSHION	PILLOWS	TOTAL SQ. FT	BODY	BACK & SEAT CUSHION	PILLOWS	TOTAL YDG
TWO ARM MOTORIZED RECLINER	DEE-REC-ST	1	59	51	N/A	110	4	5	N/A	9
LEFT ARM MOTORIZED RECLINER	DEE-REC-LA	2	41	51	N/A	92	3	5	N/A	8
RIGHT ARM MOTORIZED RECLINER	DEE-REC-RA	3	41	51	N/A	92	3	5	N/A	8
ARMLESS MOTORIZED RECLINER	DEE-REC-AA	4	21	51	N/A	72	2	5	N/A	7
TWO ARM LOVESEAT W/ TWO MOTORIZED RECLINERS	DEE-LVS-ST	5	78	105	N/A	183	6	9	N/A	15
LEFT ARM LOVESEAT W/ TWO MOTORIZED RECLINERS	DEE-LVS-LA	6	59	105	N/A	164	5	9	N/A	14
RIGHT ARM LOVESEAT W/ TWO MOTORIZED RECLINERS	DEE-LVS-RA	7	59	105	N/A	164	5	9	N/A	14
ARMLESS LOVESEAT W/ TWO MOTORIZED RECLINERS	DEE-LVS-AA	8	40	105	N/A	145	4	9	N/A	13
6" RIGHT ARM STRAIGHT INSERT	DEE-INS-06	9	19	N/A	N/A	19	2	N/A	N/A	2
6" LEFT ARM STRAIGHT INSERT	DEE-INS-06	10	19	N/A	N/A	19	2	N/A	N/A	2
6" TWO ARM STRAIGHT INSERT	DEE-INS-06	11	19	N/A	N/A	19	2	N/A	N/A	2
6" STRAIGHT ARM INSERT	DEE-INS-06	12	19	N/A	N/A	19	2	N/A	N/A	2
9" RIGHT ARM WEDGE INSERT	DEE-INS-09	13	21	N/A	N/A	21	3	N/A	N/A	3
9" LEFT ARM WEDGE INSERT	DEE-INS-09	14	21	N/A	N/A	21	3	N/A	N/A	3
9" TWO ARM WEDGE INSERT	DEE-INS-09	15	21	N/A	N/A	21	3	N/A	N/A	3
9" WEDGE ARM INSERT	DEE-INS-09	16	21	N/A	N/A	21	3	N/A	N/A	3
RECLINER HEADREST COVER - VERSION 7	HRC-RV7-ST	N/A	4	N/A	N/A	4	1	N/A	N/A	1

AMERICAN LEATHER BYOC REFERENCE GUIDE

DORAN



STANDARD FEATURES

Advanced unidirectional suspension system
 Premium high-density, high-resiliency foam seat cushions
 Loose back and seat cushions
 Single-needle top-stitch
 Lifetime warranty on frame and suspension
 Quick-ship delivery

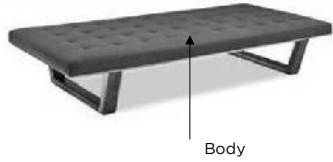
OPTIONS

Back and seat cushion decorative detail options: Plain or Tufted
 Premium high-density, high-resiliency foam seat cushions encased in down

DESCRIPTION	FRAME CODE	# OF PILLOWS	C.O.L.				C.O.M.			
			BODY	BACK & SEAT CUSHION	PILLOWS	TOTAL SQ. FT	BODY	BACK & SEAT CUSHION	PILLOWS	TOTAL YDG
THREE SEAT FULL SIZE SOFA - STANDARD	DRN-SO3-ST	N/A	211	N/A	N/A	211	17	N/A	N/A	17
THREE SEAT FULL SIZE SOFA - L/A SITTING	DRN-SO3-LA	N/A	194	N/A	N/A	194	16	N/A	N/A	16
THREE SEAT FULL SIZE SOFA - R/A SITTING	DRN-SO3-RA	N/A	194	N/A	N/A	194	16	N/A	N/A	16
THREE SEAT FULL SIZE SOFA - ARMLESS	DRN-SO3-AA	N/A	178	N/A	N/A	178	13	N/A	N/A	13
TWO SEAT FULL SIZE SOFA - STANDARD	DRN-SO2-ST	N/A	188	N/A	N/A	188	16	N/A	N/A	16
TWO SEAT FULL SIZE SOFA - L/A SITTING	DRN-SO2-LA	N/A	170	N/A	N/A	170	15	N/A	N/A	15
TWO SEAT FULL SIZE SOFA - R/A SITTING	DRN-SO2-RA	N/A	170	N/A	N/A	170	15	N/A	N/A	15
TWO SEAT FULL SIZE SOFA - ARMLESS	DRN-SO2-AA	N/A	160	N/A	N/A	160	14	N/A	N/A	14
TWO SEAT MID SIZE SOFA - STANDARD	DRN-SM2-ST	N/A	168	N/A	N/A	168	15	N/A	N/A	15
TWO SEAT MID SIZE SOFA - L/A SITTING	DRN-SM2-LA	N/A	152	N/A	N/A	152	14	N/A	N/A	14
TWO SEAT MID SIZE SOFA - R/A SITTING	DRN-SM2-RA	N/A	152	N/A	N/A	152	14	N/A	N/A	14
TWO SEAT MID SIZE SOFA - ARMLESS	DRN-SM2-AA	N/A	142	N/A	N/A	142	12	N/A	N/A	12
TWO SEAT MID SIZE SOFA - STANDARD	DRN-LVS-ST	N/A	159	N/A	N/A	159	14	N/A	N/A	14
TWO SEAT MID SIZE SOFA - L/A SITTING	DRN-LVS-LA	N/A	142	N/A	N/A	142	13	N/A	N/A	13
TWO SEAT MID SIZE SOFA - R/A SITTING	DRN-LVS-RA	N/A	142	N/A	N/A	142	13	N/A	N/A	13
TWO SEAT MID SIZE SOFA - ARMLESS	DRN-LVS-AA	N/A	130	N/A	N/A	130	11	N/A	N/A	11
CHAIR - STANDARD	DRN-CHR-ST	N/A	95	N/A	N/A	95	8	N/A	N/A	8
CHAIR - SWIVEL	DRN-CHS-ST	N/A	95	N/A	N/A	95	8	N/A	N/A	8
CHAIR - L/A SITTING	DRN-CHR-LA	N/A	81	N/A	N/A	81	7	N/A	N/A	7
CHAIR - R/A SITTING	DRN-CHR-RA	N/A	81	N/A	N/A	81	7	N/A	N/A	7
CHAIR - ARMLESS	DRN-CHR-AA	N/A	63	N/A	N/A	63	5	N/A	N/A	5
OTTOMAN - STANDARD	DRN-OTO-ST	N/A	63	N/A	N/A	63	5	N/A	N/A	5
90 DEGREE SQUARE CORNER UNIT	DRN-CNR-SQ	N/A	81	N/A	N/A	81	7	N/A	N/A	7
SMALL CHAISE - L/A SITTING	DRN-SCH-LA	N/A	126	N/A	N/A	126	11	N/A	N/A	11
SMALL CHAISE - R/A SITTING	DRN-SCH-RA	N/A	126	N/A	N/A	126	12	N/A	N/A	12
LARGE CHAISE - L/A SITTING	DRN-LCH-LA	N/A	138	N/A	N/A	138	12	N/A	N/A	12
LARGE CHAISE - R/A SITTING	DRN-LCH-RA	N/A	138	N/A	N/A	138	12	N/A	N/A	12
SMALL BUMPER CHAISE - LEFT ARM SITTING	DRN-SBC-LA	N/A	175	N/A	N/A	175	15	N/A	N/A	15
SMALL BUMPER CHAISE - RIGHT ARM SITTING	DRN-SBC-RA	N/A	175	N/A	N/A	175	15	N/A	N/A	15

AMERICAN LEATHER BYOC REFERENCE GUIDE

EDISON



STANDARD FEATURES

Quick ship - 30 day delivery
 Premium high density, high resiliency foam cushion
 Buttonless tufting
 Single needle top stitching
 Brushed stainless steel trim
 Lifetime warranty on frame

OPTIONS

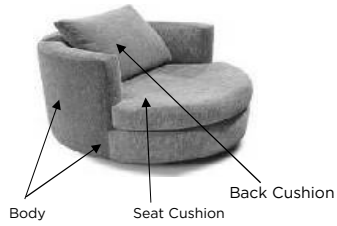
Wood legs available in Natural Walnut or Gray Ash
 Early Bird delivery available: 20 day delivery

**This style not recommended with patterned fabrics requiring flow matching.

DESCRIPTION	FRAME CODE	# OF PILLOWS	C.O.L.				C.O.M.			
			BODY	BACK & SEAT CUSHION	PILLOWS	TOTAL SQ. FT	BODY	BACK & SEAT CUSHION	PILLOWS	TOTAL YDG
BENCH - OTTOMAN	EDS-BNH-ST	N/A	63	N/A	N/A	63	4	N/A	N/A	4

AMERICAN LEATHER BYOC REFERENCE GUIDE

EMMA



STANDARD FEATURES
 Quick ship - 30 day delivery
 Advanced unidirectional suspension system
 Premium high density, high resiliency foam seat cushions
 Loose seat & back cushion
 Single needle top stitching
 Swivel base
 Lifetime warranty on frame & suspension


OPTIONS
 Premium high density, high resiliency foam seats encased in down (\$135 upcharge per seat, \$180 upcharge for chaise)
 Extra firm premium high density, high resiliency foam seat cushions (\$75 upcharge per seat, \$120 upcharge for chaise)
 Contrasting back & seat available (two tone):
 If selecting two tone option, price at body cover
 Early Bird delivery available: 20 day delivery

DESCRIPTION	FRAME CODE	# OF PILLOWS	C.O.L.				C.O.M.			
			BODY	SEAT CUSHION	BACK CUSHION	TOTAL SQ. FT	BODY	BACK & SEAT CUSHION	BACK CUSHION	TOTAL YDG
CHAIR - SWIVEL	EMA-CHS-ST	N/A	46	16	6	68	5	3	1	9

AMERICAN LEATHER BYOC REFERENCE GUIDE

ELLIS

DESCRIPTION	FRAME CODE	# OF PILLOWS	C.O.L.				C.O.M.			
			BODY	BACK & SEAT CUSHION	PILLOWS	TOTAL SQ. FT	BODY	BACK & SEAT CUSHION	PILLOWS	TOTAL YDG
THREE SEAT FULL SIZE SOFA - STANDARD	EIS-SO2-ST	N/A	198	N/A	N/A	198	18	N/A	N/A	18
THREE SEAT FULL SIZE SOFA - LEFT ARM SITTING	EIS-SO2-LA	N/A	178	N/A	N/A	178	17	N/A	N/A	17
THREE SEAT FULL SIZE SOFA - RIGHT ARM SITTING	EIS-SO2-RA	N/A	178	N/A	N/A	178	17	N/A	N/A	17
THREE SEAT FULL SIZE SOFA - ARMLESS	EIS-SO2-AA	N/A	151	N/A	N/A	151	15	N/A	N/A	15
LOVESEAT - STANDARD	EIS-LVS-ST	N/A	181	N/A	N/A	181	17	N/A	N/A	17
LOVESEAT - LEFT ARM SITTING	EIS-LVS-LA	N/A	157	N/A	N/A	157	16	N/A	N/A	16
LOVESEAT - RIGHT ARM SITTING	EIS-LVS-RA	N/A	157	N/A	N/A	157	16	N/A	N/A	16
LOVESEAT - ARMLESS	EIS-LVS-AA	N/A	135	N/A	N/A	135	14	N/A	N/A	14
CHAIR - STANDARD	EIS-CHR-ST	N/A	108	N/A	N/A	108	12	N/A	N/A	12
OTTOMAN - STANDARD	EIS-OTO-ST	N/A	60	N/A	N/A	60	6	N/A	N/A	6
90 DEGREE SQUARE CORNER UNIT	EIS-CNR-SQ	N/A	111	N/A	N/A	111	14	N/A	N/A	14
SMALL CHAISE - LEFT ARM SITTING	EIS-SCH-LA	N/A	137	N/A	N/A	137	14	N/A	N/A	14
SMALL CHAISE - RIGHT ARM SITTING	EIS-SCH-RA	N/A	137	N/A	N/A	137	14	N/A	N/A	14
SQUARE CORNER RETURN SOFA - LEFT ARM SITTING	EIS-SQS-LA	N/A	214	N/A	N/A	214	20	N/A	N/A	20
SQUARE CORNER RETURN SOFA - RIGHT ARM SITTING	EIS-SQS-RA	N/A	214	N/A	N/A	214	20	N/A	N/A	20



STANDARD FEATURES


Advanced unidirectional suspension system
 Premium high-density, high-resiliency foam seat cushions encased in down
 Loose back and seat cushions
 Welt cord trim
 Wood base in Dark Brown finish
 Lifetime warranty on frame and suspension
 Quick-ship delivery

OPTIONS

Premium high-density, high-resiliency foam seat cushions
 Extra-firm premium high-density, high-resiliency foam seat cushions
 Contrasting welt available

AMERICAN LEATHER BYOC REFERENCE GUIDE

ETHAN



STANDARD FEATURES

- Quick ship - 30 day delivery
- Advanced unidirectional suspension system
- Premium high density, high resiliency foam seat cushions
- Tight back cushion & loose seat cushion
- Double needle top stitching
- Welt cord trim on top of back, seat cushion & arms
- Lifetime warranty on frame & suspension

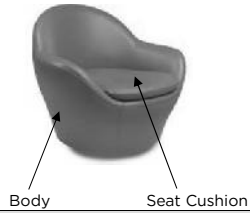
OPTIONS

- Wood legs available in Acorn, Espresso or Walnut finish
- Extra firm premium high density, high resiliency foam seat cushions (\$75 upcharge per seat, \$120 upcharge for chaise)
- Contrasting welt cord trim
- Contrasting back & seat available (two tone):
If selecting two tone option, price at body cover
- Early Bird delivery available: 20 day delivery

DESCRIPTION	FRAME CODE	# OF PILLOWS	C.O.L.				C.O.M.			
			BODY	BACK & SEAT CUSHION	PILLOWS	TOTAL SQ. FT	BODY	BACK & SEAT CUSHION	PILLOWS	TOTAL YDG
CHAIR - STANDARD	ETH-CHR-ST	N/A	46	9	N/A	55	4	N/A	2	6
CHAIR - SWIVEL	ETH-CHS-ST	N/A	47	9	N/A	56	4	N/A	2	6
OTTOMAN - STANDARD	ETH-OTO-ST	N/A	12	13	N/A	25	2	N/A	2	4

AMERICAN LEATHER BYOC REFERENCE GUIDE

FELIZ



STANDARD FEATURES

Quick ship - 30 day delivery
 Advanced unidirectional suspension system
 Premium high density, high resiliency foam seat cushions
 Tight back cushion & loose seat cushion
 Swivel base
 Lifetime warranty on frame & suspension


OPTIONS

Contrasting seat available (two tone):
 If selecting two tone option, price at body cover
 Early Bird delivery available: 20 day delivery

DESCRIPTION	FRAME CODE	# OF PILLOWS	C.O.L.				C.O.M.			
			BODY	BACK & SEAT CUSHION	PILLOWS	TOTAL SQ. FT	BODY	BACK & SEAT CUSHION	PILLOWS	TOTAL YDG
CHAIR - SWIVEL	FLZ-CHS-ST	N/A	40	9	N/A	49	4	1	N/A	5

AMERICAN LEATHER BYOC REFERENCE GUIDE

HARVEY



STANDARD FEATURES

Quick ship - 30 day delivery
 Premium high-density, high-resiliency
 foam seat encased in down
 Double-needle top stitching
 Tight back and seat cushion
 Lifetime warranty on frame & suspension
 Brushed stainless steel base

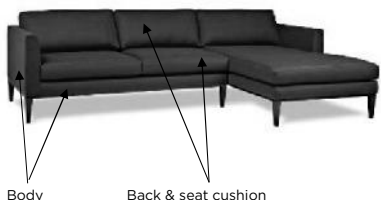
OPTIONS

Wood base available in Acorn, Espresso, & Walnut finish
 Premium high-density, high-resiliency foam seat
 Early Bird delivery available: 20 day delivery

DESCRIPTION	FRAME CODE	# OF PILLOWS	C.O.L.				C.O.M.			
			BODY	BACK & SEAT CUSHION	PILLOWS	TOTAL SQ. FT	BODY	BACK & SEAT CUSHION	PILLOWS	TOTAL YDG
CHAIR - STANDARD	HRV-CHR-ST	N/A	78	N/A	N/A	78	7	N/A	N/A	7
OTTOMAN - STANDARD	HRV-OTO-ST	N/A	21	N/A	N/A	21	3	N/A	N/A	3

AMERICAN LEATHER BYOC REFERENCE GUIDE

HENLEY



STANDARD FEATURES

- Quick ship - 30 day delivery
- Advanced unidirectional suspension system
- Premium high density, high resiliency foam seat cushions
- Loose back & seat cushions
- Single needle topstitching
- Stainless steel base
- Lifetime warranty on frame & suspension

OPTIONS

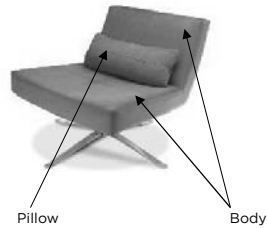
- Wood base available in Acorn, Espresso, & Walnut finish
- Premium high density, high resiliency foam seats encased in down (\$135 upcharge per seat, \$180 upcharge for chaise)
- Contrasting back & seat available (two tone):
If selecting two tone option, price at body cover
- Early Bird delivery available: 20 day delivery

DESCRIPTION	FRAME CODE	# OF PILLOWS	C.O.L.				C.O.M.			
			BODY	BACK & SEAT CUSHION	PILLOWS	TOTAL SQ. FT	BODY	BACK & SEAT CUSHION	PILLOWS	TOTAL YDG
TWO SEAT FULL SIZE SOFA - STANDARD	HEN-SO2-ST	N/A	66	74	N/A	140	6	8	N/A	14
TWO SEAT FULL SIZE SOFA - L/A SITTING	HEN-SO2-LA	N/A	55	78	N/A	133	5	8	N/A	13
TWO SEAT FULL SIZE SOFA - R/A SITTING	HEN-SO2-RA	N/A	55	78	N/A	133	5	8	N/A	13
LOVESEAT - STANDARD	HEN-LVS-ST	N/A	56	58	N/A	114	5	6	N/A	11
LOVESEAT - L/A SITTING	HEN-LVS-LA	N/A	46	62	N/A	108	4	6	N/A	10
LOVESEAT - R/A SITTING	HEN-LVS-RA	N/A	46	62	N/A	108	4	6	N/A	10
CHAIR - STANDARD	HEN-CHR-ST	N/A	44	29	N/A	73	4	3	N/A	7
OTTOMAN - STANDARD	HEN-OTO-ST	N/A	13	28	N/A	41	2	2	N/A	4
90 DEGREE SQUARE CORNER UNIT	HEN-CNR-SQ	N/A	32	46	N/A	78	5	6	N/A	11
SMALL CHAISE - L/A SITTING	HEN-SCH-LA	N/A	39	52	N/A	91	4	5	N/A	9
SMALL CHAISE - R/A SITTING	HEN-SCH-RA	N/A	39	52	N/A	91	4	5	N/A	9
SQUARE CORNER RETURN SOFA - L/A SITTING	HEN-SQS-LA	N/A	70	105	N/A	175	9	8	N/A	17
SQUARE CORNER RETURN SOFA - R/A SITTING	HEN-SQS-RA	N/A	70	105	N/A	175	9	8	N/A	17

AMERICAN LEATHER BYOC REFERENCE GUIDE

HUGO

rev.01.16.2017



STANDARD FEATURES

- Advanced unidirectional suspension system
- Premium high-density, high-resiliency foam seat
- Tight back and seat cushion
- Single-needle top stitching
- Down lumbar pillow measuring 10" x 25" x 4"
- Lifetime warranty on frame and suspension

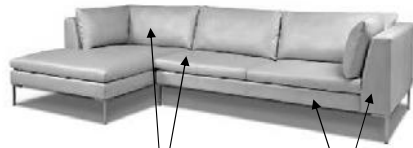
OPTIONS

- Metal memory swivel base available in Antique Brass, Burnished Bronze or Polished Nickel finish
- Extra firm premium high density, high resiliency foam seat cushion (\$75 upcharge per seat)
- Contrasting lumbar pillow available
- Early Bird delivery available: 20 day delivery

DESCRIPTION	FRAME CODE	# OF PILLOWS	C.O.L.				C.O.M.			
			BODY	BACK & SEAT CUSHION	PILLOWS	TOTAL SQ. FT	BODY	BACK & SEAT CUSHION	PILLOWS	TOTAL YDG
CHAIR - SWIVEL	HUG-CHR-ST	1	40	N/A	8	48	4	N/A	1	5

AMERICAN LEATHER BYOC REFERENCE GUIDE

INSPIRATION



Back & seat cushion

Body

STANDARD FEATURES

- Quick ship - 30 day delivery
- Advanced unidirectional suspension system
- Premium high density, high resiliency foam seat cushions
- Loose back & tight seat cushions
- Brushed stainless steel legs
- Lifetime warranty on frame & suspension

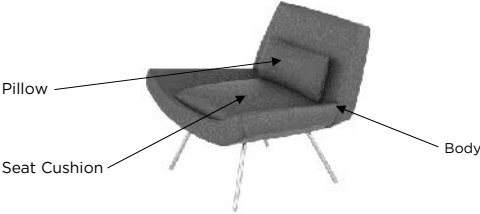
OPTIONS

- Contrasting back & seat available (two tone):
If selecting two tone option, price at body cover
- Early Bird delivery available: 20 day delivery

DESCRIPTION	FRAME CODE	# OF PILLOWS	C.O.L.				C.O.M.			
			BODY	BACK & SEAT CUSHION	PILLOWS	TOTAL SQ. FT	BODY	BACK & SEAT CUSHION	PILLOWS	TOTAL YDG
TWO SEAT FULL SIZE SOFA - STANDARD	INS-SO2-ST	N/A	85	107	N/A	192	8	10	N/A	18
TWO SEAT SMALL SIZE SOFA - STANDARD	INS-SM2-ST	N/A	80	100	N/A	180	8	9	N/A	17
TWO SEAT SMALL SIZE SOFA - L/A SITTING	INS-SM2-LA	N/A	64	87	N/A	151	6	8	N/A	14
TWO SEAT SMALL SIZE SOFA - R/A SITTING	INS-SM2-RA	N/A	64	87	N/A	151	6	8	N/A	14
CHAIR AND A HALF - STANDARD	INS-CH2-ST	N/A	80	36	N/A	116	6	4	N/A	10
OTTOMAN - STANDARD	INS-OTO-ST	N/A	12	18	N/A	30	2	2	N/A	4
OTTOMAN - LARGE	INS-OTO-LG	N/A	15	42	N/A	57	2	2	N/A	4
90 DEGREE SQUARE CORNER UNIT	INS-CNR-SQ	N/A	41	44	N/A	85	4	4	N/A	8
SMALL CHAISE - L/A SITTING	INS-SCH-LA	N/A	52	69	N/A	121	5	6	N/A	11
SMALL CHAISE - R/A SITTING	INS-SCH-RA	N/A	52	69	N/A	121	5	6	N/A	11

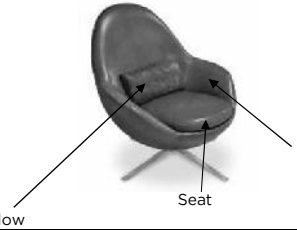
AMERICAN LEATHER BYOC REFERENCE GUIDE

JAKE

	STANDARD FEATURES Advanced unidirectional suspension system Premium high-density, high-resiliency foam seat Down-filled, loose lumbar pillow Tight seat cushion Single-needle top stitching Lifetime warranty on frame and suspension				OPTIONS Metal legs available in Antique Brass, Burnished Bronze or Polished Nickel finish Contrasting lumbar pillow available Early Bird delivery available: 20 day delivery					
	DESCRIPTION	FRAME CODE	# OF PILLOWS	C.O.L.			C.O.M.			
			BODY	BACK & SEAT CUSHION	PILLOWS	TOTAL SQ. FT	BODY	BACK & SEAT CUSHION	PILLOWS	TOTAL YDG
CHAIR - STANDARD	JKE-CHR-ST	1	41	N/A	4	45	4	N/A	1	5


AMERICAN LEATHER BYOC REFERENCE GUIDE

JUDE

	<p>STANDARD FEATURES Premium high-density, high-resiliency foam seat Tight back and seat cushion Single-needle top stitching Kidney pillow Lifetime warranty on frame & suspension</p>		<p>OPTIONS Metal memory swivel base available in Antique Brass, Burnished Bronze or Polished Nickel finish Contrasting lumbar pillow available Early Bird delivery available: 20 day delivery</p>																																
	<table border="1"> <thead> <tr> <th rowspan="2">DESCRIPTION</th> <th rowspan="2">FRAME CODE</th> <th rowspan="2"># OF PILLOWS</th> <th colspan="4">C.O.L.</th> <th colspan="4">C.O.M.</th> </tr> <tr> <th>BODY</th> <th>BACK & SEAT CUSHION</th> <th>PILLOWS</th> <th>TOTAL SQ. FT</th> <th>BODY</th> <th>BACK & SEAT CUSHION</th> <th>PILLOWS</th> <th>TOTAL YDG</th> </tr> </thead> <tbody> <tr> <td>CHAIR - SWIVEL</td> <td>JUD-CHS-ST</td> <td>N/A</td> <td>40</td> <td>14</td> <td>8</td> <td>62</td> <td>5</td> <td>2</td> <td>1</td> <td>8</td> </tr> </tbody> </table>						DESCRIPTION	FRAME CODE	# OF PILLOWS	C.O.L.				C.O.M.				BODY	BACK & SEAT CUSHION	PILLOWS	TOTAL SQ. FT	BODY	BACK & SEAT CUSHION	PILLOWS	TOTAL YDG	CHAIR - SWIVEL	JUD-CHS-ST	N/A	40	14	8	62	5	2	1
DESCRIPTION	FRAME CODE	# OF PILLOWS	C.O.L.							C.O.M.																									
			BODY	BACK & SEAT CUSHION	PILLOWS	TOTAL SQ. FT	BODY	BACK & SEAT CUSHION	PILLOWS	TOTAL YDG																									
CHAIR - SWIVEL	JUD-CHS-ST	N/A	40	14	8	62	5	2	1	8																									

AMERICAN LEATHER BYOC REFERENCE GUIDE

KADEN



STANDARD FEATURES

- Advanced unidirectional suspension system
- Premium high density, high resiliency foam seat cushions
- Loose back & seat cushions
- Double needle top stitching
- Welt cord trim on arms
- Lifetime warranty on frame & suspension

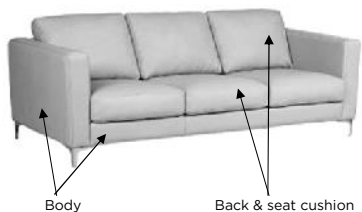
OPTIONS

- Wood legs available in Acorn, Espresso or Walnut finish
- Premium high density, high resiliency foam seats encased in down (\$135 upcharge per seat, \$180 upcharge for chaise)
- Extra firm premium high density, high resiliency foam seat cushions (\$75 upcharge per seat, \$120 upcharge for chaise)
- Contrasting welt cord trim on arms
- Ottoman casters available
- Contrasting back & seat available (two tone):
If selecting two tone option, price at body cover
- Early Bird delivery available: 20 day delivery

DESCRIPTION	FRAME CODE	# OF PILLOWS	C.O.L.				C.O.M.			
			BODY	BACK & SEAT CUSHION	PILLOWS	TOTAL SQ. FT	BODY	BACK & SEAT CUSHION	PILLOWS	TOTAL YDG
THREE SEAT FULL SIZE SOFA - STANDARD	KAD-SO3-ST	N/A	87	80	N/A	167	8	7	N/A	15
THREE SEAT FULL SIZE SOFA - L/A SITTING	KAD-SO3-LA	N/A	72	80	N/A	152	7	7	N/A	14
THREE SEAT FULL SIZE SOFA - R/A SITTING	KAD-SO3-RA	N/A	72	80	N/A	152	7	7	N/A	14
THREE SEAT FULL SIZE SOFA - ARMLESS	KAD-SO3-AA	N/A	56	81	N/A	137	6	7	N/A	13
LOVESEAT - STANDARD	KAD-LVS-ST	N/A	77	78	N/A	155	7	6	N/A	13
LOVESEAT - L/A SITTING	KAD-LVS-LA	N/A	57	55	N/A	112	6	6	N/A	12
LOVESEAT - R/A SITTING	KAD-LVS-RA	N/A	57	55	N/A	112	6	6	N/A	12
LOVESEAT - ARMLESS	KAD-LVS-AA	N/A	42	55	N/A	97	4	6	N/A	10
CHAIR - STANDARD	KAD-CHR-ST	N/A	59	29	N/A	88	5	4	N/A	9
CHAIR - L/A SITTING	KAD-CHR-LA	N/A	43	29	N/A	72	4	4	N/A	8
CHAIR - R/A SITTING	KAD-CHR-RA	N/A	43	29	N/A	72	4	4	N/A	8
CHAIR - ARMLESS	KAD-CHR-AA	N/A	28	30	N/A	58	3	4	N/A	7
CHAIR - SWIVEL	KAD-CHS-ST	N/A	59	29	N/A	88	5	4	N/A	9
OTTOMAN - STANDARD	KAD-OTO-ST	N/A	15	18	N/A	33	2	2	N/A	4
STORAGE OTTOMAN - STANDARD	KAD-STO-ST	N/A	15	19	N/A	34	2	2	N/A	4
STORAGE OTTOMAN - DOUBLE WIDE	KAD-STO-DW	N/A	19	28	N/A	47	2	2	N/A	4
RECLINER - STANDARD PUSH ARM	KAD-REC-ST	N/A	70	32	N/A	102	6	3	N/A	9
RECLINER - STANDARD PUSH ARM SWIVEL	KAD-REC-SW	N/A	70	32	N/A	102	6	3	N/A	9
90 DEGREE ROUND CORNER UNIT	KAD-CNR-ST	N/A	47	51	N/A	98	6	6	N/A	12
90 DEGREE SQUARE CORNER UNIT	KAD-CNR-SQ	N/A	47	45	N/A	92	6	6	N/A	12
45 DEGREE WEDGE UNIT - L/A SITTING	KAD-WDG-LA	N/A	70	67	N/A	137	7	9	N/A	16
45 DEGREE WEDGE UNIT - R/A SITTING	KAD-WDG-RA	N/A	70	67	N/A	137	7	9	N/A	16
45 DEGREE WEDGE UNIT - ARMLESS	KAD-WDG-AA	N/A	55	69	N/A	124	6	9	N/A	15
SMALL CHAISE - L/A SITTING	KAD-SCH-LA	N/A	54	49	N/A	103	5	5	N/A	10
SMALL CHAISE - R/A SITTING	KAD-SCH-RA	N/A	54	49	N/A	103	5	5	N/A	10
SQUARE CORNER RETURN SOFA - L/A SITTING	KAD-SQS-LA	N/A	90	98	N/A	188	10	12	N/A	22
SQUARE CORNER RETURN SOFA - R/A SITTING	KAD-SQS-RA	N/A	90	98	N/A	188	10	12	N/A	22

AMERICAN LEATHER BYOC REFERENCE GUIDE

KENDALL



STANDARD FEATURES

Advanced unidirectional suspension system
 Premium high density, high resiliency foam seat cushions
 Loose back & seat cushions
 Single needle top stitching
 Metal legs with chrome finish
 Lifetime warranty on frame & suspension

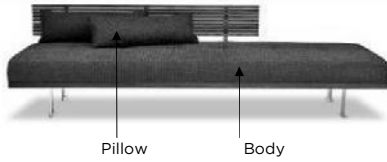
OPTIONS

Wood legs available in Acorn, Espresso or Walnut finish
 Extra firm premium high density, high resiliency foam seat cushions
 (\$75 upcharge per seat, \$120 upcharge for chaise)
 Contrasting back & seat available (two tone):
 If selecting two tone option, price at body cover
 Early Bird delivery available: 20 day delivery

DESCRIPTION	FRAME CODE	# OF PILLOWS	C.O.L.				C.O.M.			
			BODY	BACK & SEAT CUSHION	PILLOWS	TOTAL SQ. FT	BODY	BACK & SEAT CUSHION	PILLOWS	TOTAL YDG
FOUR SEAT FULL SIZE SOFA - STANDARD	KND-SO4-ST	N/A	88	102	N/A	190	8	11	N/A	19
FOUR SEAT FULL SIZE SOFA - L/A SITTING	KND-SO4-LA	N/A	72	105	N/A	177	7	11	N/A	18
FOUR SEAT FULL SIZE SOFA - R/A SITTING	KND-SO4-RA	N/A	72	105	N/A	177	7	11	N/A	18
FOUR SEAT FULL SIZE SOFA - ARMLESS	KND-SO4-AA	N/A	56	107	N/A	163	7	11	N/A	18
THREE SEAT FULL SIZE SOFA - STANDARD	KND-SO3-ST	N/A	77	77	N/A	154	7	8	N/A	15
THREE SEAT FULL SIZE SOFA - L/A SITTING	KND-SO3-LA	N/A	61	79	N/A	140	6	8	N/A	14
THREE SEAT FULL SIZE SOFA - R/A SITTING	KND-SO3-RA	N/A	61	79	N/A	140	6	8	N/A	14
THREE SEAT FULL SIZE SOFA - ARMLESS	KND-SO3-AA	N/A	45	81	N/A	126	5	8	N/A	13
LOVESEAT - STANDARD	KND-LVS-ST	N/A	66	51	N/A	117	6	6	N/A	12
LOVESEAT - L/A SITTING	KND-LVS-LA	N/A	50	54	N/A	104	5	6	N/A	11
LOVESEAT - R/A SITTING	KND-LVS-RA	N/A	50	54	N/A	104	5	6	N/A	11
LOVESEAT - ARMLESS	KND-LVS-AA	N/A	34	56	N/A	90	4	6	N/A	10
CHAIR - STANDARD	KND-CHR-ST	N/A	55	26	N/A	81	5	4	N/A	9
CHAIR - L/A SITTING	KND-CHR-LA	N/A	39	28	N/A	67	4	4	N/A	8
CHAIR - R/A SITTING	KND-CHR-RA	N/A	39	28	N/A	67	4	4	N/A	8
CHAIR - ARMLESS	KND-CHR-AA	N/A	23	30	N/A	53	2	4	N/A	6
OTTOMAN - STANDARD	KND-OTO-ST	N/A	11	19	N/A	30	2	2	N/A	4
90 DEGREE SQUARE CORNER UNIT	KND-CNR-SQ	N/A	40	48	N/A	88	4	5	N/A	9
SMALL CHAISE - L/A SITTING	KND-SCH-LA	N/A	46	48	N/A	94	4	5	N/A	9
SMALL CHAISE - R/A SITTING	KND-SCH-RA	N/A	46	48	N/A	94	4	5	N/A	9
LARGE CHAISE - L/A SITTING	KND-LCH-LA	N/A	62	67	N/A	129	6	7	N/A	13
LARGE CHAISE - R/A SITTING	KND-LCH-RA	N/A	62	67	N/A	129	6	7	N/A	13
SMALL BUMPER CHAISE - L/A SITTING	KND-SBC-LA	N/A	57	93	N/A	150	6	10	N/A	16
SMALL BUMPER CHAISE - R/A SITTING	KND-SBC-RA	N/A	57	93	N/A	150	6	10	N/A	16
LARGE BUMPER CHAISE - L/A SITTING	KND-LBC-LA	N/A	68	118	N/A	186	7	13	N/A	20
LARGE BUMPER CHAISE - R/A SITTING	KND-LBC-RA	N/A	68	118	N/A	186	7	13	N/A	20
SQUARE CORNER RETURN SOFA - L/A SITTING	KND-SQS-LA	N/A	78	99	N/A	177	7	6	N/A	13
SQUARE CORNER RETURN SOFA - R/A SITTING	KND-SQS-RA	N/A	78	99	N/A	177	7	6	N/A	13

AMERICAN LEATHER BYOC REFERENCE GUIDE

KNOX



STANDARD FEATURES

Premium high density, high resiliency foam seat cushion
 Tight seat cushion
 Single needle top stitching
 Brushed stainless steel legs & detailing
 Lifetime warranty on frame

OPTIONS

Wood base & back support available in Natural Walnut or Gray Ash
 Lumbar pillow available: KNX-PLW-ST
 Early Bird delivery available: 20 day delivery

DESCRIPTION	FRAME CODE	# OF PILLOWS	C.O.L.				C.O.M.			
			BODY	BACK & SEAT CUSHION	PILLOWS	TOTAL SQ. FT	BODY	BACK & SEAT CUSHION	PILLOWS	TOTAL YDG
DAY BED - LEFT BACK	KNX-DAY-LA	N/A	46	N/A	N/A	46	4	N/A	N/A	4
DAY BED - RIGHT BACK	KNX-DAY-RA	N/A	46	N/A	N/A	46	4	N/A	N/A	4
PILLOW	KNX-PLW-ST	1	8	N/A	N/A	8	1	N/A	N/A	1

AMERICAN LEATHER BYOC REFERENCE GUIDE

LANDON



STANDARD FEATURES

Premium high density, high resiliency foam seat cushion
 Single needle top stitching
 Lifetime warranty on frame

OPTIONS

Memory swivel base available in Natural Walnut or Gray Ash
 Contrasting back & seat available (two tone):
 If selecting two tone option, price at body cover
 Early Bird delivery available: 20 day delivery

DESCRIPTION	FRAME CODE	# OF PILLOWS	C.O.L.				C.O.M.			
			BODY	SEAT CUSHION	PILLOWS	TOTAL SQ. FT	BODY	SEAT CUSHION	PILLOWS	TOTAL YDG
CHAIR - SWIVEL	LND-CHS-ST	N/A	37	7	N/A	44	3	2	N/A	5

AMERICAN LEATHER BYOC REFERENCE GUIDE

LIAM



STANDARD FEATURES

- Premium high-density, high-resiliency foam seat
- Tight back and seat cushion
- Single-needle top stitching
- Lifetime warranty on frame
- Brushed stainless steel base

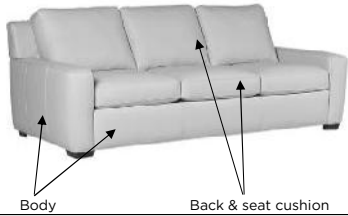
OPTIONS

- Wood legs available in Acorn, Espresso or Walnut finish
- Early Bird delivery available: 20 day delivery

DESCRIPTION	FRAME CODE	# OF PILLOWS	C.O.L.				C.O.M.			
			BODY	BACK & SEAT CUSHION	PILLOWS	TOTAL SQ. FT	BODY	BACK & SEAT CUSHION	PILLOWS	TOTAL YDG
CHAIR - STANDARD	LIA-CHR-ST	N/A	67	N/A	N/A	67	6	N/A	N/A	6
OTTOMAN - STANDARD	LIA-OTO-ST	N/A	25	N/A	N/A	25	3	N/A	N/A	3

AMERICAN LEATHER BYOC REFERENCE GUIDE

LISBEN



STANDARD FEATURES

- Advanced unidirectional suspension system
- Premium high density, high resiliency foam seat cushions
- Loose back & seat cushions
- Single needle top stitching
- Lifetime warranty on frame & suspension

OPTIONS

- Wood legs available in Acorn, Espresso or Walnut finish
- Premium high density, high resiliency foam seats encased in down (\$165 Upcharge per seat, \$225 Upcharge for chaise)
- Extra firm premium high density, high resiliency foam seat cushions (\$75 upcharge per seat, \$120 upcharge for chaise)
- Ottoman casters available
- Contrasting back & seat available (two tone):
If selecting two tone option, price at body cover
- Early Bird delivery available: 20 day delivery

DESCRIPTION	FRAME CODE	# OF PILLOWS	C.O.L.				C.O.M.			
			BODY	BACK & SEAT CUSHION	PILLOWS	TOTAL SQ. FT	BODY	BACK & SEAT CUSHION	PILLOWS	TOTAL YDG
THREE SEAT FULL SIZE SOFA - STANDARD	LIS-SO3-ST	N/A	102	76	N/A	178	8	8	N/A	16
THREE SEAT FULL SIZE SOFA - L/A SITTING	LIS-SO3-LA	N/A	81	78	N/A	159	7	8	N/A	15
THREE SEAT FULL SIZE SOFA - R/A SITTING	LIS-SO3-RA	N/A	81	78	N/A	159	7	8	N/A	15
THREE SEAT FULL SIZE SOFA - ARMLESS	LIS-SO3-AA	N/A	58	80	N/A	138	6	8	N/A	14
LOVESEAT - STANDARD	LIS-LVS-ST	N/A	87	50	N/A	137	6	6	N/A	12
LOVESEAT - L/A SITTING	LIS-LVS-LA	N/A	65	52	N/A	117	5	6	N/A	11
LOVESEAT - R/A SITTING	LIS-LVS-RA	N/A	65	52	N/A	117	5	6	N/A	11
LOVESEAT - ARMLESS	LIS-LVS-AA	N/A	44	54	N/A	98	4	6	N/A	10
CHAIR - STANDARD	LIS-CHR-ST	N/A	72	25	N/A	97	5	4	N/A	9
CHAIR - L/A SITTING	LIS-CHR-LA	N/A	51	27	N/A	78	4	4	N/A	8
CHAIR - R/A SITTING	LIS-CHR-RA	N/A	51	27	N/A	78	4	4	N/A	8
CHAIR - ARMLESS	LIS-CHR-AA	N/A	124	0	N/A	124	3	4	N/A	7
CHAIR - SWIVEL	LIS-CHS-ST	N/A	71	25	N/A	96	5	4	N/A	9
OTTOMAN - STANDARD	LIS-OTO-ST	N/A	19	14	N/A	33	2	2	N/A	4
STORAGE OTTOMAN - STANDARD	LIS-STO-ST	N/A	15	19	N/A	34	2	2	N/A	4
STORAGE OTTOMAN - DOUBLE WIDE	LIS-STO-DW	N/A	19	28	N/A	47	2	2	N/A	4
RECLINER - STANDARD PUSH ARM	LIS-REC-ST	N/A	74	26	N/A	100	5	3	N/A	8
RECLINER - STANDARD PUSH ARM SWIVEL	LIS-REC-SW	N/A	74	26	N/A	100	5	3	N/A	8
90 DEGREE ROUND CORNER UNIT	LIS-CNR-ST	N/A	48	49	N/A	97	6	7	N/A	13
90 DEGREE SQUARE CORNER UNIT	LIS-CNR-SQ	N/A	48	44	N/A	92	7	6	N/A	13
45 DEGREE WEDGE UNIT - L/A SITTING	LIS-WDG-LA	N/A	75	63	N/A	138	7	9	N/A	16
45 DEGREE WEDGE UNIT - R/A SITTING	LIS-WDG-RA	N/A	75	63	N/A	138	7	9	N/A	16
45 DEGREE WEDGE UNIT - ARMLESS	LIS-WDG-AA	N/A	57	65	N/A	122	6	9	N/A	15
SMALL CHAISE - L/A SITTING	LIS-SCH-LA	N/A	61	45	N/A	106	5	5	N/A	10
SMALL CHAISE - R/A SITTING	LIS-SCH-RA	N/A	61	45	N/A	106	5	5	N/A	10
SQUARE CORNER RETURN SOFA - L/A SITTING	LIS-SQS-LA	N/A	98	97	N/A	195	10	12	N/A	22
SQUARE CORNER RETURN SOFA - R/A SITTING	LIS-SQS-RA	N/A	98	97	N/A	195	10	12	N/A	22

AMERICAN LEATHER BYOC REFERENCE GUIDE

LOGAN



Body

STANDARD FEATURES

- Advanced unidirectional suspension system
- Premium high-density, high-resiliency foam seat
- Tight back and seat cushion
- Single-needle top stitching
- Lifetime warranty on frame and suspension

OPTIONS

- Metal base available in Antique Brass, Burnished Bronze or Polished Nickel finish
- Early Bird delivery available: 20 day delivery

DESCRIPTION	FRAME CODE	# OF PILLOWS	C.O.L.				C.O.M.			
			BODY	BACK & SEAT CUSHION	PILLOWS	TOTAL SQ. FT	BODY	BACK & SEAT CUSHION	PILLOWS	TOTAL YDG
CHAIR - STANDARD	LOG-CHR-ST	N/A	39	N/A	N/A	39	4	N/A	N/A	4

AMERICAN LEATHER BYOC REFERENCE GUIDE

LOJA



STANDARD FEATURES

Quick ship - 30 day delivery
 Premium high density, high resiliency foam
 Buttonless tufting
 Welt cord trim around headboard
 Lifetime warranty on frame
 Hardware kit included for mounting headboard to wall
 Bed requires box spring, not included

OPTIONS


Wood legs available in Acorn, Espresso or Walnut finish
 Early Bird delivery available: 20 day delivery

**This style not recommended with patterned fabrics requiring flow matching

DESCRIPTION	FRAME CODE	# OF PILLOWS	C.O.L.				C.O.M.			
			BODY	BACK & SEAT CUSHION	PILLOWS	TOTAL SQ. FT	BODY	BACK & SEAT CUSHION	PILLOWS	TOTAL YDG
HEADBOARD - KING SIZE - STANDARD	LOJ-HDB-KG	N/A	34	N/A	N/A	34	3	N/A	N/A	3
DOUBLE HEADBOARD - KING SIZE - STANDARD	LOJ-HDD-KG	N/A	61	N/A	N/A	61	6	N/A	N/A	6
FRAME BED - KING SIZE - STANDARD	LOJ-FRM-KG	N/A	60	N/A	N/A	60	5	N/A	N/A	5
HEADBOARD - CALIFORNIA KING SIZE - STANDARD	LOJ-HDB-CK	N/A	33	N/A	N/A	33	3	N/A	N/A	3
DOUBLE HEADBOARD - CALIFORNIA KING SIZE - STANDARD	LOJ-HDD-CK	N/A	58	N/A	N/A	58	4	N/A	N/A	4
FRAME BED - CALIFORNIA KING SIZE - STANDARD	LOJ-FRM-CK	N/A	59	N/A	N/A	59	5	N/A	N/A	5
HEADBOARD - QUEEN SIZE - STANDARD	LOJ-HDB-QN	N/A	28	N/A	N/A	28	3	N/A	N/A	3
DOUBLE HEADBOARD - QUEEN SIZE - STANDARD	LOJ-HDD-QN	N/A	49	N/A	N/A	49	4	N/A	N/A	4
FRAME BED - QUEEN SIZE - STANDARD	LOJ-FRM-QN	N/A	54	N/A	N/A	54	5	N/A	N/A	5
HEADBOARD - FULL SIZE - STANDARD	LOJ-HDB-FL	N/A	25	N/A	N/A	25	2	N/A	N/A	2
DOUBLE HEADBOARD - FULL SIZE - STANDARD	LOJ-HDD-FL	N/A	45	N/A	N/A	45	4	N/A	N/A	4
FRAME BED - FULL SIZE - STANDARD	LOJ-FRM-FL	N/A	49	N/A	N/A	49	4	N/A	N/A	4
HEADBOARD - TWIN SIZE - STANDARD	LOJ-HDB-TW	N/A	19	N/A	N/A	19	2	N/A	N/A	2
DOUBLE HEADBOARD - TWIN SIZE - STANDARD	LOJ-HDD-TW	N/A	34	N/A	N/A	34	3	N/A	N/A	3
FRAME BED - TWIN SIZE - STANDARD	LOJ-FRM-TW	N/A	43	N/A	N/A	43	4	N/A	N/A	4

AMERICAN LEATHER BYOC REFERENCE GUIDE

LONDON



Back & Seat Cushions

Body

STANDARD FEATURES

Advanced unidirectional suspension system
 Premium high-density, high-resiliency foam seat cushions
 Loose back and seat cushions
 Single-needle top-stitch
 Lifetime warranty on frame and suspension
 Quick-ship delivery

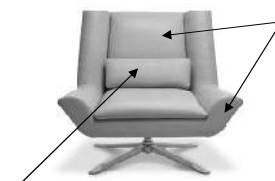
OPTIONS

Choice of decorative stitch detail - blanket, cross, double-needle, or zig-zag
 Aluminum legs available in Black, Bronze or Polished finish

DESCRIPTION	FRAME CODE	# OF PILLOWS	C.O.L.				C.O.M.			
			BODY	BACK & SEAT CUSHION	PILLOWS	TOTAL SQ. FT	BODY	BACK & SEAT CUSHION	PILLOWS	TOTAL YDG
THREE SEAT FULL SIZE SOFA - STANDARD	LDO-SO3-ST	N/A	207	N/A	N/A	207	16	N/A	N/A	16
THREE SEAT FULL SIZE SOFA - LEFT ARM SITTING	LDO-SO3-LA	N/A	187	N/A	N/A	187	15	N/A	N/A	15
THREE SEAT FULL SIZE SOFA - RIGHT ARM SITTING	LDO-SO3-RA	N/A	187	N/A	N/A	187	15	N/A	N/A	15
THREE SEAT FULL SIZE SOFA - ARMLESS	LDO-SO3-AA	N/A	168	N/A	N/A	168	14	N/A	N/A	14
TWO SEAT FULL SIZE SOFA - STANDARD	LDO-SO2-ST	N/A	180	N/A	N/A	180	15	N/A	N/A	15
TWO SEAT FULL SIZE SOFA - LEFT ARM SITTING	LDO-SO2-LA	N/A	161	N/A	N/A	161	14	N/A	N/A	14
TWO SEAT FULL SIZE SOFA - RIGHT ARM SITTING	LDO-SO2-RA	N/A	161	N/A	N/A	161	14	N/A	N/A	14
TWO SEAT FULL SIZE SOFA - ARMLESS	LDO-SO2-AA	N/A	141	N/A	N/A	141	13	N/A	N/A	13
LOVESEAT - STANDARD	LDO-LVS-ST	N/A	169	N/A	N/A	169	14	N/A	N/A	14
LOVESEAT - LEFT ARM SITTING	LDO-LVS-LA	N/A	149	N/A	N/A	149	12	N/A	N/A	12
LOVESEAT - RIGHT ARM SITTING	LDO-LVS-RA	N/A	149	N/A	N/A	149	12	N/A	N/A	12
LOVESEAT - ARMLESS	LDO-LVS-AA	N/A	126	N/A	N/A	126	11	N/A	N/A	11
CHAIR AND A HALF - STANDARD	LDO-CH2-ST	N/A	117	N/A	N/A	117	11	N/A	N/A	11
OTTOMAN - STANDARD	LDO-OTO-ST	N/A	46	N/A	N/A	46	4	N/A	N/A	4
90 DEGREE SQUARE CORNER UNIT	LDO-CNR-SQ	N/A	111	N/A	N/A	111	10	N/A	N/A	10
SMALL CHAISE - LEFT ARM SITTING	LDO-SCH-LA	N/A	115	N/A	N/A	115	10	N/A	N/A	10
SMALL CHAISE - RIGHT ARM SITTING	LDO-SCH-RA	N/A	115	N/A	N/A	115	10	N/A	N/A	10
SMALL BUMPER CHAISE - LEFT ARM SITTING	LDO-SBC-LA	N/A	198	N/A	N/A	198	16	N/A	N/A	16
SMALL BUMPER CHAISE - RIGHT ARM SITTING	LDO-SBC-RA	N/A	198	N/A	N/A	198	16	N/A	N/A	16

AMERICAN LEATHER BYOC REFERENCE GUIDE

LUKE

	<p>STANDARD FEATURES Quick ship - 30 day delivery Premium high-density, high-resiliency foam seat Tight seat & back cushion Double-needle top stitching Lifetime warranty on frame Kidney pillow Chrome swivel base</p>	<p>OPTIONS Contrasting kidney pillow Early Bird delivery available: 20 day delivery</p>								
				DESCRIPTION	FRAME CODE	# OF PILLOWS	C.O.L.			
			BODY	BACK & SEAT CUSHION	LUMBAR PILLOW	TOTAL SQ. FT	BODY	BACK & SEAT CUSHION	LUMBAR PILLOW	TOTAL YDG
CHAIR - STANDARD	LKE-CHR-ST	1	57	N/A	8	65	5	N/A	1	6

AMERICAN LEATHER BYOC REFERENCE GUIDE

LUXE



STANDARD FEATURES

- Quick ship - 30 day delivery
- Advanced unidirectional suspension system
- Premium high density, high resiliency foam seat cushions
- Tight back cushions & Loose seat cushions
- Single needle top stitching
- Welt cord trim & buttons
- Lifetime warranty on frame & suspension

OPTIONS


- Wood Bases available in Acorn, Espresso or Walnut finish
- Extra firm premium high density, high resiliency foam seat cushions (\$75 upcharge per seat, \$120 upcharge for chaise)
- Contrasting back & seat available (two tone):
If selecting two tone option, price at body cover
- Early Bird delivery available: 20 day delivery

**This style not recommended with patterned fabrics

DESCRIPTION	FRAME CODE	# OF PILLOWS	C.O.L.				C.O.M.			
			BODY	SEAT CUSHION	WELT	TOTAL SQ. FT	BODY	SEAT CUSHION	WELT	TOTAL YDG
FOUR SEAT SOFA - STANDARD	LUX-SO2-LG	N/A	114	62	32	208	8	4	5	17
TWO SEAT SOFA - STANDARD	LUX-SO2-ST	N/A	106	54	31	191	7	4	4	15
TWO SEAT SOFA - SMALL	LUX-SO2-SM	N/A	98	48	26	172	7	3	4	14
TWO SEAT SOFA - LEFT ARM SITTING	LUX-SO2-LA	N/A	90	55	30	175	6	3	4	13
TWO SEAT SOFA - RIGHT ARM SITTING	LUX-SO2-RA	N/A	90	55	30	175	6	3	4	13
TWO SEAT SOFA - ARMLESS	LUX-SO2-AA	N/A	75	57	24	156	5	3	4	12
LOVESEAT - STANDARD	LUX-LVS-ST	N/A	88	40	21	149	6	4	3	13
LOVESEAT - LEFT ARM SITTING	LUX-LVS-LA	N/A	71	41	21	133	5	2	3	10
LOVESEAT - RIGHT ARM SITTING	LUX-LVS-RA	N/A	71	41	21	133	5	2	3	10
LOVESEAT - ARMLESS	LUX-LVS-AA	N/A	57	43	22	122	4	2	3	9
CHAIR - STANDARD	LUX-CHR-ST	N/A	58	16	13	87	4	2	2	8
CHAIR AND A HALF - STANDARD	LUX-CH2-ST	N/A	66	23	16	105	5	4	2	11
CHAIR - ARMLESS	LUX-CHR-AA	N/A	28	23	10	61	3	2	2	7
90 DEGREE SQUARE CORNER UNIT	LUX-CNR-SQ	N/A	43	16	13	72	4	2	2	8
OTTOMAN -STANDARD	LUX-OTO-ST	N/A	17	16	10	43	2	3	1	6
OTTOMAN -LARGE	LUX-OTO-LG	N/A	21	30	12	63	6	N/A	1	7
SMALL CHAISE - LEFT ARM SITTING	LUX-SCH-LA	N/A	49	31	24	104	4	4	3	11
SMALL CHAISE - RIGHT ARM SITTING	LUX-SCH-RA	N/A	49	31	24	104	4	4	3	11
SQUARE CORNER RETURN SOFA - LEFT ARM SITTING	LUX-SQS-LA	N/A	103	53	29	185	8	5	3	16
SQUARE CORNER RETURN SOFA - RIGHT ARM SITTING	LUX-SQS-RA	N/A	103	53	29	185	8	5	3	16

AMERICAN LEATHER BYOC REFERENCE GUIDE

MALIBU



STANDARD FEATURES

- Quick ship - 30 day delivery
- Advanced unidirectional suspension system
- Premium high density, high resiliency foam seats encased in down
- Adjustable back cushions encased in down
- Semi-attached down seat cushions
- Double needle top stitching
- Metal legs with chrome finish
- Lifetime warranty on frame & suspension


OPTIONS

- Wood legs available in Acorn, Espresso or Walnut finish
- Early Bird delivery available: 20 day delivery

DESCRIPTION	FRAME CODE	# OF PILLOWS	C.O.L.				C.O.M.			
			BODY	BACK & SEAT CUSHION	PILLOWS	TOTAL SQ. FT	BODY	BACK & SEAT CUSHION	PILLOWS	TOTAL YDG
TWO SEAT FULL SIZE SOFA - STANDARD	MLB-SO2-ST	N/A	109	81	N/A	190	9	7	N/A	16
TWO SEAT FULL SIZE SOFA - LEFT ARM SITTING	MLB-SO2-LA	N/A	87	81	N/A	168	7	7	N/A	14
TWO SEAT FULL SIZE SOFA - RIGHT ARM SITTING	MLB-SO2-RA	N/A	87	81	N/A	168	7	7	N/A	14
TWO SEAT FULL SIZE SOFA - ARMLESS	MLB-SO2-AA	N/A	65	83	N/A	148	6	7	N/A	13
LOVESEAT - STANDARD	MLB-LVS-ST	N/A	106	67	N/A	173	8	6	N/A	14
LOVESEAT - LEFT ARM SITTING	MLB-LVS-LA	N/A	75	68	N/A	143	6	6	N/A	12
LOVESEAT - RIGHT ARM SITTING	MLB-LVS-RA	N/A	75	68	N/A	143	6	6	N/A	12
LOVESEAT - ARMLESS	MLB-LVS-AA	N/A	53	69	N/A	122	4	6	N/A	10
CHAIR - STANDARD	MLB-CHR-ST	N/A	78	33	N/A	111	6	4	N/A	10
CHAIR - LEFT ARM SITTING	MLB-CHR-LA	N/A	55	34	N/A	89	5	4	N/A	9
CHAIR - RIGHT ARM SITTING	MLB-CHR-RA	N/A	55	34	N/A	89	5	4	N/A	9
CHAIR - ARMLESS	MLB-CHR-AA	N/A	32	35	N/A	67	3	4	N/A	7
CHAIR AND A HALF - STANDARD	MLB-CH2-ST	N/A	83	41	N/A	124	7	4	N/A	11
CHAIR AND A HALF - LEFT ARM SITTING	MLB-CH2-LA	N/A	60	42	N/A	102	5	4	N/A	9
CHAIR AND A HALF - RIGHT ARM SITTING	MLB-CH2-RA	N/A	60	42	N/A	102	5	4	N/A	9
CHAIR AND A HALF - ARMLESS	MLB-CH2-AA	N/A	38	43	N/A	81	3	4	N/A	7
OTTOMAN - STANDARD	MLB-OTO-ST	N/A	26	11	N/A	37	2	3	N/A	5
90 DEGREE ROUND CORNER UNIT	MLB-CNR-ST	N/A	59	56	N/A	115	5	6	N/A	11
90 DEGREE SQUARE CORNER UNIT	MLB-CNR-SQ	N/A	57	48	N/A	105	4	5	N/A	9
45 DEGREE WEDGE UNIT - LEFT ARM SITTING	MLB-WDG-LA	N/A	93	86	N/A	179	7	8	N/A	15
45 DEGREE WEDGE UNIT - RIGHT ARM SITTING	MLB-WDG-RA	N/A	93	86	N/A	179	7	8	N/A	15
45 DEGREE WEDGE UNIT - ARMLESS	MLB-WDG-AA	N/A	71	72	N/A	143	6	8	N/A	14
SMALL CHAISE - LEFT ARM SITTING	MLB-SCH-LA	N/A	64	61	N/A	125	5	5	N/A	10
SMALL CHAISE - RIGHT ARM SITTING	MLB-SCH-RA	N/A	64	61	N/A	125	5	5	N/A	10
SQUARE CORNER RETURN SOFA - LEFT ARM SITTING	MLB-SQS-LA	N/A	121	114	N/A	235	9	10	N/A	19
SQUARE CORNER RETURN SOFA - RIGHT ARM SITTING	MLB-SQS-RA	N/A	121	114	N/A	235	9	10	N/A	19

AMERICAN LEATHER BYOC REFERENCE GUIDE

MANHATTAN



STANDARD FEATURES

Advanced unidirectional suspension system
 Premium high-density, high-resiliency foam seat cushions
 Loose back and seat cushions
 Double-needle top-stitch
 Recessed welt detail
 Lifetime warranty on frame and suspension
 Quick-ship delivery

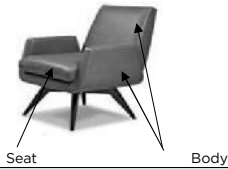
OPTIONS

Contrasting welt detail available
 Contrasting detail stitch available
 Aluminum legs available in Black, Bronze or Polished finish

DESCRIPTION	FRAME CODE	# OF PILLOWS	C.O.L.				C.O.M.			
			BODY	BACK & SEAT CUSHION	PILLOWS	TOTAL SQ. FT	BODY	BACK & SEAT CUSHION	PILLOWS	TOTAL YDG
THREE SEAT FULL SIZE SOFA - STANDARD	MHT-SO3-ST	N/A	225	N/A	N/A	225	18	N/A	N/A	18
THREE SEAT FULL SIZE SOFA - LEFT ARM SITTING	MHT-SO3-LA	N/A	205	N/A	N/A	205	16	N/A	N/A	16
THREE SEAT FULL SIZE SOFA - RIGHT ARM SITTING	MHT-SO3-RA	N/A	205	N/A	N/A	205	16	N/A	N/A	16
THREE SEAT FULL SIZE SOFA - ARMLESS	MHT-SO3-AA	N/A	185	N/A	N/A	185	15	N/A	N/A	15
TWO SEAT FULL SIZE SOFA - STANDARD	MHT-SO2-ST	N/A	184	N/A	N/A	184	15	N/A	N/A	15
TWO SEAT FULL SIZE SOFA - LEFT ARM SITTING	MHT-SO2-LA	N/A	167	N/A	N/A	167	14	N/A	N/A	14
TWO SEAT FULL SIZE SOFA - RIGHT ARM SITTING	MHT-SO2-RA	N/A	167	N/A	N/A	167	14	N/A	N/A	14
TWO SEAT FULL SIZE SOFA - ARMLESS	MHT-SO2-AA	N/A	149	N/A	N/A	149	12	N/A	N/A	12
LOVESEAT - STANDARD	MHT-LVS-ST	N/A	183	N/A	N/A	183	14	N/A	N/A	14
LOVESEAT - LEFT ARM SITTING	MHT-LVS-LA	N/A	156	N/A	N/A	156	13	N/A	N/A	13
LOVESEAT - RIGHT ARM SITTING	MHT-LVS-RA	N/A	156	N/A	N/A	156	13	N/A	N/A	13
LOVESEAT - ARMLESS	MHT-LVS-AA	N/A	141	N/A	N/A	141	12	N/A	N/A	12
CHAIR AND A HALF - STANDARD	MHT-CH2-ST	N/A	120	N/A	N/A	120	11	N/A	N/A	11
OTTOMAN - STANDARD	MHT-OTO-ST	N/A	45	N/A	N/A	45	4	N/A	N/A	4
90 DEGREE SQUARE CORNER UNIT	MHT-CNR-SQ	N/A	116	N/A	N/A	116	10	N/A	N/A	10
SMALL CHAISE - LEFT ARM SITTING	MHT-SCH-LA	N/A	119	N/A	N/A	119	12	N/A	N/A	12
SMALL CHAISE - RIGHT ARM SITTING	MHT-SCH-RA	N/A	119	N/A	N/A	119	12	N/A	N/A	12
SMALL BUMPER CHAISE - LEFT ARM SITTING	MHT-SBC-LA	N/A	221	N/A	N/A	221	16	N/A	N/A	16
SMALL BUMPER CHAISE - RIGHT ARM SITTING	MHT-SBC-RA	N/A	221	N/A	N/A	221	16	N/A	N/A	16

AMERICAN LEATHER BYOC REFERENCE GUIDE

MARSHALL



STANDARD FEATURES

Quick ship - 30 day delivery
 Premium high density, high resiliency foam seat cushions
 Single needle top stitching
 Memory swivel base
 Lifetime warranty on frame

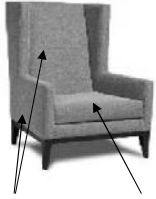
OPTIONS

Wood swivel base available in Acorn, Espresso, or Walnut finish
 Contrasting back & seat available (two tone):
 If selecting two tone option, price at body cover
 Early Bird delivery available: 20 day delivery

DESCRIPTION	FRAME CODE	# OF PILLOWS	C.O.L.				C.O.M.			
			BODY	SEAT CUSHION	PILLOWS	TOTAL SQ. FT	BODY	SEAT CUSHION	PILLOWS	TOTAL YDG
CHAIR - SWIVEL	MSL-CHS-ST	N/A	35	10	N/A	45	3	1	N/A	4

AMERICAN LEATHER BYOC REFERENCE GUIDE

MCCARTNEY



Body

Seat Cushion

STANDARD FEATURES

- Quick ship - 30 day delivery
- Advanced unidirectional suspension system
- Premium high density, high resiliency foam seat cushion
- Loose seat cushion
- Single needle top stitching
- Lifetime warranty on frame & suspension

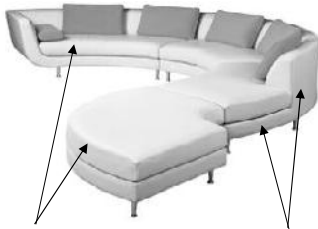
OPTIONS

- Wood legs available in Acorn, Espresso or Walnut finish
- Premium high density, high resiliency foam seats encased in down (\$165 Upcharge per seat)
- Extra firm premium high density, high resiliency foam seat cushions (\$75 upcharge per seat)
- Nailhead trim available in antique brass, chrome or pewter finish (\$285 Upcharge)
- Contrasting back & seat available (two tone):
If selecting two tone option, price at body cover
- Early Bird delivery available: 20 day delivery

DESCRIPTION	FRAME CODE	# OF PILLOWS	C.O.L.				C.O.M.			
			BODY	SEAT CUSHION	PILLOWS	TOTAL SQ. FT	BODY	SEAT CUSHION	PILLOWS	TOTAL YDG
CHAIR - STANDARD	MCC-CHR-ST	N/A	53	11	N/A	64	6	2	N/A	8

AMERICAN LEATHER BYOC REFERENCE GUIDE

MENLO PARK



STANDARD FEATURES
 Quick ship - 30 day delivery
 Advanced unidirectional suspension system
 Premium high density, high resiliency foam seat cushions
 Tight back & loose seat cushions
 Single needle top stitching
 Polished aluminum legs
 Optional back pillow measures 26" x 17"
 Optional arm pillow measures 23" x 4"
 Lifetime warranty on frame & suspension

OPTIONS
 Wood legs available in Acorn, Espresso or Walnut finish
 Extra firm premium high density, high resiliency foam seat cushions (\$75 upcharge per seat, \$120 upcharge for chaise)
 Case goods available Acorn, Espresso or Walnut finish
 Additional back pillows available: MEN-PLW- BK
 Additional arm pillows available: MEN-PLW-AR
 Contrasting back & seat available (two tone):
 If selecting two tone option, price at body cover
 Early Bird delivery available: 20 day delivery

DESCRIPTION	FRAME CODE	# OF PILLOWS	C.O.L.				C.O.M.			
			BODY	SEAT CUSHION	PILLOWS	TOTAL SQ. FT	BODY	SEAT CUSHION	PILLOWS	TOTAL YDG
TWO SEAT FULL SIZE SOFA - LEFT ARM SITTING	MEN-SO2-LA	N/A	81	27	N/A	108	7	3	N/A	10
TWO SEAT FULL SIZE SOFA - RIGHT ARM SITTING	MEN-SO2-RA	N/A	81	27	N/A	108	7	3	N/A	10
TWO SEAT FULL SIZE SOFA - ARMLESS	MEN-SO2-AA	N/A	60	28	N/A	88	5	4	N/A	9
CHAIR - STANDARD	MEN-CHR-ST	N/A	40	23	N/A	63	4	2	N/A	6
SMALL CHAISE - LEFT ARM SITTING	MEN-SCH-LA	N/A	47	36	N/A	83	4	5	N/A	9
SMALL CHAISE - RIGHT ARM SITTING	MEN-SCH-RA	N/A	47	36	N/A	83	4	5	N/A	9
SMALL CHAISE - ARMLESS	MEN-SCH-AA	N/A	46	6	N/A	52	4	1	N/A	5
TWO SEAT CONVEX	MEN-CVX-AA	N/A	44	28	N/A	72	4	3	N/A	7
OTTOMAN - STANDARD	MEN-OTO-ST	N/A	14	24	N/A	38	3	3	N/A	6
OTTOMAN - 40" ROUND	MEN-OTO-40	N/A	15	28	N/A	43	3	3	N/A	6
OTTOMAN - DOUBLE WIDE	MEN-OTO-DW	N/A	18	39	N/A	57	4	5	N/A	9
BACK PILLOW	MEN-PLW-BK	N/A	13	N/A	N/A	13	2	N/A	N/A	2
ARM PILLOW	MEN-PLW-AR	N/A	8	N/A	N/A	8	2	N/A	N/A	2
BOOKCASE - ACORN FINISH	MEN-BKC-AC	N/A	N/A	N/A	N/A	0	N/A	N/A	N/A	0
BOOKCASE - ESPRESSO FINISH	MEN-BKC-ES	N/A	N/A	N/A	N/A	0	N/A	N/A	N/A	0
BOOKCASE - WALNUT FINISH	MEN-BKCWA	N/A	N/A	N/A	N/A	0	N/A	N/A	N/A	0

AMERICAN LEATHER BYOC REFERENCE GUIDE

MENLO PARK BED



STANDARD FEATURES:

- Quick ship - 30 day delivery
- Premium high density, high resiliency foam
- Single needle top stitching
- Polished Aluminum legs
- Lifetime warranty on frame
- Platform bed; no box spring required


OPTIONS

- Wood legs available in Acorn, Espresso or Walnut finish
- Optional bed pillows available : MEN-PLW-BD
- Early Bird delivery available: 20 day delivery

DESCRIPTION	FRAME CODE	# OF PILLOWS	C.O.L.				C.O.M.			
			BODY	BACK & SEAT CUSHION	PILLOWS	TOTAL SQ. FT	BODY	BACK & SEAT CUSHION	PILLOWS	TOTAL YDG
BED - KING SIZE - STANDARD	MEN-BED-KG	N/A	119	N/A	N/A	119	9	N/A	N/A	9
BED - CALIFORNIA KING SIZE - STANDARD	MEN-BED-CK	N/A	116	N/A	N/A	116	9	N/A	N/A	9
BED - QUEEN SIZE - STANDARD	MEN-BED-QN	N/A	101	N/A	N/A	101	8	N/A	N/A	8
BED - FULL SIZE - STANDARD	MEN-BED-FL	N/A	94	N/A	N/A	94	8	N/A	N/A	8
BED PILLOW	MEN-PLW-BD	1	12	N/A	N/A	12	2	N/A	N/A	2

AMERICAN LEATHER BYOC REFERENCE GUIDE

MEYER



STANDARD FEATURES

- Quick ship - 30 day delivery
- Advanced unidirectional suspension system
- Premium high density, high resiliency foam seats encased in down
- Adjustable back cushions encased in down
- Semi-attached down seat cushions
- Single needle top stitching
- Polished aluminum legs
- Lifetime warranty on frame & suspension

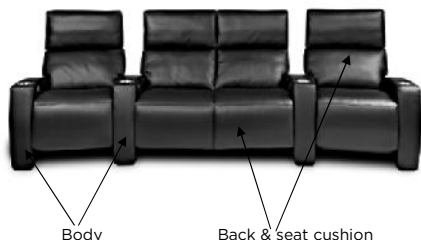
OPTIONS

- Wood legs available in Acorn, Espresso or Walnut finish
- Premium high density, high resiliency foam seat cushions & back cushions
- Early Bird delivery available: 20 day delivery

DESCRIPTION	FRAME CODE	# OF PILLOWS	C.O.L.				C.O.M.			
			BODY	BACK & SEAT CUSHION	PILLOWS	TOTAL SQ. FT	BODY	BACK & SEAT CUSHION	PILLOWS	TOTAL YDG
THREE SEAT FULL SIZE SOFA - STANDARD	MYR-SO3-ST	N/A	107	100	N/A	207	8	8	N/A	16
THREE SEAT FULL SIZE SOFA - LEFT ARM SITTING	MYR-SO3-LA	N/A	88	102	N/A	190	7	8	N/A	15
THREE SEAT FULL SIZE SOFA - RIGHT ARM SITTING	MYR-SO3-RA	N/A	88	102	N/A	190	7	8	N/A	15
THREE SEAT FULL SIZE SOFA - ARMLESS	MYR-SO3-AA	N/A	69	104	N/A	173	7	8	N/A	15
TWO SEAT MID SIZE SOFA - STANDARD	MYR-SM2-ST	N/A	94	77	N/A	171	8	6	N/A	14
LOVESEAT - STANDARD	MYR-LVS-ST	N/A	87	67	N/A	154	7	6	N/A	13
LOVESEAT - LEFT ARM SITTING	MYR-LVS-LA	N/A	68	69	N/A	137	6	6	N/A	12
LOVESEAT - RIGHT ARM SITTING	MYR-LVS-RA	N/A	68	69	N/A	137	6	6	N/A	12
LOVESEAT - ARMLESS	MYR-LVS-AA	N/A	50	71	N/A	121	5	6	N/A	11
CHAIR - STANDARD	MYR-CHR-ST	N/A	68	34	N/A	102	6	3	N/A	9
OTTOMAN - STANDARD	MYR-OTO-ST	N/A	7	23	N/A	30	2	2	N/A	4
90 DEGREE ROUND CORNER UNIT	MYR-CNR-ST	N/A	53	54	N/A	107	5	5	N/A	10
90 DEGREE SQUARE CORNER UNIT	MYR-CNR-SQ	N/A	53	49	N/A	102	4	4	N/A	8
SMALL CHAISE - LEFT ARM SITTING	MYR-SCH-LA	N/A	52	57	N/A	109	4	5	N/A	9
SMALL CHAISE - RIGHT ARM SITTING	MYR-SCH-RA	N/A	52	57	N/A	109	4	5	N/A	9
SQUARE CORNER RETURN SOFA - LEFT ARM SITTING	MYR-SQS-LA	N/A	80	84	N/A	164	7	7	N/A	14
SQUARE CORNER RETURN SOFA - RIGHT ARM SITTING	MYR-SQS-RA	N/A	80	84	N/A	164	7	7	N/A	14

AMERICAN LEATHER BYOC REFERENCE GUIDE

MONROE



STANDARD FEATURES

- Quick ship - 30 day delivery
- Premium high density, high resiliency foam seat cushion
- Tight Back & seat cushion
- Single needle top stitching
- Articulating, adjustable height headrest
- LED backlit control panel with USB charging port
- Stainless steel cup holder with adjustable LED lighting
- Stainless steel footrest extension hides all mechanical linkages
- Lifetime Warranty on Frame and Suspension
- Ten year warranty on mechanism
- Five year warranty on motor


OPTIONS

- Extra firm seating option (Seat cushion, back cushion, and headrest) (\$225 upcharge per seat)
- Two-tone contrast available:
 - First tone includes outer shell & arms
 - Second tone includes headrest, back cushion, and seat cushion
- Stainless steel cup holder without LED lighting
- Available without cup holder
- Headrest cover available
- Battery with one year warranty (\$300 upcharge per seat)
- Early Bird delivery available: 20 day delivery

DESCRIPTION	FRAME CODE	ORDER FORM NUMBER	C.O.L.				C.O.M.			
			BODY	BACK & SEAT CUSHION	PILLOWS	TOTAL SQ. FT	BODY	BACK & SEAT CUSHION	PILLOWS	TOTAL YDG
TWO ARM MOTORIZED RECLINER	MEE-REC-ST	1	59	48	N/A	107	4	4	N/A	8
LEFT ARM MOTORIZED RECLINER	MEE-REC-LA	2	41	48	N/A	89	3	4	N/A	7
RIGHT ARM MOTORIZED RECLINER	MEE-REC-RA	3	41	48	N/A	89	3	4	N/A	7
ARMLESS MOTORIZED RECLINER	MEE-REC-AA	4	21	48	N/A	69	2	4	N/A	6
TWO ARM LOVESEAT W/ TWO MOTORIZED RECLINERS	MEE-LVS-ST	5	78	98	N/A	176	6	9	N/A	15
LEFT ARM LOVESEAT W/ TWO MOTORIZED RECLINERS	MEE-LVS-LA	6	59	98	N/A	157	5	9	N/A	14
RIGHT ARM LOVESEAT W/ TWO MOTORIZED RECLINERS	MEE-LVS-RA	7	59	98	N/A	157	5	9	N/A	14
ARMLESS LOVESEAT W/ TWO MOTORIZED RECLINERS	MEE-LVS-AA	8	40	98	N/A	138	4	9	N/A	13
6" RIGHT ARM STRAIGHT INSERT	MEE-INS-06	9	19	N/A	N/A	19	2	N/A	N/A	2
6" LEFT ARM STRAIGHT INSERT	MEE-INS-06	10	19	N/A	N/A	19	2	N/A	N/A	2
6" TWO ARM STRAIGHT INSERT	MEE-INS-06	11	19	N/A	N/A	19	2	N/A	N/A	2
6" STRAIGHT ARM INSERT	MEE-INS-06	12	19	N/A	N/A	19	2	N/A	N/A	2
9" RIGHT ARM WEDGE INSERT	MEE-INS-09	13	13	N/A	N/A	13	3	N/A	N/A	3
9" LEFT ARM WEDGE INSERT	MEE-INS-09	14	13	N/A	N/A	13	3	N/A	N/A	3
9" TWO ARM WEDGE INSERT	MEE-INS-09	15	13	N/A	N/A	13	3	N/A	N/A	3
9" WEDGE ARM INSERT	MEE-INS-09	16	13	N/A	N/A	13	3	N/A	N/A	3
RECLINER HEADREST COVER - VERSION 7	HRC-RV7-ST	N/A	4	N/A	N/A	4	1	N/A	N/A	1

AMERICAN LEATHER BYOC REFERENCE GUIDE

NASH



Back & seat cushion Body

STANDARD FEATURES

Quick ship - 30 day delivery
 Advanced unidirectional suspension system
 Premium high density, high resiliency foam seat & back cushion
 Loose back & seat cushions
 Single needle top stitching
 Lifetime warranty on frame & suspension

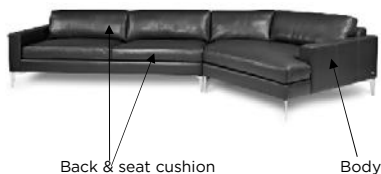
OPTIONS

Wood legs available in Natural Walnut or Gray Ash
 Premium high density, high resiliency foam seats encased in down
 Contrasting back & seat available (two tone):
 If selecting two tone option, price at body cover
 Early Bird delivery available: 20 day delivery

DESCRIPTION	FRAME CODE	# OF PILLOWS	C.O.L.				C.O.M.			
			BODY	BACK & SEAT CUSHION	PILLOWS	TOTAL SQ. FT	BODY	BACK & SEAT CUSHION	PILLOWS	TOTAL YDG
THREE SEAT FULL SIZE SOFA - STANDARD	NSH-SO3-ST	N/A	83	59	N/A	142	8	9	N/A	17
TWO SEAT SMALL SIZE SOFA - STANDARD	NSH-SM2-ST	N/A	73	48	N/A	121	7	8	N/A	15
LOVESEAT - STANDARD	NSH-LVS-ST	N/A	67	40	N/A	107	7	7	N/A	14
LOVESEAT - LEFT ARM SITTING	NSH-LVS-LA	N/A	60	40	N/A	100	6	7	N/A	13
LOVESEAT - RIGHT ARM SITTING	NSH-LVS-RA	N/A	60	40	N/A	100	6	7	N/A	13
LOVESEAT - ARMLESS	NSH-LVS-AA	N/A	54	40	N/A	94	6	7	N/A	13
CHAIR - STANDARD	NSH-CHR-ST	N/A	51	20	N/A	71	5	4	N/A	9
CHAISE - LEFT ARM SITTING	NSH-SCH-LA	N/A	57	32	N/A	89	6	5	N/A	11
CHAISE - RIGHT ARM SITTING	NSH-SCH-RA	N/A	57	32	N/A	89	6	5	N/A	11
90 DEGREE CORNER UNIT	NSH-CNR-ST	N/A	56	37	N/A	93	5	5	N/A	10
OTTOMAN - STANDARD	NSH-OTO-ST	N/A	24	10	N/A	34	2	2	N/A	4

AMERICAN LEATHER BYOC REFERENCE GUIDE

OLIVER



STANDARD FEATURES

- Quick ship - 30 day delivery
- Advanced unidirectional suspension system
- Premium high density, high resiliency foam seats encased in down
- Loose back & seat cushions
- Double needle top stitching
- Polished aluminum legs
- Lifetime warranty on frame & suspension

OPTIONS

- Premium high density, high resiliency foam seat cushions
- Contrasting back & seat available (two tone):
If selecting two tone option, price at body cover
- Early Bird delivery available: 20 day delivery

DESCRIPTION	FRAME CODE	# OF PILLOWS	C.O.L.				C.O.M.			
			BODY	BACK & SEAT CUSHION	PILLOWS	TOTAL SQ. FT	BODY	BACK & SEAT CUSHION	PILLOWS	TOTAL YDG
THREE SEAT FULL SIZE SOFA - STANDARD	OVR-SO3-ST	N/A	71	67	N/A	138	6	8	N/A	14
THREE SEAT FULL SIZE SOFA - LEFT ARM SITTING	OVR-SO3-LA	N/A	58	36	N/A	94	6	8	N/A	14
THREE SEAT FULL SIZE SOFA - RIGHT ARM SITTING	OVR-SO3-RA	N/A	58	36	N/A	94	6	8	N/A	14
THREE SEAT FULL SIZE SOFA - ARMLESS	OVR-SO3-AA	N/A	46	77	N/A	123	5	8	N/A	13
TWO SEAT FULL SIZE SOFA - STANDARD	OVR-SO2-ST	N/A	70	67	N/A	137	6	6	N/A	12
TWO SEAT FULL SIZE SOFA - LEFT ARM SITTING	OVR-SO2-LA	N/A	58	69	N/A	127	5	6	N/A	11
TWO SEAT FULL SIZE SOFA - RIGHT ARM SITTING	OVR-SO2-RA	N/A	58	69	N/A	127	5	6	N/A	11
LOVESEAT - STANDARD	OVR-LVS-ST	N/A	59	48	N/A	107	5	5	N/A	10
LOVESEAT - LEFT ARM SITTING	OVR-LVS-LA	N/A	47	50	N/A	97	5	5	N/A	10
LOVESEAT - RIGHT ARM SITTING	OVR-LVS-RA	N/A	47	50	N/A	97	5	5	N/A	10
CHAIR - STANDARD	OVR-CHR-ST	N/A	47	24	N/A	71	4	3	N/A	7
CHAISE - LEFT ARM SITTING	OVR-SCH-LA	N/A	41	42	N/A	83	4	5	N/A	9
CHAISE - RIGHT ARM SITTING	OVR-SCH-RA	N/A	41	42	N/A	83	4	5	N/A	9
90 DEGREE CORNER UNIT	OVR-CNR-ST	N/A	38	47	N/A	85	5	6	N/A	11
OTTOMAN - STANDARD	OVR-OTO-ST	N/A			N/A	0	2	2	N/A	4
CUDDLER WEDGE - LEFT ARM SITTING	OVR-CWG-LA	N/A	53	61	N/A	114	5	6	N/A	11
CUDDLER WEDGE - RIGHT ARM SITTING	OVR-CWG-RA	N/A	53	61	N/A	114	5	6	N/A	11
SQUARE CORNER RETURN SOFA - LEFT ARM SITTING	OVR-SQS-LA	N/A	72	91	N/A	163	7	12	N/A	19
SQUARE CORNER RETURN SOFA - RIGHT ARM SITTING	OVR-SQS-RA	N/A	72	91	N/A	163	7	12	N/A	19

AMERICAN LEATHER BYOC REFERENCE GUIDE

ORBA



STANDARD FEATURES

Premium high-density, high-resiliency foam seat cushion
 Tight back and loose seat cushion
 Double-needle and single-needle top-stitch
 Lifetime warranty on frame
 Quick-ship delivery

OPTIONS

Metal base available in Antique Brass, Burnished Bronze, or Polished Nickel

DESCRIPTION	FRAME CODE	# OF PILLOWS	C.O.L.				C.O.M.			
			BODY	SEAT CUSHION	PILLOWS	TOTAL SQ. FT	BODY	SEAT CUSHION	PILLOWS	TOTAL YDG
CHAIR - STANDARD	ORA-CHR-ST	0	46	N/A	N/A	46	4	N/A	N/A	4

AMERICAN LEATHER BYOC REFERENCE GUIDE

OSCAR



Body

STANDARD FEATURES

Advanced unidirectional suspension system
 Premium high-density, high-resiliency foam seat
 Tight back and seat cushion
 Single-needle top stitching with thick thread
 Lifetime warranty on frame and suspension


OPTIONS

Metal base available in Antique Brass, Burnished
 Bronze or Polished Nickel finish
 Early Bird delivery available: 20 day delivery

DESCRIPTION	FRAME CODE	# OF PILLOWS	C.O.L.				C.O.M.			
			BODY	BACK & SEAT CUSHION	PILLOWS	TOTAL SQ. FT	BODY	BACK & SEAT CUSHION	PILLOWS	TOTAL YDG
CHAIR - STANDARD	OSC-CHR-ST	N/A	35	N/A	N/A	35	4	N/A	N/A	4

AMERICAN LEATHER BYOC REFERENCE GUIDE

OTIS



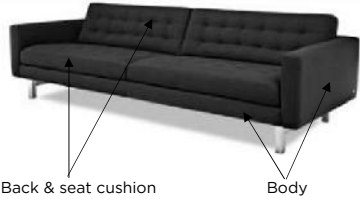
STANDARD FEATURES
 Quick ship - 30 day delivery
 Premium high density, high resiliency foam seat cushion
 Double needle top stitching
 Reversible tray or cushion top
 Storage ottoman
 Casters
 Lifetime warranty on frame

OPTIONS
 Reversible tray available in Natural Walnut or Gray Ash
 Contrasting back & seat available (two tone):
 If selecting two tone option, price at body cover
 Early Bird delivery available: 20 day delivery

DESCRIPTION	FRAME CODE	# OF PILLOWS	C.O.L.				C.O.M.			
			BODY	SEAT CUSHION	PILLOWS	TOTAL SQ. FT	BODY	SEAT CUSHION	PILLOWS	TOTAL YDG
OTTOMAN - STANDARD	OTS-OTO-18	N/A	43	N/A	N/A	43	4	N/A	N/A	4
OTTOMAN - ROUND	OTS-OTO-RD	N/A	43	N/A	N/A	43	3	N/A	N/A	3

AMERICAN LEATHER BYOC REFERENCE GUIDE

PARKER



Back & seat cushion

Body

STANDARD FEATURES

- Quick ship - 30 day delivery
- Advanced unidirectional suspension system
- Premium high density, high resiliency foam seat cushions
- Buttonless tufted seat & back cushions
- Tight back & seat cushions
- Single needle top stitching
- Stainless steel legs
- Lifetime warranty on frame & suspension

OPTIONS

- Wood legs available in Acorn, Espresso, or Walnut finish
- Contrasting back & seat available (two tone):
If selecting two tone option, price at body cover
- Early Bird delivery available: 20 day delivery

**This style not recommended with patterned fabrics requiring flow matching

DESCRIPTION	FRAME CODE	# OF PILLOWS	C.O.L.				C.O.M.			
			BODY	BACK & SEAT CUSHION	PILLOWS	TOTAL SQ. FT	BODY	BACK & SEAT CUSHION	PILLOWS	TOTAL YDG
TWO SEAT FULL SIZE SOFA - STANDARD	PKR-SO2-ST	N/A	65	90	N/A	155	5	7	N/A	12
TWO SEAT MID-SIZE SOFA - STANDARD	PKR-SM2-ST	N/A	60	79	N/A	139	5	6	N/A	11
TWO SEAT MID-SIZE SOFA - LEFT ARM SITTING	PKR-SM2-LA	N/A	49	80	N/A	129	4	6	N/A	10
TWO SEAT MID-SIZE SOFA - RIGHT ARM SITTING	PKR-SM2-RA	N/A	49	80	N/A	129	4	6	N/A	10
TWO SEAT MID-SIZE SOFA - ARMLESS	PKR-SM2-AA	N/A	37	82	N/A	119	3	6	N/A	9
CHAIR - STANDARD	PKR-CHR-ST	N/A	43	34	N/A	77	4	3	N/A	7
OTTOMAN - STANDARD	PKR-OTO-ST	N/A	11	28	N/A	39	2	2	N/A	4
SMALL CHAISE - LEFT ARM SITTING	PKR-SCH-LA	N/A	39	63	N/A	102	4	4	N/A	8
SMALL CHAISE - RIGHT ARM SITTING	PKR-SCH-RA	N/A	39	63	N/A	102	4	4	N/A	8
SQUARE CORNER RETURN SOFA - LEFT ARM SITTING	PKR-SQS-LA	N/A	70	124	N/A	194	8	8	N/A	16
SQUARE CORNER RETURN SOFA - RIGHT ARM SITTING	PKR-SQS-RA	N/A	70	124	N/A	194	8	8	N/A	16

AMERICAN LEATHER BYOC REFERENCE GUIDE

PARMA



STANDARD FEATURES

- Premium high-density, high-resiliency foam seat cushion
- Tight back and seat cushion
- Double-needle and single-needle top-stitch with thick thread
- Down-filled lumbar pillow
- Lifetime warranty on frame
- Quick-ship delivery

OPTIONS

- Metal base available in Antique Brass, Burnished Bronze, or Polished Nickel

DESCRIPTION	FRAME CODE	# OF PILLOWS	C.O.L.				C.O.M.			
			BODY	SEAT CUSHION	PILLOWS	TOTAL SQ. FT	BODY	SEAT CUSHION	PILLOWS	TOTAL YDG
CHAIR - STANDARD	PRA-CHR-ST	1	53	N/A	N/A	53	5	N/A	N/A	5

AMERICAN LEATHER BYOC REFERENCE GUIDE

PETRA



Body

STANDARD FEATURES

- Premium high-density, high-resiliency foam seat cushion
- Buttonless tufting
- Single-needle top-stitch
- Lifetime warranty on frame
- Quick-ship delivery


OPTIONS

- Metal base available in Antique Brass, Burnished Bronze, or Polished Nickel

DESCRIPTION	FRAME CODE	# OF PILLOWS	C.O.L.				C.O.M.				
			BODY	SEAT CUSHION	PILLOWS	TOTAL SQ. FT	BODY	SEAT CUSHION	PILLOWS	TOTAL YDG	
CHAIR - SWIVEL											


AMERICAN LEATHER BYOC REFERENCE GUIDE

REX

	<p>STANDARD FEATURES: Quick ship - 30 day delivery Advanced unidirectional suspension system Premium high density, high resiliency foam seat cushion Buttonless tufting</p> <p>Single needle top stitching Welt cord trim on top & bottom Brushed stainless steel legs Lifetime warranty on frame</p>		<p>OPTIONS Wood legs available in Acorn, Espresso, or Walnut finish Early Bird delivery available: 20 day delivery</p> <p>**This style not recommended with patterned fabrics requiring flow matching</p>																		
	<p>DESCRIPTION</p>		<p>FRAME CODE</p>		<p># OF PILLOWS</p>		<p>C.O.L.</p>				<p>C.O.M.</p>										
						<p>BODY</p>		<p>BACK & SEAT CUSHION</p>		<p>PILLOWS</p>		<p>TOTAL SQ. FT</p>		<p>BODY</p>		<p>BACK & SEAT CUSHION</p>		<p>PILLOWS</p>		<p>TOTAL YDG</p>	
<p>OTTOMAN - STANDARD</p>		<p>REX-OTO-66</p>		<p>N/A</p>		<p>39</p>		<p>N/A</p>		<p>N/A</p>		<p>39</p>		<p>3</p>		<p>N/A</p>		<p>N/A</p>		<p>3</p>	

AMERICAN LEATHER BYOC REFERENCE GUIDE

SAVINO



STANDARD FEATURES

- Quick ship - 30 day delivery
- Advanced unidirectional suspension system
- Premium high density, high resiliency foam seats encased in down
- Loose back & seat cushions
- Double needle top stitching
- Brushed stainless steel legs
- Lifetime warranty on frame & suspension

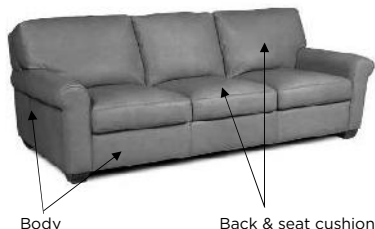
OPTIONS

- Premium high density, high resiliency foam seat cushions
- Contrasting back & seat available (two tone):
If selecting two tone option, price at body cover
- Early Bird delivery available: 20 day delivery

DESCRIPTION	FRAME CODE	# OF PILLOWS	C.O.L.				C.O.M.			
			BODY	BACK & SEAT CUSHION	PILLOWS	TOTAL SQ. FT	BODY	BACK & SEAT CUSHION	PILLOWS	TOTAL YDG
THREE SEAT FULL SIZE SOFA - STANDARD	SNO-SO3-ST	N/A	76	83	N/A	159	6	8	N/A	14
THREE SEAT FULL SIZE SOFA - LEFT ARM SITTING	SNO-SO3-LA	N/A	68	83	N/A	151	6	8	N/A	14
THREE SEAT FULL SIZE SOFA - RIGHT ARM SITTING	SNO-SO3-RA	N/A	68	83	N/A	151	6	8	N/A	14
THREE SEAT FULL SIZE SOFA - ARMLESS	SNO-SO3-AA	N/A	60	83	N/A	143	5	8	N/A	13
TWO SEAT FULL SIZE SOFA - STANDARD	SNO-SO2-ST	N/A	70	68	N/A	138	6	7	N/A	13
TWO SEAT FULL SIZE SOFA - LEFT ARM SITTING	SNO-SO2-LA	N/A	56	68	N/A	124	5	7	N/A	12
TWO SEAT FULL SIZE SOFA - RIGHT ARM SITTING	SNO-SO2-RA	N/A	56	68	N/A	123	5	7	N/A	12
TWO SEAT FULL SIZE SOFA - ARMLESS	SNO-SO2-AA	N/A	49	68	N/A	117	5	7	N/A	12
LOVESEAT - STANDARD	SNO-LVS-ST	N/A	65	55	N/A	120	5	6	N/A	11
LOVESEAT - LEFT ARM SITTING	SNO-LVS-LA	N/A	51	55	N/A	106	5	6	N/A	11
LOVESEAT - RIGHT ARM SITTING	SNO-LVS-RA	N/A	51	55	N/A	106	5	6	N/A	11
LOVESEAT - ARMLESS	SNO-LVS-AA	N/A	44	55	N/A	99	4	6	N/A	10
CHAIR - STANDARD	SNO-CHR-ST	N/A	51	28	N/A	79	4	3	N/A	7
CHAIR - LEFT ARM SITTING	SNO-CHR-LA	N/A	41	28	N/A	69	3	3	N/A	6
CHAIR - RIGHT ARM SITTING	SNO-CHR-RA	N/A	41	28	N/A	69	3	3	N/A	6
CHAIR - ARMLESS	SNO-CHR-AA	N/A	32	28	N/A	60	3	3	N/A	6
OTTOMAN - STANDARD	SNO-OTO-ST	N/A	13	19	N/A	32	1	2	N/A	3
90 DEGREE SQUARE CORNER UNIT	SNO-CNR-SQ	N/A	48	52	N/A	100	5	6	N/A	11
SMALL CHAISE - LEFT ARM SITTING	SNO-SCH-LA	N/A	45	55	N/A	100	4	6	N/A	10
SMALL CHAISE - RIGHT ARM SITTING	SNO-SCH-RA	N/A	45	55	N/A	100	4	6	N/A	10
SQUARE CORNER RETURN SOFA - LEFT ARM SITTING	SNO-SQS-LA	N/A	106	113	N/A	219	8	10	N/A	18
SQUARE CORNER RETURN SOFA - RIGHT ARM SITTING	SNO-SQS-RA	N/A	106	113	N/A	219	8	10	N/A	18

AMERICAN LEATHER BYOC REFERENCE GUIDE

SAVOY



STANDARD FEATURES

- Quick ship - 30 day delivery
- Advanced unidirectional suspension system
- Premium high density, high resiliency foam seat cushions
- Loose back & seat cushions
- Double needle top stitching
- Welt cord trim on front arms
- Lifetime warranty on frame & suspension

OPTIONS

- Wood legs available in Acorn, Espresso or Walnut finish
- Premium high density, high resiliency foam seats encased in down (\$165 Upcharge per seat, \$225 Upcharge for chaise)
- Extra firm premium high density, high resiliency foam seat cushions (\$75 upcharge per seat, \$120 upcharge for chaise)
- Ottoman casters available
- Contrasting back & seat available (two tone):
If selecting two tone option, price at body cover
- Early Bird delivery available: 20 day delivery

DESCRIPTION	FRAME CODE	# OF PILLOWS	C.O.L.				C.O.M.			
			BODY	BACK & SEAT CUSHION	PILLOWS	TOTAL SQ. FT	BODY	BACK & SEAT CUSHION	PILLOWS	TOTAL YDG
THREE SEAT FULL SIZE SOFA - STANDARD	SVY-SO3-ST	N/A	87	80	N/A	167	8	7	N/A	15
THREE SEAT FULL SIZE SOFA - LEFT ARM SITTING	SVY-SO3-LA	N/A	71	81	N/A	152	7	7	N/A	14
THREE SEAT FULL SIZE SOFA - RIGHT ARM SITTING	SVY-SO3-RA	N/A	71	81	N/A	152	7	7	N/A	14
THREE SEAT FULL SIZE SOFA - ARMLESS	SVY-SO3-AA	N/A	56	81	N/A	137	6	7	N/A	13
LOVESEAT - STANDARD	SVY-LVS-ST	N/A	73	54	N/A	127	7	6	N/A	13
LOVESEAT - LEFT ARM SITTING	SVY-LVS-LA	N/A	57	55	N/A	112	6	6	N/A	12
LOVESEAT - RIGHT ARM SITTING	SVY-LVS-RA	N/A	57	55	N/A	112	6	6	N/A	12
LOVESEAT - ARMLESS	SVY-LVS-AA	N/A	42	55	N/A	97	4	6	N/A	10
CHAIR - STANDARD	SVY-CHR-ST	N/A	59	29	N/A	88	5	4	N/A	9
CHAIR - LEFT ARM SITTING	SVY-CHR-LA	N/A	43	29	N/A	72	4	4	N/A	8
CHAIR - RIGHT ARM SITTING	SVY-CHR-RA	N/A	43	29	N/A	72	4	4	N/A	8
CHAIR - ARMLESS	SVY-CHR-AA	N/A	28	30	N/A	58	3	4	N/A	7
CHAIR - SWIVEL	SVY-CHS-ST	N/A	59	29	N/A	88	5	4	N/A	9
OTTOMAN - STANDARD	SVY-OTO-ST	N/A	21	14	N/A	35	2	2	N/A	4
STORAGE OTTOMAN - STANDARD	SVY-STO-ST	N/A	12	18	N/A	30	2	2	N/A	4
STORAGE OTTOMAN - DOUBLE WIDE	SVY-STO-DW	N/A	17	28	N/A	45	2	2	N/A	4
RECLINER - STANDARD PUSH ARM	SVY-REC-ST	N/A	72	31	N/A	103	6	3	N/A	9
RECLINER - STANDARD PUSH ARM SWIVEL	SVY-REC-SW	N/A	76	31	N/A	107	6	3	N/A	9
90 DEGREE ROUND CORNER UNIT	SVY-CNR-ST	N/A	46	50	N/A	96	6	7	N/A	13
90 DEGREE SQUARE CORNER UNIT	SVY-CNR-SQ	N/A	46	46	N/A	92	7	6	N/A	13
45 DEGREE WEDGE UNIT - LEFT ARM SITTING	SVY-WDG-LA	N/A	70	66	N/A	136	7	9	N/A	16
45 DEGREE WEDGE UNIT - RIGHT ARM SITTING	SVY-WDG-RA	N/A	70	66	N/A	136	7	9	N/A	16
45 DEGREE WEDGE UNIT - ARMLESS	SVY-WDG-AA	N/A	54	66	N/A	120	6	9	N/A	15
SMALL CHAISE - LEFT ARM SITTING	SVY-SCH-LA	N/A	53	47	N/A	100	5	5	N/A	10
SMALL CHAISE - RIGHT ARM SITTING	SVY-SCH-RA	N/A	53	47	N/A	100	5	5	N/A	10
SQUARE CORNER RETURN SOFA - LEFT ARM SITTING	SVY-SQS-LA	N/A	89	99	N/A	188	10	12	N/A	22
SQUARE CORNER RETURN SOFA - RIGHT ARM SITTING	SVY-SQS-RA	N/A	89	99	N/A	188	10	12	N/A	22

AMERICAN LEATHER BYOC REFERENCE GUIDE

SHAW BED



STANDARD FEATURES

Quick ship - 30 day delivery
 Premium high density, high resiliency foam
 Buttonless tufting
 Bed includes upholstered headboard & platform
 Single needle top stitching
 Lifetime warranty on frame
 Platform bed; no box spring required

OPTIONS

Wood legs available in Acorn, Espresso or Walnut finish
 Early Bird delivery available: 20 day delivery

**This style not recommended with patterned fabrics
 requiring flow matching

DESCRIPTION	FRAME CODE	# OF PILLOWS	C.O.L.				C.O.M.			
			BODY	BACK & SEAT CUSHION	PILLOWS	TOTAL SQ. FT	BODY	BACK & SEAT CUSHION	PILLOWS	TOTAL YDG
BED - KING SIZE - STANDARD	SHA-BED-KG	N/A	157	N/A	N/A	157	12	N/A	N/A	12
BED - CALIFORNIA KING SIZE - STANDARD	SHA-BED-CK	N/A	153	N/A	N/A	153	12	N/A	N/A	12
BED - QUEEN SIZE - STANDARD	SHA-BED-QN	N/A	136	N/A	N/A	136	12	N/A	N/A	12
BED - FULL SIZE - STANDARD	SHA-BED-FL	N/A	126	N/A	N/A	126	11	N/A	N/A	11
BED - KING SIZE - TALL	SHA-BED-KT	N/A	177	N/A	N/A	177	11	N/A	N/A	11
BED - CALIFORNIA KING SIZE - TALL	SHA-BED-CT	N/A	174	N/A	N/A	174	11	N/A	N/A	11
BED - QUEEN SIZE - TALL	SHA-BED-QT	N/A	154	N/A	N/A	154	10	N/A	N/A	10
BED - FULL SIZE - TALL	SHA-BED-FT	N/A	148	N/A	N/A	148	10	N/A	N/A	10

AMERICAN LEATHER BYOC REFERENCE GUIDE

SHELL



STANDARD FEATURES

Advanced unidirectional suspension system
 Premium high-density, high-resiliency foam seat cushions
 Loose arm, back and seat cushions
 Single-needle top-stitch
 Lifetime warranty on frame and suspension
 Quick-ship delivery

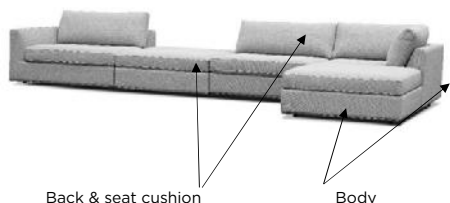
OPTIONS

Back and seat cushion decorative detail options: Plain or Tufted
 Premium high-density, high-resiliency foam seat cushions encased in down
 Tacks available in Antique Brass, Chrome or Pewter finish
 Wood Legs available in Acorn, Espresso or Walnut finish

DESCRIPTION	FRAME CODE	# OF PILLOWS	C.O.L.				C.O.M.			
			BODY	BACK & SEAT CUSHION	PILLOWS	TOTAL SQ. FT	BODY	BACK & SEAT CUSHION	PILLOWS	TOTAL YDG
THREE SEAT FULL SIZE SOFA - STANDARD	SLL-SO3-ST	N/A	214	N/A	N/A	214	17	N/A	N/A	17
THREE SEAT FULL SIZE SOFA - L/A SITTING	SLL-SO3-LA	N/A	196	N/A	N/A	196	16	N/A	N/A	16
THREE SEAT FULL SIZE SOFA - R/A SITTING	SLL-SO3-RA	N/A	196	N/A	N/A	196	16	N/A	N/A	16
THREE SEAT FULL SIZE SOFA - ARMLESS	SLL-SO3-AA	N/A	180	N/A	N/A	180	13	N/A	N/A	13
TWO SEAT FULL SIZE SOFA - STANDARD	SLL-SO2-ST	N/A	189	N/A	N/A	189	16	N/A	N/A	16
TWO SEAT FULL SIZE SOFA - L/A SITTING	SLL-SO2-LA	N/A	172	N/A	N/A	172	15	N/A	N/A	15
TWO SEAT FULL SIZE SOFA - R/A SITTING	SLL-SO2-RA	N/A	172	N/A	N/A	172	15	N/A	N/A	15
TWO SEAT FULL SIZE SOFA - ARMLESS	SLL-SO2-AA	N/A	161	N/A	N/A	161	14	N/A	N/A	14
TWO SEAT MID SIZE SOFA - STANDARD	SLL-SM2-ST	N/A	170	N/A	N/A	170	15	N/A	N/A	15
TWO SEAT MID SIZE SOFA - L/A SITTING	SLL-SM2-LA	N/A	154	N/A	N/A	154	14	N/A	N/A	14
TWO SEAT MID SIZE SOFA - R/A SITTING	SLL-SM2-RA	N/A	154	N/A	N/A	154	14	N/A	N/A	14
TWO SEAT MID SIZE SOFA - ARMLESS	SLL-SM2-AA	N/A	144	N/A	N/A	144	12	N/A	N/A	12
TWO SEAT MID SIZE SOFA - STANDARD	SLL-LVS-ST	N/A	160	N/A	N/A	160	14	N/A	N/A	14
TWO SEAT MID SIZE SOFA - L/A SITTING	SLL-LVS-LA	N/A	144	N/A	N/A	144	13	N/A	N/A	13
TWO SEAT MID SIZE SOFA - R/A SITTING	SLL-LVS-RA	N/A	144	N/A	N/A	144	13	N/A	N/A	13
TWO SEAT MID SIZE SOFA - ARMLESS	SLL-LVS-AA	N/A	131	N/A	N/A	131	11	N/A	N/A	11
CHAIR - STANDARD	SLL-CHR-ST	N/A	96	N/A	N/A	96	8	N/A	N/A	8
CHAIR - SWIVEL	SLL-CHS-ST	N/A	96	N/A	N/A	96	8	N/A	N/A	8
CHAIR - L/A SITTING	SLL-CHR-LA	N/A	82	N/A	N/A	82	7	N/A	N/A	7
CHAIR - R/A SITTING	SLL-CHR-RA	N/A	82	N/A	N/A	82	7	N/A	N/A	7
CHAIR - ARMLESS	SLL-CHR-AA	N/A	64	N/A	N/A	64	5	N/A	N/A	5
OTTOMAN - STANDARD	SLL-OTO-ST	N/A	63	N/A	N/A	63	5	N/A	N/A	5
90 DEGREE SQUARE CORNER UNIT	SLL-CNR-SQ	N/A	82	N/A	N/A	82	7	N/A	N/A	7
SMALL CHAISE - L/A SITTING	SLL-SCH-LA	N/A	128	N/A	N/A	128	11	N/A	N/A	11
SMALL CHAISE - R/A SITTING	SLL-SCH-RA	N/A	128	N/A	N/A	128	12	N/A	N/A	12
LARGE CHAISE - L/A SITTING	SLL-LCH-LA	N/A	140	N/A	N/A	140	12	N/A	N/A	12
LARGE CHAISE - R/A SITTING	SLL-LCH-RA	N/A	140	N/A	N/A	140	12	N/A	N/A	12
SMALL BUMPER CHAISE - LEFT ARM SITTING	SLL-SBC-LA	N/A	177	N/A	N/A	177	15	N/A	N/A	15
SMALL BUMPER CHAISE - RIGHT ARM SITTING	SLL-SBC-RA	N/A	177	N/A	N/A	177	15	N/A	N/A	15

AMERICAN LEATHER BYOC REFERENCE GUIDE

SIENA



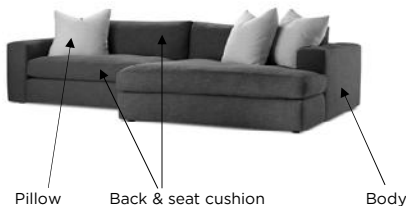
STANDARD FEATURES
 Advanced unidirectional suspension system
 Premium high-density, high-resiliency foam seat cushions
 Premium down-filled back cushions
 Loose back and seat cushions
 Double-needle top-stitch
 Lifetime warranty on frame and suspension
 Quick-ship delivery

OPTIONS
 Metal base available in Antique Brass, Burnished Bronze, or Polished Nickel
 Premium fiber-filled back cushions
 Extra-firm premium high-density, high-resiliency foam seat cushions
 Contrasting welt detail available

DESCRIPTION	FRAME CODE	# OF PILLOWS	C.O.L.				C.O.M.			
			BODY	BACK & SEAT CUSHION	PILLOWS	TOTAL SQ. FT	BODY	BACK & SEAT CUSHION	PILLOWS	TOTAL YDG
GRAND TWO SEAT FULL SIZE SOFA - STANDARD	SIE-S2L-ST	0	220	N/A	N/A	220	12	N/A	N/A	12
GRAND CHAIR - STANDARD	SIE-CHL-ST	0	135	N/A	N/A	135	11	N/A	N/A	11
GRAND CHAIR AND A HALF - LEFT ARM SITTING	SIE-CHL-LA	0	118	N/A	N/A	118	10	N/A	N/A	10
GRAND CHAIR AND A HALF - RIGHT ARM SITTING	SIE-CHL-RA	0	118	N/A	N/A	118	10	N/A	N/A	10
GRAND CHAIR AND A HALF ARMLESS	SIE-CHL-AA	0	98	N/A	N/A	98	9	N/A	N/A	9
GRAND CORNER SQUARE	SIE-CNL-SQ	0	118	N/A	N/A	118	10	N/A	N/A	10
STUDIO TWO SEAT FULL SIZE SOFA - STANDARD	SIE-S2P-ST	0	210	N/A	N/A	210	18	N/A	N/A	18
STUDIO CHAIR - STANDARD	SIE-CHP-ST	0	125	N/A	N/A	125	10	N/A	N/A	10
STUDIO CHAIR AND A HALF - LEFT ARM SITTING	SIE-CHP-LA	0	108	N/A	N/A	108	9	N/A	N/A	9
STUDIO CHAIR AND A HALF - RIGHT ARM SITTING	SIE-CHP-RA	0	108	N/A	N/A	108	9	N/A	N/A	9
STUDIO CHAIR AND A HALF ARMLESS	SIE-CHP-AA	0	89	N/A	N/A	89	8	N/A	N/A	8
STUDIO OTTOMAN SQUARE	SIE-OTP-ST	0	64	N/A	N/A	64	5	N/A	N/A	5
GRAND OTTOMAN SQUARE	SIE-OTL-ST	0	77	N/A	N/A	77	6	N/A	N/A	6
STUDIO CORNER SQUARE	SIE-CNP-SQ	0	101	N/A	N/A	101	9	N/A	N/A	9

AMERICAN LEATHER BYOC REFERENCE GUIDE

STEVE



STANDARD FEATURES

Quick ship - 30 day delivery
 Advanced unidirectional suspension system
 Premium high density, high resiliency foam seats encased in down
 Loose back & seat cushions
 Double needle top stitching
 Recessed plastic feet
 Includes throw pillows measures 23" x 23"
 Lifetime warranty on frame & suspension

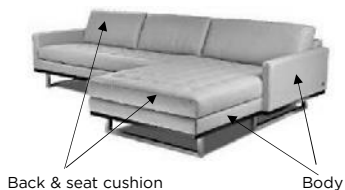
OPTIONS

Premium high density, high resiliency foam seats encased in down (\$165 Upcharge per seat, \$225 Upcharge for chaise)
 Extra firm premium high density, high resiliency foam seat cushions (\$75 upcharge per seat, \$120 upcharge for chaise)
 Additional throw pillows available: PLW-SQR-23
 Contrasting back & seat available (two tone):
 If selecting two tone option, price at body cover
 Early Bird delivery available: 20 day delivery

DESCRIPTION	FRAME CODE	# OF PILLOWS	C.O.L.				C.O.M.			
			BODY	BACK & SEAT CUSHION	PILLOWS	TOTAL SQ. FT	BODY	BACK & SEAT CUSHION	PILLOWS	TOTAL YDG
TWO SEAT FULL SIZE SOFA - STANDARD	STV-SO2-ST	2	98	85	18	201	8	9	2	19
TWO SEAT FULL SIZE SOFA - LEFT ARM SITTING	STV-SO2-LA	1	78	88	9	175	7	9	1	17
TWO SEAT FULL SIZE SOFA - RIGHT ARM SITTING	STV-SO2-RA	1	78	88	9	175	7	9	1	17
TWO SEAT FULL SIZE SOFA - ARMLESS	STV-SO2-AA	1	58	92	9	159	6	9	1	16
LOVESEAT - STANDARD	STV-LVS-ST	2	81	50	18	149	7	6	2	15
LOVESEAT - LEFT ARM SITTING	STV-LVS-LA	1	61	54	9	124	5	6	1	12
LOVESEAT - RIGHT ARM SITTING	STV-LVS-RA	1	61	54	9	124	5	6	1	12
LOVESEAT - ARMLESS	STV-LVS-AA	1	41	57	9	107	3	6	1	10
CHAIR - STANDARD	STV-CHR-ST	1	70	37	9	116	6	4	1	11
OTTOMAN - STANDARD	STV-OTO-ST	N/A	25	39	N/A	64	3	3	N/A	6
90 DEGREE SQUARE CORNER UNIT	STV-CNR-SQ	1	47	55	9	111	4	6	1	11
SMALL CHAISE - LEFT ARM SITTING	STV-SCH-LA	2	69	75	18	162	6	9	2	17
SMALL CHAISE - RIGHT ARM SITTING	STV-SCH-RA	2	69	75	18	162	6	9	2	17
SQUARE CORNER RETURN SOFA - LEFT ARM SITTING	STV-SQS-LA	1	93	108	9	210	11	11	1	23
SQUARE CORNER RETURN SOFA - RIGHT ARM SITTING	STV-SQS-RA	1	93	108	9	210	11	11	1	23
ADDITIONAL PILLOW	PLW-SQR-23	1	9	N/A	N/A	9	1	N/A	N/A	1

AMERICAN LEATHER BYOC REFERENCE GUIDE

TRISTAN



STANDARD FEATURES

Quick ship - 30 day delivery
 Advanced unidirectional suspension system
 Premium high density, high resiliency foam back & seat cushions
 Buttonless tufted seat cushions
 Tight back & seat cushion
 Single needle top stitching
 Brushed stainless steel legs
 Lifetime warranty on frame & suspension

OPTIONS


Wood base available in Acorn, Espresso, or Walnut finish
 Contrasting back & seat available (two tone):
 If selecting two tone option, price at body cover
 Early Bird delivery available: 20 day delivery

**This style not recommended with patterned fabrics requiring flow matching

DESCRIPTION	FRAME CODE	# OF PILLOWS	C.O.L.				C.O.M.			
			BODY	BACK & SEAT CUSHION	PILLOWS	TOTAL SQ. FT	BODY	BACK & SEAT CUSHION	PILLOWS	TOTAL YDG
THREE SEAT FULL SIZE SOFA - STANDARD	TTN-SO3-ST	N/A	68	92	N/A	160	6	7	N/A	13
TWO SEAT FULL SIZE SOFA - STANDARD	TTN-SO2-ST	N/A	62	73	N/A	135	6	6	N/A	12
TWO SEAT FULL SIZE SOFA - LEFT ARM SITTING	TTN-SO2-LA	N/A	52	73	N/A	125	5	6	N/A	11
TWO SEAT FULL SIZE SOFA - RIGHT ARM SITTING	TTN-SO2-RA	N/A	52	73	N/A	125	5	6	N/A	11
TWO SEAT FULL SIZE SOFA - ARMLESS	TTN-SO2-AA	N/A	46	73	N/A	119	5	6	N/A	11
TWO SEAT MID-SIZE SOFA - STANDARD	TTN-SM2-ST	N/A	58	63	N/A	121	5	5	N/A	10
TWO SEAT MID-SIZE SOFA - LEFT ARM SITTING	TTN-SM2-LA	N/A	45	63	N/A	108	4	5	N/A	9
TWO SEAT MID-SIZE SOFA - RIGHT ARM SITTING	TTN-SM2-RA	N/A	45	63	N/A	108	4	5	N/A	9
TWO SEAT MID-SIZE SOFA - ARMLESS	TTN-SM2-AA	N/A	41	63	N/A	104	4	5	N/A	9
CHAIR - STANDARD	TTN-CHR-ST	N/A	43	33	N/A	76	3	3	N/A	6
OTTOMAN - STANDARD	TTN-OTO-ST	N/A	16	19	N/A	35	1	2	N/A	3
SMALL CHAISE - LEFT ARM SITTING	TTN-SCH-LA	N/A	39	62	N/A	101	3	5	N/A	8
SMALL CHAISE - RIGHT ARM SITTING	TTN-SCH-RA	N/A	39	62	N/A	101	3	5	N/A	8
SQUARE CORNER RETURN SOFA - LEFT ARM SITTING	TTN-SQS-LA	N/A	85	105	N/A	190	8	9	N/A	17
SQUARE CORNER RETURN SOFA - RIGHT ARM SITTING	TTN-SQS-RA	N/A	85	105	N/A	190	8	9	N/A	17

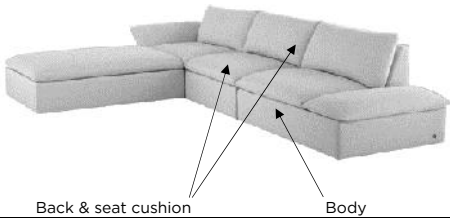
AMERICAN LEATHER BYOC REFERENCE GUIDE

UNO

 <p>Body Seat Cushion</p>		<p>STANDARD FEATURES Quick ship - 30 day delivery Premium high density, high resiliency foam seat cushion Double needle top stitching Reversible wood tray or cushion top Storage ottoman Casters Lifetime warranty on frame</p>				<p>OPTIONS Wood tray available in Acorn, Espresso or Walnut finish Contrasting back & seat available (two tone): If selecting two tone option, price at body cover Early Bird delivery available: 20 day delivery</p>				
DESCRIPTION	FRAME CODE	# OF PILLOWS	C.O.L.				C.O.M.			
			BODY	SEAT CUSHION	PILLOWS	TOTAL SQ. FT	BODY	SEAT CUSHION	PILLOWS	TOTAL YDG
OTTOMAN	UNO-OTO-18	N/A	44	N/A	N/A	44	4	N/A	N/A	4
OTTOMAN - ROUND	UNO-OTO-RD	N/A	44	N/A	N/A	44	4	N/A	N/A	4

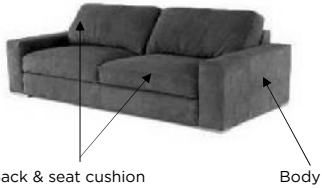
AMERICAN LEATHER BYOC REFERENCE GUIDE

VERSA

	STANDARD FEATURES					OPTIONS				
	Advanced unidirectional suspension system Premium high-density, high-resiliency foam seat and back cushions encased in down Adjustable height down-filled arm cushions Loose back cushions Semi-attached seat cushions Knife edge detailing on cushions Recessed floating legs Lifetime warranty on frame and suspension					Early Bird delivery available: 20 day delivery				
DESCRIPTION	FRAME CODE	# OF PILLOWS	C.O.L.				C.O.M.			
			BODY	BACK & SEAT CUSHION	PILLOWS	TOTAL SQ. FT	BODY	BACK & SEAT CUSHION	PILLOWS	TOTAL YDG
GRAND CHAIR AND A HALF - LEFT ARM SITTING	VRS-C2L-LA	N/A	57	67	N/A	124	5	5	N/A	10
GRAND CHAIR AND A HALF - RIGHT ARM SITTING	VRS-C2L-RA	N/A	57	67	N/A	124	5	5	N/A	10
GRAND CHAIR AND A HALF ARMLESS	VRS-C2L-AA	N/A	43	48	N/A	92	4	4	N/A	8
GRAND OTTOMAN SQUARE	VRS-OTL-43	N/A	30	34	N/A	65	3	2	N/A	5
GRAND OTTOMAN RECTANGLE	VRS-OTL-59	N/A	28	28	N/A	56	3	2	N/A	5
GRAND CORNER SQUARE	VRS-CNL-SQ	N/A	54	56	N/A	110	5	5	N/A	10
STUDIO CHAIR AND A HALF - LEFT ARM SITTING	VRS-C2P-LA	N/A	46	50	N/A	95	4	4	N/A	8
STUDIO CHAIR AND A HALF - RIGHT ARM SITTING	VRS-C2P-RA	N/A	46	50	N/A	95	4	4	N/A	8
STUDIO CHAIR AND A HALF ARMLESS	VRS-C2P-AA	N/A	35	35	N/A	70	4	3	N/A	7
STUDIO OTTOMAN SQUARE	VRS-OTP-34	N/A	24	24	N/A	48	3	2	N/A	5
STUDIO OTTOMAN RECTANGLE	VRS-OTP-49	N/A	29	32	N/A	61	3	2	N/A	5
STUDIO CORNER SQUARE	VRS-CNP-SQ	N/A	44	41	N/A	85	4	4	N/A	8

AMERICAN LEATHER BYOC REFERENCE GUIDE

WESTCHESTER



STANDARD FEATURES

Quick ship - 30 day delivery
 Advanced unidirectional suspension system
 Premium high density, high resiliency foam seats
 encased in down
 Loose back & seat cushions
 Single needle top stitching
 Brushed stainless steel legs
 Lifetime warranty on frame & suspension

OPTIONS

Wood legs available in Acorn, Espresso or Walnut finish
 Contrasting back & seat available (two tone):
 If selecting two tone option, price at body cover
 Early Bird delivery available: 20 day delivery

DESCRIPTION	FRAME CODE	# OF PILLOWS	C.O.L.				C.O.M.			
			BODY	BACK & SEAT CUSHION	PILLOWS	TOTAL SQ. FT	BODY	BACK & SEAT CUSHION	PILLOWS	TOTAL YDG
TWO SEAT FULL SIZE SOFA - STANDARD	WST-SO2-ST	N/A	86	76	N/A	162	7	8	N/A	15
TWO SEAT FULL SIZE SOFA - LEFT ARM SITTING	WST-SO2-LA	N/A	95	111	N/A	206	6	9	N/A	15
TWO SEAT FULL SIZE SOFA - RIGHT ARM SITTING	WST-SO2-RA	N/A	95	111	N/A	206	6	9	N/A	15
TWO SEAT FULL SIZE SOFA - ARMLESS	WST-SO2-AA	N/A	52	80	N/A	132	6	8	N/A	14
LOVESEAT - STANDARD	WST-LVS-ST	N/A	81	78	N/A	159	6	7	N/A	13
LOVESEAT - LEFT ARM SITTING	WST-LVS-LA	N/A	62	78	N/A	140	5	7	N/A	12
LOVESEAT - RIGHT ARM SITTING	WST-LVS-RA	N/A	62	78	N/A	140	5	7	N/A	12
LOVESEAT - ARMLESS	WST-LVS-AA	N/A	44	67	N/A	111	5	7	N/A	12
CHAIR - STANDARD	WST-CHR-ST	N/A	63	50	N/A	113	6	4	N/A	10
CHAIR - LEFT ARM SITTING	WST-CHR-LA	N/A	46	32	N/A	78	4	4	N/A	8
CHAIR - RIGHT ARM SITTING	WST-CHR-RA	N/A	46	32	N/A	78	4	4	N/A	8
CHAIR - ARMLESS	WST-CHR-AA	N/A	29	34	N/A	63	3	4	N/A	7
CHAIR AND A HALF - LEFT ARM SITTING	WST-CH2-LA	N/A	32	4	N/A	36	46	4	N/A	50
CHAIR AND A HALF - RIGHT ARM SITTING	WST-CH2-RA	N/A	32	4	N/A	36	46	4	N/A	50
CHAIR AND A HALF - ARMLESS	WST-CH2-AA	N/A	34	4	N/A	38	29	3	N/A	32
OTTOMAN - STANDARD	WST-OTO-ST	N/A	16	24	N/A	40	2	2	N/A	4
90 DEGREE ROUND CORNER UNIT	WST-CNR-ST	N/A	45	56	N/A	101	5	7	N/A	12
90 DEGREE SQUARE CORNER UNIT	WST-CNR-SQ	N/A	45	52	N/A	97	4	6	N/A	10
45 DEGREE WEDGE UNIT - LEFT ARM SITTING	WST-WDG-LA	N/A	73	80	N/A	153	7	10	N/A	17
45 DEGREE WEDGE UNIT - RIGHT ARM SITTING	WST-WDG-RA	N/A	73	80	N/A	153	7	10	N/A	17
45 DEGREE WEDGE UNIT - ARMLESS	WST-WDG-AA	N/A	63	51	N/A	114	5	9	N/A	14
SMALL CHAISE - LEFT ARM SITTING	WST-SCH-LA	N/A	56	57	N/A	113	5	6	N/A	11
SMALL CHAISE - RIGHT ARM SITTING	WST-SCH-RA	N/A	56	57	N/A	113	5	6	N/A	11
SQUARE CORNER RETURN SOFA - LEFT ARM SITTING	WST-SQS-LA	N/A	95	111	N/A	206	8	12	N/A	20
SQUARE CORNER RETURN SOFA - RIGHT ARM SITTING	WST-SQS-RA	N/A	95	111	N/A	206	8	12	N/A	20

AMERICAN LEATHER BYOC REFERENCE GUIDE

WYATT



STANDARD FEATURES

- Premium high-density, high-resiliency foam seat cushion
- Tight back and seat cushion
- Welt cord trim
- Double-needle top-stitch
- Lifetime warranty on frame
- Quick-ship delivery

OPTIONS

- Contrasting welt detail available
- Metal base available in Antique Brass, Burnished Bronze, or Polished Nickel

DESCRIPTION	FRAME CODE	# OF PILLOWS	C.O.L.				C.O.M.				
			BODY	SEAT CUSHION	PILLOWS	TOTAL SQ. FT	BODY	SEAT CUSHION	PILLOWS	TOTAL YDG	
CHAIR - SWIVEL											

AUSTIN



STANDARD FEATURES

Advanced unidirectional suspension system
 Premium high-density, high-resiliency foam seat cushions
 Single-needle top-stitch
 In-arm control panel includes 2-amp USB charging port
 Stationary armless seats
 Lifetime warranty on frame and suspension
 Five-year warranty on mechanism
 Three-year warranty on motor
 Quick-ship delivery

OPTIONS

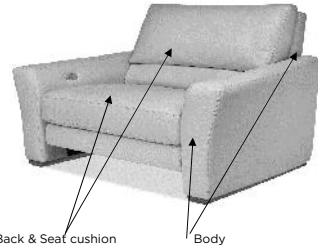
Premium high-density, high-resiliency foam seat cushions encased in down
 Back cushion options: Hills (channels), Ridge (saddle) or Valley (tufted)
 Contrasting stitch detail available in Black, Brown, Charcoal, Cream, Espresso, Grey, Lemon, Pink, Royal, Scarlet, Tangerine, or Teal thread color
 Option of motion in armless seats
 Lithium-ion battery pack available
 Battery pack has one-year warranty
 Wood legs available in Acorn, Espresso or Walnut finish

DESCRIPTION	FRAME CODE	# OF PILLOWS	C.O.L.				C.O.M.			
			BODY	BACK & SEAT CUSHION	PILLOWS	TOTAL SQ. FT	BODY	BACK & SEAT CUSHION	PILLOWS	TOTAL YDG
THREE SEAT SOFA - STANDARD	AUS-SO3-ST	N/A	236	N/A	N/A	236	16	N/A	N/A	16
THREE SEAT SOFA - LEFT ARM SITTING	AUS-SO3-LA	N/A	214	N/A	N/A	214	15	N/A	N/A	15
THREE SEAT SOFA - RIGHT ARM SITTING	AUS-SO3-RA	N/A	214	N/A	N/A	214	15	N/A	N/A	15
LOVESEAT - STANDARD	AUS-LVS-ST	N/A	173	N/A	N/A	173	12	N/A	N/A	12
LOVESEAT - LEFT ARM SITTING	AUS-LVS-LA	N/A	151	N/A	N/A	151	11	N/A	N/A	11
LOVESEAT - RIGHT ARM SITTING	AUS-LVS-RA	N/A	151	N/A	N/A	151	11	N/A	N/A	11
CHAIR - STANDARD	AUS-CHR-ST	N/A	110	N/A	N/A	110	9	N/A	N/A	9
CHAIR - LEFT ARM SITTING	AUS-CHR-LA	N/A	88	N/A	N/A	88	8	N/A	N/A	8
CHAIR - RIGHT ARM SITTING	AUS-CHR-RA	N/A	88	N/A	N/A	88	8	N/A	N/A	8
CHAIR - ARMLESS	AUS-CHR-AA	N/A	65	N/A	N/A	65	5	N/A	N/A	5
CHAISE - LEFT ARM SITTING	AUS-SCH-LA	N/A	107	N/A	N/A	107	8	N/A	N/A	8
CHAISE - RIGHT ARM SITTING	AUS-SCH-RA	N/A	107	N/A	N/A	107	8	N/A	N/A	8
90 DEGREE CORNER UNIT	AUS-CNR-ST	N/A	111	N/A	N/A	111	9	N/A	N/A	9

AUSTIN - SLEEPER

DESCRIPTION	FRAME CODE	# OF PILLOWS	C.O.L.				C.O.M.			
			BODY	BACK & SEAT CUSHION	PILLOWS	TOTAL SQ. FT	BODY	BACK & SEAT CUSHION	PILLOWS	TOTAL YDG
THREE SEAT SOFA CONVERTIBLE-KING SIZE	AUS-SO3-KS	N/A	220.8	N/A	N/A	220.8	19	N/A	N/A	19
SECTIONAL -THREE SEAT KING SIZE SOFA - L/A SITTING	AUS-SL3-KS	N/A	224.4	N/A	N/A	224.4	19	N/A	N/A	19
SECTIONAL -THREE SEAT KING SIZE SOFA - R/A SITTING	AUS-SR3-KS	N/A	224.4	N/A	N/A	224.4	19	N/A	N/A	19
SECTIONAL -THREE SEAT KING SIZE SOFA - ARMLESS	AUS-SA3-KS	N/A	212.4	N/A	N/A	212.4	17	N/A	N/A	17
(ALL STYLES ALSO AVAILABLE AS SO2-QP, SL2-QP, SR2-QP & SA2-QP)	AUS-SO3-QP	N/A	211.2	N/A	N/A	211.2	17	N/A	N/A	17
SECTIONAL -THREE SEAT QUEEN PLUS SOFA - L/A SITTING	AUS-SL3-QP	N/A	212.4	N/A	N/A	212.4	18	N/A	N/A	18
SECTIONAL -THREE SEAT QUEEN PLUS SOFA - R/A SITTING	AUS-SR3-QP	N/A	212.4	N/A	N/A	212.4	18	N/A	N/A	18
SECTIONAL -THREE SEAT QUEEN PLUS SOFA - ARMLESS	AUS-SA3-QP	N/A	196.8	N/A	N/A	196.8	17	N/A	N/A	17
TWO SEAT SOFA CONVERTIBLE-QUEEN SIZE	AUS-SO2-QS	N/A	204	N/A	N/A	204	18	N/A	N/A	18
SECTIONAL -TWO SEAT QUEEN SOFA - L/A SITTING	AUS-SL2-QS	N/A	200	N/A	N/A	200	17	N/A	N/A	17
SECTIONAL -TWO SEAT QUEEN SOFA - R/A SITTING	AUS-SR2-QS	N/A	200	N/A	N/A	200	17	N/A	N/A	17
SECTIONAL -TWO SEAT QUEEN SOFA - ARMLESS	AUS-SA2-QS	N/A	182.4	N/A	N/A	182.4	16	N/A	N/A	16
TWO SEAT MID-SIZE SOFA CONVERTIBLE-FULL SIZE	AUS-SM2-FS	N/A	192	N/A	N/A	192	16	N/A	N/A	16
SECTIONAL -TWO SEAT FULL SOFA - L/A SITTING	AUS-SL2-FS	N/A	180	N/A	N/A	180	17	N/A	N/A	17
SECTIONAL -TWO SEAT FULL SOFA - R/A SITTING	AUS-SR2-FS	N/A	180	N/A	N/A	180	17	N/A	N/A	17
SECTIONAL -TWO SEAT FULL SOFA - ARMLESS	AUS-SA2-FS	N/A	181.2	N/A	N/A	181.2	16	N/A	N/A	16
CHAIR AND A HALF CONVERTIBLE-TWIN SIZE	AUS-CH2-TS	N/A	166.8	N/A	N/A	166.8	14	N/A	N/A	14
SECTIONAL - CHAIR AND A HALF - L/A SITTING	AUS-CL1-TS	N/A	132	N/A	N/A	132	15	N/A	N/A	15
SECTIONAL - CHAIR AND A HALF - R/A SITTING	AUS-CR1-TS	N/A	132	N/A	N/A	132	15	N/A	N/A	15
SECTIONAL - CHAIR AND A HALF - ARMLESS	AUS-CA1-TS	N/A	123.6	N/A	N/A	123.6	10	N/A	N/A	10
CHAIR AND A HALF CONVERTIBLE-COT SIZE	AUS-CH2-CS	N/A	157.2	N/A	N/A	157.2	13	N/A	N/A	13
SECTIONAL - CHAIR AND A HALF - L/A SITTING	AUS-CL1-CS	N/A	120	N/A	N/A	120	14	N/A	N/A	14
SECTIONAL - CHAIR AND A HALF - R/A SITTING	AUS-CR1-CS	N/A	120	N/A	N/A	120	14	N/A	N/A	14
SECTIONAL - CHAIR AND A HALF - ARMLESS	AUS-CA1-CS	N/A	117.6	N/A	N/A	117.6	10	N/A	N/A	10
TWO SEAT SOFA CONVERTIBLE-DOUBLE COT SIZE	AUS-DBL-CS	N/A	206.4	N/A	N/A	206.4	18	N/A	N/A	18
SECTIONAL -TWO SEAT DOUBLE COT SOFA - L/A SITTING	AUS-DL2-CS	N/A	194.4	N/A	N/A	194.4	17	N/A	N/A	17
SECTIONAL -TWO SEAT DOUBLE COT SOFA - R/A SITTING	AUS-DR2-CS	N/A	194.4	N/A	N/A	194.4	17	N/A	N/A	17
SECTIONAL -TWO SEAT DOUBLE COT SOFA - ARMLESS	AUS-DA2-CS	N/A	175.2	N/A	N/A	175.2	16	N/A	N/A	16

BRYANT



STANDARD FEATURES

- Premium high-density, high-resiliency foam seat cushions encased in down
- Sinuous spring suspension
- Semi-attached back cushions with lumbar support
- Semi-attached seat cushions
- Double-needle top stitching
- In-arm control panel is easy to use and includes a 2-amp USB charging port
- Control panel is LED backlit with auto-off after 5 seconds
- Lifetime warranty on frame and suspension
- Three-year warranty on mechanism and motor

OPTIONS


- Wood sled legs available in Natural Walnut or Gray Ash
- Premium high-density, high-resiliency foam seat cushion
- Contrasting detail stitch available (\$300 upcharge)
- Contrasting back and seat cushions available (two-tone)
- 1.8-amp hour lithium-ion battery pack available
- Battery pack has a one-year warranty
- Early Bird delivery available: 20 day delivery

BATTERY OPTION AVAILABLE \$300 PER SEAT

ORDER FORM MUST ACCOMPANY PURCHASE ORDER

DESCRIPTION	FRAME CODE	# OF PILLOWS	C.O.L.				C.O.M.				
			BODY	BACK & SEAT CUSHION	PILLOWS	TOTAL SQ. FT	BODY	BACK & SEAT CUSHION	PILLOWS	TOTAL YDG	
35" Suggested Configurations											
CHAIR - STANDARD	BYN-CH2-ST	N/A	90	45	N/A	135	8	5	N/A	13	
2 SEAT SOFA	BYN-SO2-35	N/A	130	90	N/A	220	10	9	N/A	19	
2 SEAT SOFA w/ RIGHT ARM CHAISE	BYN-LCR-35	N/A	170	154	N/A	324	14	16	N/A	30	
2 SEAT SOFA w/ LEFT ARM CHAISE	BYN-LCL-35	N/A	170	154	N/A	324	14	16	N/A	30	
4 PIECE PIT SECTIONAL	BYN-LCH-35	N/A	210	220	N/A	430	22	27	N/A	49	
4 PIECE CORNER SECTIONAL	BYN-CNR-35	N/A	240	204	N/A	444	20	21	N/A	41	
4 PIECE WEDGE SECTIONAL	BYN-WDL-35	N/A	202	194	N/A	396	16	18	N/A	34	
35" Custom Modifications											
CHAIR - ARMLESS	BYN-CH2-AA	N/A	40	45	N/A	85	4	5	N/A	9	
LARGE WEDGE - RIGHT ARM SITTING	BYN-WGL-RT	N/A	38	53	N/A	91	4	5	N/A	9	
LARGE WEDGE - LEFT ARM SITTING	BYN-WGL-LT	N/A	38	53	N/A	91	4	5	N/A	9	
23" Suggested Configurations											
CHAIR - STANDARD	BYN-CHR-ST	N/A	80	33	N/A	113	6	3	N/A	9	
3 SEAT SOFA	BYN-SO3-23	N/A	140	100	N/A	240	10	9	N/A	19	
3 SEAT SOFA w/ RIGHT ARM CHAISE	BYN-SCR-23	N/A	168	150	N/A	318	13	13	N/A	26	
3 SEAT SOFA w/ LEFT ARM CHAISE	BYN-SCL-23	N/A	168	150	N/A	318	13	13	N/A	26	
5 PIECE PIT SECTIONAL	BYN-SCH-23	N/A	198	195	N/A	393	16	22	N/A	38	
6 PIECE CORNER SECTIONAL	BYN-CNR-23	N/A	270	240	N/A	510	19	23	N/A	42	
4 PIECE WEDGE SECTIONAL	BYN-WDG-23	N/A	170	148	N/A	318	13	15	N/A	28	
23" Custom Modifications											
CHAIR - ARMLESS	BYN-CHR-AA	N/A	29	33	N/A	62	3	3	N/A	6	
SMALL WEDGE - RIGHT ARM SITTING	BYN-WDG-RT	N/A	30	41	N/A	71	3	5	N/A	8	
SMALL WEDGE - LEFT ARM SITTING	BYN-WDG-LT	N/A	30	41	N/A	71	3	5	N/A	8	
Universal Sectional Piece											
CORNER STANDARD	BYN-CNR-ST	N/A	47	58	N/A	105	5	7	N/A	12	

CHELSEA



STANDARD FEATURES

Premium high-density, high-resiliency foam seat cushions encased in down
 Sinuous spring suspension
 Semi-attached back cushions with lumbar support
 Semi-attached seat cushions
 Double-needle top stitching
 In-arm control panel is easy to use and includes a 2-amp USB charging port
 Control panel is LED backlit with auto-off after 5 seconds
 Lifetime warranty on frame and suspension
 Three-year warranty on mechanism and motor

OPTIONS

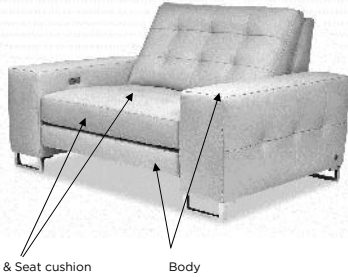
Premium high-density, high-resiliency foam seat cushion
 Contrasting detail stitch available (\$300 upcharge)
 Contrasting back and seat cushions available (two-tone)
 1.8-amp hour lithium-ion battery pack available
 Battery pack has a one-year warranty
 Early Bird delivery available: 20 day delivery

BATTERY OPTION AVAILABLE \$300 PER SEAT

ORDER FORM MUST ACCOMPANY PURCHASE ORDER

DESCRIPTION	FRAME CODE	# OF PILLOWS	C.O.L.				C.O.M.				
			BODY	BACK & SEAT CUSHION	PILLOWS	TOTAL SQ. FT	BODY	BACK & SEAT CUSHION	PILLOWS	TOTAL YDG	
35" Suggested Configurations											
CHAIR - STANDARD	CLS-CH2-ST	N/A	90	45	N/A	135	8	5	N/A	13	
2 SEAT SOFA	CLS-SO2-35	N/A	130	90	N/A	220	10	9	N/A	19	
2 SEAT SOFA w/ RIGHT ARM CHAISE	CLS-LCR-35	N/A	170	154	N/A	324	14	16	N/A	30	
2 SEAT SOFA w/ LEFT ARM CHAISE	CLS-LCL-35	N/A	170	154	N/A	324	14	16	N/A	30	
4 PIECE PIT SECTIONAL	CLS-LCH-35	N/A	210	220	N/A	430	22	27	N/A	49	
4 PIECE CORNER SECTIONAL	CLS-CNR-35	N/A	240	204	N/A	444	20	21	N/A	41	
4 PIECE WEDGE SECTIONAL	CLS-WDL-35	N/A	202	194	N/A	396	16	18	N/A	34	
35" Custom Modifications											
CHAIR - ARMLESS	CLS-CH2-AA	N/A	40	45	N/A	85	4	5	N/A	9	
LARGE WEDGE - RIGHT ARM SITTING	CLS-WGL-RT	N/A	38	53	N/A	91	4	5	N/A	9	
LARGE WEDGE - LEFT ARM SITTING	CLS-WGL-LT	N/A	38	53	N/A	91	4	5	N/A	9	
23" Suggested Configurations											
CHAIR - STANDARD	CLS-CHR-ST	N/A	80	33	N/A	113	6	3	N/A	9	
3 SEAT SOFA	CLS-SO3-23	N/A	140	100	N/A	240	10	9	N/A	19	
3 SEAT SOFA w/ RIGHT ARM CHAISE	CLS-SCR-23	N/A	168	150	N/A	318	13	13	N/A	26	
3 SEAT SOFA w/ LEFT ARM CHAISE	CLS-SCL-23	N/A	168	150	N/A	318	13	13	N/A	26	
5 PIECE PIT SECTIONAL	CLS-SCH-23	N/A	198	195	N/A	393	16	22	N/A	38	
6 PIECE CORNER SECTIONAL	CLS-CNR-23	N/A	270	240	N/A	510	19	23	N/A	42	
4 PIECE WEDGE SECTIONAL	CLS-WDG-23	N/A	170	148	N/A	318	13	15	N/A	28	
23" Custom Modifications											
CHAIR - ARMLESS	CLS-CHR-AA	N/A	29	33	N/A	62	3	3	N/A	6	
SMALL WEDGE - RIGHT ARM SITTING	CLS-WDG-RT	N/A	30	41	N/A	71	3	5	N/A	8	
SMALL WEDGE - LEFT ARM SITTING	CLS-WDG-LT	N/A	30	41	N/A	71	3	5	N/A	8	
Universal Sectional Piece											
CORNER STANDARD	CLS-CNR-ST	N/A	47	58	N/A	105	5	7	N/A	12	

HUDSON



Back & Seat cushion

Body

STANDARD FEATURES

Premium high-density, high-resiliency foam seat cushions encased in down
 Sinuous spring suspension
 Semi-attached buttonless tufted back cushions with lumbar support
 Semi-attached seat cushions
 Single-needle top stitching
 Buttonless tufted outside arm
 In-arm control panel is easy to use and includes a 2-amp USB charging port
 Control panel is LED backlit with auto-off after 5 seconds
 Polished chrome leg
 Lifetime warranty on frame and suspension
 Three-year warranty on mechanism and motor

OPTIONS

Premium high-density, high-resiliency foam seat cushion
 Contrasting detail stitch available (\$300 upcharge)
 Contrasting back and seat cushions available (two-tone)
 1.8-amp hour lithium-ion battery pack available
 Battery pack has a one-year warranty
 Early Bird delivery available: 20 day delivery

BATTERY OPTION AVAILABLE \$300 PER SEAT

ORDER FORM MUST ACCOMPANY PURCHASE ORDER

DESCRIPTION	FRAME CODE	# OF PILLOWS	C.O.L.				C.O.M.				
			BODY	BACK & SEAT CUSHION	PILLOWS	TOTAL SQ. FT	BODY	BACK & SEAT CUSHION	PILLOWS	TOTAL YDG	
35" Suggested Configurations											
CHAIR - STANDARD	HDS-CH2-ST	N/A	90	45	N/A	135	8	5	N/A	13	
2 SEAT SOFA	HDS-SO2-35	N/A	130	90	N/A	220	10	9	N/A	19	
2 SEAT SOFA w/ RIGHT ARM CHAISE	HDS-LCR-35	N/A	170	154	N/A	324	14	16	N/A	30	
2 SEAT SOFA w/ LEFT ARM CHAISE	HDS-LCL-35	N/A	170	154	N/A	324	14	16	N/A	30	
4 PIECE PIT SECTIONAL	HDS-LCH-35	N/A	210	220	N/A	430	22	27	N/A	49	
4 PIECE CORNER SECTIONAL	HDS-CNR-35	N/A	240	204	N/A	444	20	21	N/A	41	
4 PIECE WEDGE SECTIONAL	HDS-WDL-35	N/A	202	194	N/A	396	16	18	N/A	34	
35" Custom Modifications											
CHAIR - ARMLESS	HDS-CH2-AA	N/A	40	45	N/A	85	4	5	N/A	9	
LARGE WEDGE - RIGHT ARM SITTING	HDS-WGL-RT	N/A	38	53	N/A	91	4	5	N/A	9	
LARGE WEDGE - LEFT ARM SITTING	HDS-WGL-LT	N/A	38	53	N/A	91	4	5	N/A	9	
23" Suggested Configurations											
CHAIR - STANDARD	HDS-CHR-ST	N/A	80	33	N/A	113	6	3	N/A	9	
3 SEAT SOFA	HDS-SO3-23	N/A	140	100	N/A	240	10	9	N/A	19	
3 SEAT SOFA w/ RIGHT ARM CHAISE	HDS-SCR-23	N/A	168	150	N/A	318	13	13	N/A	26	
3 SEAT SOFA w/ LEFT ARM CHAISE	HDS-SCL-23	N/A	168	150	N/A	318	13	13	N/A	26	
5 PIECE PIT SECTIONAL	HDS-SCH-23	N/A	198	195	N/A	393	16	22	N/A	38	
6 PIECE CORNER SECTIONAL	HDS-CNR-23	N/A	270	240	N/A	510	19	23	N/A	42	
4 PIECE WEDGE SECTIONAL	HDS-WDG-23	N/A	170	148	N/A	318	13	15	N/A	28	
23" Custom Modifications											
CHAIR - ARMLESS	HDS-CHR-AA	N/A	29	33	N/A	62	3	3	N/A	6	
SMALL WEDGE - RIGHT ARM SITTING	HDS-WDG-RT	N/A	30	41	N/A	71	3	5	N/A	8	
SMALL WEDGE - LEFT ARM SITTING	HDS-WDG-LT	N/A	30	41	N/A	71	3	5	N/A	8	
Universal Sectional Piece											
CORNER STANDARD	HDS-CNR-ST	N/A	47	58	N/A	105	5	7	N/A	12	

MONZA



STANDARD FEATURES

Premium high-density, high-resiliency foam seat cushions
 Advanced unidirectional suspension system
 Double-needle top-stitch and single-needle top-stitch with thick thread
 In-arm control panel is easy to use and includes a 2-amp USB charging port
 Lifetime warranty on frame and suspension
 Three-year warranty on mechanism and motor
 Quick-ship delivery

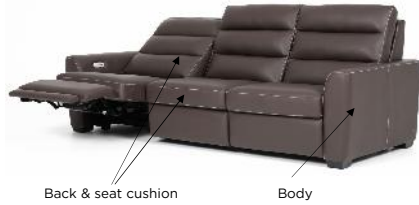
OPTIONS

Contrasting detail stitch available
 2-amp hour lithium-ion battery pack available
 Smart power-distribution hub available
 Easy disassembly for delivery
 Metal legs available in Antique Brass, Burnished Bronze, or Polished Nickel

ORDER FORM MUST ACCOMPANY PURCHASE ORDER

DESCRIPTION	FRAME CODE	# OF PILLOWS	C.O.L.				C.O.M.			
			BODY	BACK & SEAT CUSHION	PILLOWS	TOTAL SQ. FT	BODY	BACK & SEAT CUSHION	PILLOWS	TOTAL YDG
35" Seat Width										
CHAIR - STANDARD	MNA-CH2-ST	0	145	N/A	N/A	145	10	N/A	N/A	10
CHAIR - L/A SITTING	MNA-CH2-LA	0	119	N/A	N/A	119	9	N/A	N/A	9
CHAIR - R/A SITTING	MNA-CH2-RA	0	119	N/A	N/A	119	9	N/A	N/A	9
CHAIR - ARMLESS	MNA-CH2-AA	0	92	N/A	N/A	92	8	N/A	N/A	8
OTTOMAN	MNA-OTO-35	0	33	N/A	N/A	33	3	N/A	N/A	3
23" Seat Width										
CHAIR - STANDARD	MNA-CHR-ST	0	122	N/A	N/A	122	9	N/A	N/A	9
CHAIR - L/A SITTING	MNA-CHR-LA	0	95	N/A	N/A	95	7	N/A	N/A	7
CHAIR - R/A SITTING	MNA-CHR-RA	0	95	N/A	N/A	95	7	N/A	N/A	7
CHAIR - ARMLESS	MNA-CHR-AA	0	69	N/A	N/A	69	6	N/A	N/A	6
OTTOMAN	MNA-OTO-23	0	19	N/A	N/A	19	3	N/A	N/A	3
Universal Sectional Piece										
CORNER STANDARD	MNA-CNR-ST	0	124	N/A	N/A	124	10	N/A	N/A	10

NAPA



STANDARD FEATURES

Advanced unidirectional suspension system
 Premium high-density, high-resiliency foam seat cushions
 Single-needle top-stitch
 In-arm control panel includes 2-amp USB charging port
 Stationary armless seats
 Lifetime warranty on frame and suspension
 Five-year warranty on mechanism
 Three-year warranty on motor
 Quick-ship delivery

OPTIONS

Premium high-density, high-resiliency foam seat cushions encased in down
 Back cushion options: Hills (channels), Ridge (saddle) or Valley (tufted)
 Contrasting stitch detail available in Black, Brown, Charcoal, Cream, Espresso, Grey, Lemon, Pink, Royal, Scarlet, Tangerine, or Teal thread color
 Option of motion in armless seats
 Lithium-ion battery pack available
 Battery pack has one-year warranty
 Wood legs available in Acorn, Espresso or Walnut finish

DESCRIPTION	FRAME CODE	# OF PILLOWS	C.O.L.				C.O.M.			
			BODY	BACK & SEAT CUSHION	PILLOWS	TOTAL SQ. FT	BODY	BACK & SEAT CUSHION	PILLOWS	TOTAL YDG
THREE SEAT SOFA - STANDARD	NPA-SO3-ST	N/A	235	N/A	N/A	235	16	N/A	N/A	16
THREE SEAT SOFA - LEFT ARM SITTING	NPA-SO3-LA	N/A	213	N/A	N/A	213	15	N/A	N/A	15
THREE SEAT SOFA - RIGHT ARM SITTING	NPA-SO3-RA	N/A	213	N/A	N/A	213	15	N/A	N/A	15
LOVESEAT - STANDARD	NPA-LVS-ST	N/A	173	N/A	N/A	173	13	N/A	N/A	13
LOVESEAT - LEFT ARM SITTING	NPA-LVS-LA	N/A	151	N/A	N/A	151	12	N/A	N/A	12
LOVESEAT - RIGHT ARM SITTING	NPA-LVS-RA	N/A	151	N/A	N/A	151	12	N/A	N/A	12
CHAIR - STANDARD	NPA-CHR-ST	N/A	111	N/A	N/A	111	9	N/A	N/A	9
CHAIR - LEFT ARM SITTING	NPA-CHR-LA	N/A	88	N/A	N/A	88	8	N/A	N/A	8
CHAIR - RIGHT ARM SITTING	NPA-CHR-RA	N/A	88	N/A	N/A	88	8	N/A	N/A	8
CHAIR - ARMLESS	NPA-CHR-AA	N/A	65	N/A	N/A	65	5	N/A	N/A	5
CHAISE - LEFT ARM SITTING	NPA-SCH-LA	N/A	107	N/A	N/A	107	8	N/A	N/A	8
CHAISE - RIGHT ARM SITTING	NPA-SCH-RA	N/A	107	N/A	N/A	107	8	N/A	N/A	8
90 DEGREE CORNER UNIT	NPA-CNR-ST	N/A	112	N/A	N/A	112	9	N/A	N/A	9

NAPA - SLEEPER

DESCRIPTION	FRAME CODE	# OF PILLOWS	C.O.L.				C.O.M.			
			BODY	BACK & SEAT CUSHION	PILLOWS	TOTAL SQ. FT	BODY	BACK & SEAT CUSHION	PILLOWS	TOTAL YDG
THREE SEAT SOFA CONVERTIBLE-KING SIZE	NPA-SO3-KS	N/A	216.8	N/A	N/A	216.8	19	N/A	N/A	19
SECTIONAL -THREE SEAT KING SIZE SOFA - L/A SITTING	NPA-SL3-KS	N/A	220.4	N/A	N/A	220.4	19	N/A	N/A	19
SECTIONAL -THREE SEAT KING SIZE SOFA - R/A SITTING	NPA-SR3-KS	N/A	220.4	N/A	N/A	220.4	19	N/A	N/A	19
SECTIONAL -THREE SEAT KING SIZE SOFA - ARMLESS	NPA-SA3-KS	N/A	208.4	N/A	N/A	208.4	17	N/A	N/A	17
(ALL STYLES ALSO AVAILABLE AS SO2-QP, SL2-QP, SR2-QP & SA2-QP)	NPA-SO3-QP	N/A	207.2	N/A	N/A	207.2	17	N/A	N/A	17
SECTIONAL -THREE SEAT QUEEN PLUS SOFA - L/A SITTING	NPA-SL3-QP	N/A	208.4	N/A	N/A	208.4	18	N/A	N/A	18
SECTIONAL -THREE SEAT QUEEN PLUS SOFA - R/A SITTING	NPA-SR3-QP	N/A	208.4	N/A	N/A	208.4	18	N/A	N/A	18
SECTIONAL -THREE SEAT QUEEN PLUS SOFA - ARMLESS	NPA-SA3-QP	N/A	192.8	N/A	N/A	192.8	17	N/A	N/A	17
TWO SEAT SOFA CONVERTIBLE-QUEEN SIZE	NPA-SO2-QS	N/A	200	N/A	N/A	200	18	N/A	N/A	18
SECTIONAL -TWO SEAT QUEEN SOFA - L/A SITTING	NPA-SL2-QS	N/A	196	N/A	N/A	196	17	N/A	N/A	17
SECTIONAL -TWO SEAT QUEEN SOFA - R/A SITTING	NPA-SR2-QS	N/A	196	N/A	N/A	196	17	N/A	N/A	17
SECTIONAL -TWO SEAT QUEEN SOFA - ARMLESS	NPA-SA2-QS	N/A	178.4	N/A	N/A	178.4	16	N/A	N/A	16
TWO SEAT MID-SIZE SOFA CONVERTIBLE-FULL SIZE	NPA-SM2-FS	N/A	188	N/A	N/A	188	16	N/A	N/A	16
SECTIONAL -TWO SEAT FULL SOFA - L/A SITTING	NPA-SL2-FS	N/A	176	N/A	N/A	176	17	N/A	N/A	17
SECTIONAL -TWO SEAT FULL SOFA - R/A SITTING	NPA-SR2-FS	N/A	176	N/A	N/A	176	17	N/A	N/A	17
SECTIONAL -TWO SEAT FULL SOFA - ARMLESS	NPA-SA2-FS	N/A	177.2	N/A	N/A	177.2	16	N/A	N/A	16
CHAIR AND A HALF CONVERTIBLE-TWIN SIZE	NPA-CH2-TS	N/A	162.8	N/A	N/A	162.8	14	N/A	N/A	14
SECTIONAL - CHAIR AND A HALF - L/A SITTING	NPA-CL1-TS	N/A	128	N/A	N/A	128	15	N/A	N/A	15
SECTIONAL - CHAIR AND A HALF - R/A SITTING	NPA-CR1-TS	N/A	128	N/A	N/A	128	15	N/A	N/A	15
SECTIONAL - CHAIR AND A HALF - ARMLESS	NPA-CA1-TS	N/A	119.6	N/A	N/A	119.6	10	N/A	N/A	10
CHAIR AND A HALF CONVERTIBLE-COT SIZE	NPA-CH2-CS	N/A	153.2	N/A	N/A	153.2	13	N/A	N/A	13
SECTIONAL - CHAIR AND A HALF - L/A SITTING	NPA-CL1-CS	N/A	116	N/A	N/A	116	14	N/A	N/A	14
SECTIONAL - CHAIR AND A HALF - R/A SITTING	NPA-CR1-CS	N/A	116	N/A	N/A	116	14	N/A	N/A	14
SECTIONAL - CHAIR AND A HALF - ARMLESS	NPA-CA1-CS	N/A	113.6	N/A	N/A	113.6	10	N/A	N/A	10
TWO SEAT SOFA CONVERTIBLE-DOUBLE COT SIZE	NPA-DBL-CS	N/A	202.4	N/A	N/A	202.4	18	N/A	N/A	18
SECTIONAL -TWO SEAT DOUBLE COT SOFA - L/A SITTING	NPA-DL2-CS	N/A	190.4	N/A	N/A	190.4	17	N/A	N/A	17
SECTIONAL -TWO SEAT DOUBLE COT SOFA - R/A SITTING	NPA-DR2-CS	N/A	190.4	N/A	N/A	190.4	17	N/A	N/A	17
SECTIONAL -TWO SEAT DOUBLE COT SOFA - ARMLESS	NPA-DA2-CS	N/A	171.2	N/A	N/A	171.2	16	N/A	N/A	16

PAXTON



Back & Seat cushion

Body

STANDARD FEATURES

- Premium high-density, high-resiliency foam seat cushions encased in down
- Sinuuous spring suspension
- Semi-attached back cushions with lumbar support
- Semi-attached seat cushions
- Double-needle and single-needle top-stitch with thick thread
- In-arm control panel is easy to use and includes a 2-amp USB charging port
- Control panel is LED backlit with auto-off after 5 seconds
- Lifetime warranty on frame and suspension
- Three-year warranty on mechanism and motor
- Quick-ship delivery
- Metal trim in Polished Nickel finish

OPTIONS

- Premium high-density, high-resiliency foam seat cushion
- Contrasting detail stitch available
- Contrasting back and seat cushions available (two-tone)
- 1.8-amp hour lithium-ion battery pack available
- Battery pack has a one-year warranty
- Easy disassembly for delivery

BATTERY OPTION AVAILABLE \$300 PER SEAT

ORDER FORM MUST ACCOMPANY PURCHASE ORDER

DESCRIPTION	FRAME CODE	# OF PILLOWS	C.O.L.				C.O.M.			
			BODY	BACK & SEAT CUSHION	PILLOWS	TOTAL SQ. FT	BODY	BACK & SEAT CUSHION	PILLOWS	TOTAL YDG
35" Suggested Configurations										
CHAIR - STANDARD	PXN-CH2-ST	N/A	135	N/A	N/A	135	13	N/A	N/A	13
2 SEAT SOFA	PXN-SO2-35	N/A	220	N/A	N/A	220	19	N/A	N/A	19
2 SEAT SOFA w/ RIGHT ARM CHAISE	PXN-LCR-35	N/A	324	N/A	N/A	324	30	N/A	N/A	30
2 SEAT SOFA w/ LEFT ARM CHAISE	PXN-LCL-35	N/A	324	N/A	N/A	324	30	N/A	N/A	30
4 PIECE PIT SECTIONAL	PXN-LCH-35	N/A	430	N/A	N/A	430	49	N/A	N/A	49
4 PIECE CORNER SECTIONAL	PXN-CNR-35	N/A	444	N/A	N/A	444	41	N/A	N/A	41
4 PIECE WEDGE SECTIONAL	PXN-WDL-35	N/A	396	N/A	N/A	396	34	N/A	N/A	34
35" Custom Modifications										
CHAIR - ARMLESS	PXN-CH2-AA	N/A	85	N/A	N/A	85	9	N/A	N/A	9
LARGE WEDGE - RIGHT ARM SITTING	PXN-WGL-RT	N/A	91	N/A	N/A	91	9	N/A	N/A	9
LARGE WEDGE - LEFT ARM SITTING	PXN-WGL-LT	N/A	91	N/A	N/A	91	9	N/A	N/A	9
23" Suggested Configurations										
CHAIR - STANDARD	PXN-CHR-ST	N/A	113	N/A	N/A	113	9	N/A	N/A	9
3 SEAT SOFA	PXN-SO3-23	N/A	240	N/A	N/A	240	19	N/A	N/A	19
3 SEAT SOFA w/ RIGHT ARM CHAISE	PXN-SCR-23	N/A	318	N/A	N/A	318	26	N/A	N/A	26
3 SEAT SOFA w/ LEFT ARM CHAISE	PXN-SCL-23	N/A	318	N/A	N/A	318	26	N/A	N/A	26
5 PIECE PIT SECTIONAL	PXN-SCH-23	N/A	393	N/A	N/A	393	38	N/A	N/A	38
6 PIECE CORNER SECTIONAL	PXN-CNR-23	N/A	510	N/A	N/A	510	42	N/A	N/A	42
4 PIECE WEDGE SECTIONAL	PXN-WDG-23	N/A	318	N/A	N/A	318	28	N/A	N/A	28
23" Custom Modifications										
CHAIR - ARMLESS	PXN-CHR-AA	N/A	62	N/A	N/A	62	6	N/A	N/A	6
SMALL WEDGE - RIGHT ARM SITTING	PXN-WDG-RT	N/A	71	N/A	N/A	71	8	N/A	N/A	8
SMALL WEDGE - LEFT ARM SITTING	PXN-WDG-LT	N/A	71	N/A	N/A	71	8	N/A	N/A	8
Universal Sectional Piece										
CORNER STANDARD	PXN-CNR-ST	N/A	105	N/A	N/A	105	12	N/A	N/A	12

SARASOTA



Back & seat cushion Body

STANDARD FEATURES

Advanced unidirectional suspension system
 Premium high-density, high-resiliency foam seat cushions
 Single-needle top-stitch
 In-arm control panel includes 2-amp USB charging port
 Stationary armless seats
 Lifetime warranty on frame and suspension
 Five-year warranty on mechanism
 Three-year warranty on motor
 Quick-ship delivery

OPTIONS


Premium high-density, high-resiliency foam seat cushions encased in down
 Back cushion options: Hills (channels), Ridge (saddle) or Valley (tufted)
 Contrasting stitch detail available in Black, Brown, Charcoal, Cream, Espresso, Grey, Lemon, Pink, Royal, Scarlet, Tangerine, or Teal thread color
 Option of motion in armless seats
 Lithium-ion battery pack available
 Battery pack has one-year warranty
 Wood legs available in Acorn, Espresso or Walnut finish

DESCRIPTION	FRAME CODE	# OF PILLOWS	C.O.L.				C.O.M.			
			BODY	BACK & SEAT CUSHION	PILLOWS	TOTAL SQ. FT	BODY	BACK & SEAT CUSHION	PILLOWS	TOTAL YDG
THREE SEAT SOFA - STANDARD	SOA-SO3-ST	N/A	233	N/A	N/A	233	16	N/A	N/A	16
THREE SEAT SOFA - LEFT ARM SITTING	SOA-SO3-LA	N/A	208	N/A	N/A	208	15	N/A	N/A	15
THREE SEAT SOFA - RIGHT ARM SITTING	SOA-SO3-RA	N/A	208	N/A	N/A	208	15	N/A	N/A	15
LOVESEAT - STANDARD	SOA-LVS-ST	N/A	174	N/A	N/A	174	13	N/A	N/A	13
LOVESEAT - LEFT ARM SITTING	SOA-LVS-LA	N/A	166	N/A	N/A	166	12	N/A	N/A	12
LOVESEAT - RIGHT ARM SITTING	SOA-LVS-RA	N/A	166	N/A	N/A	166	12	N/A	N/A	12
CHAIR - STANDARD	SOA-CHR-ST	N/A	113	N/A	N/A	111	9	N/A	N/A	9
CHAIR - LEFT ARM SITTING	SOA-CHR-LA	N/A	88	N/A	N/A	88	8	N/A	N/A	8
CHAIR - RIGHT ARM SITTING	SOA-CHR-RA	N/A	88	N/A	N/A	88	8	N/A	N/A	8
CHAIR - ARMLESS	SOA-CHR-AA	N/A	62	N/A	N/A	62	5	N/A	N/A	5
CHAISE - LEFT ARM SITTING	SOA-SCH-LA	N/A	106	N/A	N/A	106	8	N/A	N/A	8
CHAISE - RIGHT ARM SITTING	SOA-SCH-RA	N/A	106	N/A	N/A	106	8	N/A	N/A	8
90 DEGREE CORNER UNIT	SOA-CNR-ST	N/A	111	N/A	N/A	111	9	N/A	N/A	9

SARASOTA - SLEEPER

DESCRIPTION	FRAME CODE	# OF PILLOWS	C.O.L.				C.O.M.			
			BODY	BACK & SEAT CUSHION	PILLOWS	TOTAL SQ. FT	BODY	BACK & SEAT CUSHION	PILLOWS	TOTAL YDG
THREE SEAT SOFA CONVERTIBLE-KING SIZE	SOA-SO3-KS	N/A	221	N/A	N/A	221	19	N/A	N/A	19
SECTIONAL -THREE SEAT KING SIZE SOFA - L/A SITTING	SOA-SL3-KS	N/A	224	N/A	N/A	224	19	N/A	N/A	19
SECTIONAL -THREE SEAT KING SIZE SOFA - R/A SITTING	SOA-SR3-KS	N/A	224	N/A	N/A	224	19	N/A	N/A	19
SECTIONAL -THREE SEAT KING SIZE SOFA - ARMLESS	SOA-SA3-KS	N/A	212	N/A	N/A	212	17	N/A	N/A	17
(ALL STYLES ALSO AVAILABLE AS SO2-QP, SL2-QP, SR2-QP & SA2-QP)	SOA-SO3-QP	N/A	211	N/A	N/A	211	17	N/A	N/A	17
SECTIONAL -THREE SEAT QUEEN PLUS SOFA - L/A SITTING	SOA-SL3-QP	N/A	212	N/A	N/A	212	18	N/A	N/A	18
SECTIONAL -THREE SEAT QUEEN PLUS SOFA - R/A SITTING	SOA-SR3-QP	N/A	212	N/A	N/A	212	18	N/A	N/A	18
SECTIONAL -THREE SEAT QUEEN PLUS SOFA - ARMLESS	SOA-SA3-QP	N/A	197	N/A	N/A	197	17	N/A	N/A	17
TWO SEAT SOFA CONVERTIBLE-QUEEN SIZE	SOA-SO2-QS	N/A	204	N/A	N/A	204	18	N/A	N/A	18
SECTIONAL -TWO SEAT QUEEN SOFA - L/A SITTING	SOA-SL2-QS	N/A	200	N/A	N/A	200	17	N/A	N/A	17
SECTIONAL -TWO SEAT QUEEN SOFA - R/A SITTING	SOA-SR2-QS	N/A	200	N/A	N/A	200	17	N/A	N/A	17
SECTIONAL -TWO SEAT QUEEN SOFA - ARMLESS	SOA-SA2-QS	N/A	182	N/A	N/A	182	16	N/A	N/A	16
TWO SEAT MID-SIZE SOFA CONVERTIBLE-FULL SIZE	SOA-SM2-FS	N/A	192	N/A	N/A	192	16	N/A	N/A	16
SECTIONAL -TWO SEAT FULL SOFA - L/A SITTING	SOA-SL2-FS	N/A	180	N/A	N/A	180	17	N/A	N/A	17
SECTIONAL -TWO SEAT FULL SOFA - R/A SITTING	SOA-SR2-FS	N/A	180	N/A	N/A	180	17	N/A	N/A	17
SECTIONAL -TWO SEAT FULL SOFA - ARMLESS	SOA-SA2-FS	N/A	181	N/A	N/A	181	16	N/A	N/A	16
CHAIR AND A HALF CONVERTIBLE-TWIN SIZE	SOA-CH2-TS	N/A	167	N/A	N/A	167	14	N/A	N/A	14
SECTIONAL - CHAIR AND A HALF - L/A SITTING	SOA-CL1-TS	N/A	132	N/A	N/A	132	15	N/A	N/A	15
SECTIONAL - CHAIR AND A HALF - R/A SITTING	SOA-CR1-TS	N/A	132	N/A	N/A	132	15	N/A	N/A	15
SECTIONAL - CHAIR AND A HALF - ARMLESS	SOA-CA1-TS	N/A	124	N/A	N/A	124	10	N/A	N/A	10
CHAIR AND A HALF CONVERTIBLE-COT SIZE	SOA-CH2-CS	N/A	157	N/A	N/A	157	13	N/A	N/A	13
SECTIONAL - CHAIR AND A HALF - L/A SITTING	SOA-CL1-CS	N/A	120	N/A	N/A	120	14	N/A	N/A	14
SECTIONAL - CHAIR AND A HALF - R/A SITTING	SOA-CR1-CS	N/A	120	N/A	N/A	120	14	N/A	N/A	14
SECTIONAL - CHAIR AND A HALF - ARMLESS	SOA-CA1-CS	N/A	118	N/A	N/A	118	10	N/A	N/A	10
TWO SEAT SOFA CONVERTIBLE-DOUBLE COT SIZE	SOA-DBL-CS	N/A	206	N/A	N/A	206	18	N/A	N/A	18
SECTIONAL -TWO SEAT DOUBLE COT SOFA - L/A SITTING	SOA-DL2-CS	N/A	194	N/A	N/A	194	17	N/A	N/A	17
SECTIONAL -TWO SEAT DOUBLE COT SOFA - R/A SITTING	SOA-DR2-CS	N/A	194	N/A	N/A	194	17	N/A	N/A	17
SECTIONAL -TWO SEAT DOUBLE COT SOFA - ARMLESS	SOA-DA2-CS	N/A	175	N/A	N/A	175	16	N/A	N/A	16

TURIN



Back & Seat cushion

Body

STANDARD FEATURES

Premium high-density, high-resiliency foam seat cushions
 Advanced unidirectional suspension system
 Double-needle top-stitch with thick thread
 In-arm control panel is easy to use and includes a 2-amp USB charging port
 Lifetime warranty on frame and suspension
 Three-year warranty on mechanism and motor
 Quick-ship delivery

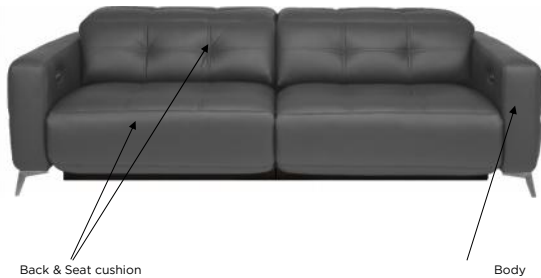
OPTIONS

Contrasting welt detail available
 Contrasting detail stitch available
 2-amp hour lithium-ion battery pack available
 Smart power-distribution hub available
 Easy disassembly for delivery
 Metal legs available in Antique Brass, Burnished Bronze, or Polished Nickel

ORDER FORM MUST ACCOMPANY PURCHASE ORDER

DESCRIPTION	FRAME CODE	# OF PILLOWS	C.O.L.				C.O.M.			
			BODY	BACK & SEAT CUSHION	PILLOWS	TOTAL SQ. FT	BODY	BACK & SEAT CUSHION	PILLOWS	TOTAL YDG
35" Seat Width										
CHAIR - STANDARD	TUI-CH2-ST	0	144	N/A	N/A	144	10	N/A	N/A	10
CHAIR - L/A SITTING	TUI-CH2-LA	0	118	N/A	N/A	118	9	N/A	N/A	9
CHAIR - R/A SITTING	TUI-CH2-RA	0	118	N/A	N/A	118	9	N/A	N/A	9
CHAIR - ARMLESS	TUI-CH2-AA	0	92	N/A	N/A	92	8	N/A	N/A	8
OTTOMAN	TUI-OTO-35	0	32	N/A	N/A	32	3	N/A	N/A	3
23" Seat Width										
CHAIR - STANDARD	TUI-CHR-ST	0	120	N/A	N/A	120	9	N/A	N/A	9
CHAIR - L/A SITTING	TUI-CHR-LA	0	93	N/A	N/A	93	7	N/A	N/A	7
CHAIR - R/A SITTING	TUI-CHR-RA	0	93	N/A	N/A	93	7	N/A	N/A	7
CHAIR - ARMLESS	TUI-CHR-AA	0	68	N/A	N/A	68	6	N/A	N/A	6
OTTOMAN	TUI-OTO-23	0	18	N/A	N/A	18	3	N/A	N/A	3
Universal Sectional Piece										
CORNER STANDARD	TUI-CNR-ST	0	123	N/A	N/A	123	10	N/A	N/A	10

VERONA



STANDARD FEATURES

Premium high-density, high-resiliency foam seat cushions
 Advanced unidirectional suspension system
 Double-needle quilting combined with single-needle top-stitch with thick thread
 In-arm control panel is easy to use and includes a 2-amp USB charging port
 Lifetime warranty on frame and suspension
 Three-year warranty on mechanism and motor
 Quick-ship delivery

OPTIONS

Contrasting detail stitch available
 2-amp hour lithium-ion battery pack available
 Smart power-distribution hub available
 Easy disassembly for delivery
 Metal legs available in Antique Brass, Burnished Bronze, or Polished Nickel

ORDER FORM MUST ACCOMPANY PURCHASE ORDER

DESCRIPTION	FRAME CODE	# OF PILLOWS	C.O.L.				C.O.M.			
			BODY	BACK & SEAT CUSHION	PILLOWS	TOTAL SQ. FT	BODY	BACK & SEAT CUSHION	PILLOWS	TOTAL YDG
35" Seat Width										
CHAIR - STANDARD	VRA-CH2-ST	0	145	N/A	N/A	145	10	N/A	N/A	10
CHAIR - L/A SITTING	VRA-CH2-LA	0	119	N/A	N/A	119	9	N/A	N/A	9
CHAIR - R/A SITTING	VRA-CH2-RA	0	119	N/A	N/A	119	9	N/A	N/A	9
CHAIR - ARMLESS	VRA-CH2-AA	0	93	N/A	N/A	93	8	N/A	N/A	8
OTTOMAN	VRA-OTO-35	0	32	N/A	N/A	32	3	N/A	N/A	3
23" Seat Width										
CHAIR - STANDARD	VRA-CHR-ST	0	121	N/A	N/A	121	9	N/A	N/A	9
CHAIR - L/A SITTING	VRA-CHR-LA	0	95	N/A	N/A	95	7	N/A	N/A	7
CHAIR - R/A SITTING	VRA-CHR-RA	0	95	N/A	N/A	95	7	N/A	N/A	7
CHAIR - ARMLESS	VRA-CHR-AA	0	78	N/A	N/A	78	6	N/A	N/A	6
OTTOMAN	VRA-OTO-23	0	19	N/A	N/A	19	3	N/A	N/A	3
Universal Sectional Piece										
CORNER STANDARD	VRA-CNR-ST	0	130	N/A	N/A	130	10	N/A	N/A	10

AMERICAN LEATHER BYOC REFERENCE GUIDE

BRANDT



STANDARD FEATURES

Featuring the patented Tiffany 24/7™ platform sleep system
 Room to stretch out with true 80 inches of bedroom-length sleeping surface
 Ultimate comfort on four inches of plush, high-density foam mattress
 Zero wall clearance
 Single-needle top-stitch
 High-density, high-resiliency foam seat cushions
 Loose back and seat cushions
 Lifetime warranty on frame
 10-year mechanism warranty
 Brushed stainless steel sled leg

OPTIONS

Premier with Crypton® ticking, Gel, or Tempur-Pedic® mattress available
 High-density, high-resiliency foam seat cushions encased in down and down back cushions available

DESCRIPTION	FRAME CODE	C.O.L.	C.O.M.
		TOTAL SQ. FT	TOTAL YDG
THREE SEAT SOFA CONVERTIBLE-KING SIZE	BDT-SO3-KS	184	19
SECTIONAL -THREE SEAT KING SIZE SOFA - L/A SITTING	BDT-SL3-KS	187	19
SECTIONAL -THREE SEAT KING SIZE SOFA - R/A SITTING	BDT-SR3-KS	187	19
SECTIONAL -THREE SEAT KING SIZE SOFA - ARMLESS	BDT-SA3-KS	177	17
(ALL STYLES ALSO AVAILABLE AS SO2-QP, SL2-QP, SR2-QP & SA2-QP)	BDT-SO3-QP	176	18
SECTIONAL -THREE SEAT QUEEN PLUS SOFA - L/A SITTING	BDT-SL3-QP	177	18
SECTIONAL -THREE SEAT QUEEN PLUS SOFA - R/A SITTING	BDT-SR3-QP	177	18
SECTIONAL -THREE SEAT QUEEN PLUS SOFA - ARMLESS	BDT-SA3-QP	164	17
THREE SEAT SOFA CHAISE - L/A SITTING - QUEEN PLUS SIZE	BDT-SLA-QP	190	19
THREE SEAT SOFA CHAISE - R/A SITTING - QUEEN PLUS SIZE	BDT-SRA-QP	190	19
TWO SEAT SOFA CONVERTIBLE-QUEEN SIZE	BDT-SO2-QS	163	16
SECTIONAL -TWO SEAT QUEEN SOFA - L/A SITTING	BDT-SL2-QS	162	17
SECTIONAL -TWO SEAT QUEEN SOFA - R/A SITTING	BDT-SR2-QS	162	17
SECTIONAL -TWO SEAT QUEEN SOFA - ARMLESS	BDT-SA2-QS	152	16
TWO SEAT MID-SIZE SOFA CONVERTIBLE-FULL SIZE	BDT-SM2-FS	160	16
SECTIONAL -TWO SEAT FULL SOFA - L/A SITTING	BDT-SL2-FS	150	17
SECTIONAL -TWO SEAT FULL SOFA - R/A SITTING	BDT-SR2-FS	150	17
SECTIONAL -TWO SEAT FULL SOFA - ARMLESS	BDT-SA2-FS	151	16
CHAIR AND A HALF CONVERTIBLE-TWIN SIZE	BDT-CH2-TS	139	14
SECTIONAL -ONE SEAT TWIN SOFA - L/A SITTING	BDT-CLI-TS	110	15
SECTIONAL -ONE SEAT TWIN SOFA- R/A SITTING	BDT-CRI-TS	110	15
SECTIONAL -ONE SEAT TWIN SOFA - ARMLESS	BDT-CAI-TS	103	10
CHAIR AND A HALF CONVERTIBLE-COT SIZE	BDT-CH2-CS	131	13
SECTIONAL -ONE SEAT COT SOFA - L/A SITTING	BDT-CLI-CS	100	14
SECTIONAL -ONE SEAT COT SOFA- R/A SITTING	BDT-CRI-CS	100	14
SECTIONAL -ONE SEAT COT SOFA - ARMLESS	BDT-CAI-CS	98	10
TWO SEAT SOFA CONVERTIBLE-DOUBLE COT SIZE	BDT-DBL-CS	172	18
SECTIONAL -TWO SEAT DOUBLE COT SOFA - L/A SITTING	BDT-DL2-CS	162	17
SECTIONAL -TWO SEAT DOUBLE COT SOFA - R/A SITTING	BDT-DR2-CS	162	17
SECTIONAL -TWO SEAT DOUBLE COT SOFA - ARMLESS	BDT-DAI-CS	146	10

AMERICAN LEATHER BYOC REFERENCE GUIDE

BRANDT - STATIONARY



STANDARD FEATURES

Featuring the patented Tiffany 24/7™ platform sleep system
 Room to stretch out with true 80 inches of bedroom-length sleeping surface
 Ultimate comfort on four inches of plush, high-density foam mattress
 Zero wall clearance
 Single-needle top-stitch
 High-density, high-resiliency foam seat cushions
 Loose back and seat cushions
 Lifetime warranty on frame
 10-year mechanism warranty
 Brushed stainless steel sled leg

OPTIONS

Premier with Crypton® ticking, Gel, or Tempur-Pedic® mattress available
 High-density, high-resiliency foam seat cushions encased in down and down back cushions available

DESCRIPTION	FRAME CODE	C.O.L.	C.O.M.
		TOTAL SQ. FT	TOTAL YDG
THREE SEAT SOFA - STANDARD	BDT-SO3-ST	188	18
THREE SEAT SOFA - L/A SITTING	BDT-SO3-LA	167	17
THREE SEAT SOFA - R/A SITTING	BDT-SO3-RA	167	17
THREE SEAT SOFA - ARMLESS	BDT-SO3-AA	151	15
TWO SEAT SOFA - STANDARD	BDT-SO2-ST	172	17
TWO SEAT SOFA - L/A SITTING	BDT-SO2-LA	160	16
TWO SEAT SOFA - R/A SITTING	BDT-SO2-RA	160	16
TWO SEAT SOFA - ARMLESS	BDT-SO2-AA	143	15
LOVESEAT - STANDARD	BDT-LVS-ST	146	16
LOVESEAT - L/A SITTING	BDT-LVS-LA	133	15
LOVESEAT - R/A SITTING	BDT-LVS-RA	133	15
LOVESEAT - ARMLESS	BDT-LVS-AA	109	13
CHAIR AND A HALF - STANDARD	BDT-CH2-ST	114	14
CHAIR AND A HALF - L/A SITTING	BDT-CH2-LA	96	13
CHAIR AND A HALF - R/A SITTING	BDT-CH2-RA	96	13
CHAIR AND A HALF - ARMLESS	BDT-CH2-AA	84	10
CHAIR - STANDARD	BDT-CHR-ST	104	11
CHAIR - L/A SITTING	BDT-CHR-LA	85	10
CHAIR - R/A SITTING	BDT-CHR-RA	85	10
CHAIR - ARMLESS	BDT-CHR-AA	65	8
RECLINER - STANDARD PUSH ARM	BDT-REC-ST	94	8
OTTOMAN - STANDARD	BDT-OTO-ST	27	4
STORAGE OTTOMAN	BDT-STO-ST	30	4
STORAGE OTTOMAN - DOUBLE WIDE	BDT-STO-DW	50	5
90 DEGREE ROUND CORNER UNIT	BDT-CNR-ST	106	13
90 DEGREE SQUARE CORNER UNIT	BDT-CNR-SQ	101	14
SMALL CHAISE - L/A SITTING	BDT-SCH-LA	114	12
SMALL CHAISE - R/A SITTING	BDT-SCH-RA	114	12
SMALL STORAGE CHAISE - L/A SITTING	BDT-STC-LA	114	12
SMALL STORAGE CHAISE - R/A SITTING	BDT-STC-RA	114	12
SMALL BUMPER CHAISE - L/A SITTING	BDT-SBC-LA	154	17

AMERICAN LEATHER BYOC REFERENCE GUIDE

SMALL BUMPER CHAISE - R/A SITTING	BDT-SBC-RA	154	17
SMALL BUMPER STORAGE CHAISE - L/A SITTING	BDT-STB-LA	154	17
SMALL BUMPER STORAGE CHAISE - R/A SITTING	BDT-STB-RA	154	17
LARGE CHAISE - L/A SITTING	BDT-LCH-LA	127	14
LARGE CHAISE - R/A SITTING	BDT-LCH-RA	127	14
LARGE STORAGE CHAISE - L/A SITTING	BDT-LTC-LA	133	15
LARGE STORAGE CHAISE - R/A SITTING	BDT-LTC-RA	133	15
LARGE BUMPER CHAISE - L/A SITTING	BDT-LBC-LA	160	19
LARGE BUMPER CHAISE - R/A SITTING	BDT-LBC-RA	160	19
LARGE BUMPER STORAGE CHAISE - L/A SITTING	BDT-LTB-LA	133	15
LARGE BUMPER STORAGE CHAISE - R/A SITTING	BDT-LTB-RA	133	15
SQUARE CORNER RETURN - L/A SITTING	BDT-SQS-LA	216	22
SQUARE CORNER RETURN - R/A SITTING	BDT-SQS-RA	216	22
CUDDLER WEDGE - L/A SITTING	BDT-CWG-LA	133	16
CUDDLER WEDGE - R/A SITTING	BDT-CWG-RA	133	16

AMERICAN LEATHER BYOC REFERENCE GUIDE

BRYSON



STANDARD FEATURES

Featuring the patented Tiffany 24/7™ platform sleep system
 Room to stretch out with true four inches of bedroom-length sleeping surface
 Ultimate comfort on four inches of plush, high-density foam mattress
 Zero wall clearance
 Double-needle top-stitch
 High-density, high-resiliency foam seat cushions
 Loose back and seat cushions
 Lifetime warranty on frame
 10-year mechanism warranty
 Metal legs

OPTIONS

Premier with Crypton® ticking, Gel, or Tempur-Pedic® mattress available
 High-density, high-resiliency foam seat cushions encased in down and down back cushions available
 Wood legs available in Acorn, Espresso or Walnut finish

DESCRIPTION	FRAME CODE	C.O.L.	C.O.M.
		TOTAL SQ. FT	TOTAL YDG
THREE SEAT SOFA CONVERTIBLE-KING SIZE	BRS-SO3-KS	188	19
SECTIONAL -THREE SEAT KING SIZE SOFA - L/A SITTING	BRS-SL3-KS	191	19
SECTIONAL - THREE SEAT KING SIZE SOFA - R/A SITTING	BRS-SR3-KS	191	19
SECTIONAL -THREE SEAT KING SIZE SOFA - ARMLESS	BRS-SA3-KS	181	17
(ALL STYLES ALSO AVAILABLE AS SO2-QP, SL2-QP, SR2-QP & SA2-QP)	BRS-SO3-QP	180	18
SECTIONAL -THREE SEAT QUEEN PLUS SOFA - L/A SITTING	BRS-SL3-QP	181	18
SECTIONAL -THREE SEAT QUEEN PLUS SOFA - R/A SITTING	BRS-SR3-QP	181	18
SECTIONAL -THREE SEAT QUEEN PLUS SOFA - ARMLESS	BRS-SA3-QP	168	17
THREE SEAT SOFA CHAISE - L/A SITTING - QUEEN PLUS SIZE	BRS-SLA-QP	194	19
THREE SEAT SOFA CHAISE - R/A SITTING - QUEEN PLUS SIZE	BRS-SRA-QP	194	19
TWO SEAT SOFA CONVERTIBLE-QUEEN SIZE	BRS-SO2-QS	167	16
SECTIONAL -TWO SEAT QUEEN SOFA - L/A SITTING	BRS-SL2-QS	166	17
SECTIONAL -TWO SEAT QUEEN SOFA - R/A SITTING	BRS-SR2-QS	166	17
SECTIONAL -TWO SEAT QUEEN SOFA - ARMLESS	BRS-SA2-QS	156	16
TWO SEAT MID-SIZE SOFA CONVERTIBLE-FULL SIZE	BRS-SM2-FS	164	16
SECTIONAL -TWO SEAT FULL SOFA - L/A SITTING	BRS-SL2-FS	154	17
SECTIONAL -TWO SEAT FULL SOFA - R/A SITTING	BRS-SR2-FS	154	17
SECTIONAL -TWO SEAT FULL SOFA - ARMLESS	BRS-SA2-FS	155	16
CHAIR AND A HALF CONVERTIBLE-TWIN SIZE	BRS-CH2-TS	143	14
SECTIONAL -ONE SEAT TWIN SOFA - L/A SITTING	BRS-CLI-TS	114	15
SECTIONAL -ONE SEAT TWIN SOFA- R/A SITTING	BRS-CRI-TS	114	15
SECTIONAL -ONE SEAT TWIN SOFA - ARMLESS	BRS-CAI-TS	107	10
CHAIR AND A HALF CONVERTIBLE-COT SIZE	BRS-CH2-CS	135	13
SECTIONAL -ONE SEAT COT SOFA - L/A SITTING	BRS-CLI-CS	104	14
SECTIONAL -ONE SEAT COT SOFA- R/A SITTING	BRS-CRI-CS	104	14
SECTIONAL -ONE SEAT COT SOFA - ARMLESS	BRS-CAI-CS	102	10
TWO SEAT SOFA CONVERTIBLE-DOUBLE COT SIZE	BRS-DBL-CS	176	18
SECTIONAL -TWO SEAT DOUBLE COT SOFA - L/A SITTING	BRS-DL2-CS	166	17
SECTIONAL -TWO SEAT DOUBLE COT SOFA - R/A SITTING	BRS-DR2-CS	166	17
SECTIONAL -TWO SEAT DOUBLE COT SOFA - ARMLESS	BRS-DAI-CS	150	10

AMERICAN LEATHER BYOC REFERENCE GUIDE

BRYSON - STATIONARY



STANDARD FEATURES

Featuring the patented Tiffany 24/7™ platform sleep system
 Room to stretch out with true four inches of bedroom-length sleeping surface
 Ultimate comfort on four inches of plush, high-density foam mattress
 Zero wall clearance
 Double-needle top-stitch
 High-density, high-resiliency foam seat cushions
 Loose back and seat cushions
 Lifetime warranty on frame
 10-year mechanism warranty
 Metal legs

OPTIONS

Premier with Crypton® ticking, Gel, or Tempur-Pedic® mattress available
 High-density, high-resiliency foam seat cushions encased in down and down back cushions available
 Wood legs available in Acorn, Espresso or

DESCRIPTION	FRAME CODE	C.O.L.	C.O.M.
		TOTAL SQ. FT	TOTAL YDG
THREE SEAT SOFA - STANDARD	BRS-SO3-ST	192	18
THREE SEAT SOFA - L/A SITTING	BRS-SO3-LA	171	17
THREE SEAT SOFA - R/A SITTING	BRS-SO3-RA	171	17
THREE SEAT SOFA - ARMLESS	BRS-SO3-AA	155	15
TWO SEAT SOFA - STANDARD	BRS-SO2-ST	176	17
TWO SEAT SOFA - L/A SITTING	BRS-SO2-LA	164	16
TWO SEAT SOFA - R/A SITTING	BRS-SO2-RA	164	16
TWO SEAT SOFA - ARMLESS	BRS-SO2-AA	147	15
LOVESEAT - STANDARD	BRS-LVS-ST	150	16
LOVESEAT - L/A SITTING	BRS-LVS-LA	137	15
LOVESEAT - R/A SITTING	BRS-LVS-RA	137	15
LOVESEAT - ARMLESS	BRS-LVS-AA	113	13
CHAIR AND A HALF - STANDARD	BRS-CH2-ST	118	14
CHAIR AND A HALF - L/A SITTING	BRS-CH2-LA	100	13
CHAIR AND A HALF - R/A SITTING	BRS-CH2-RA	100	13
CHAIR AND A HALF - ARMLESS	BRS-CH2-AA	88	10
CHAIR - STANDARD	BRS-CHR-ST	108	11
CHAIR - L/A SITTING	BRS-CHR-LA	89	10
CHAIR - R/A SITTING	BRS-CHR-RA	89	10
CHAIR - ARMLESS	BRS-CHR-AA	69	8
RECLINER - STANDARD PUSH ARM	BRS-REC-ST	98	8
OTTOMAN - STANDARD	BRS-OTO-ST	31	4
STORAGE OTTOMAN	BRS-STO-ST	34	4
STORAGE OTTOMAN - DOUBLE WIDE	BRS-STO-DW	54	5
90 DEGREE ROUND CORNER UNIT	BRS-CNR-ST	110	13
90 DEGREE SQUARE CORNER UNIT	BRS-CNR-SQ	105	14
SMALL CHAISE - L/A SITTING	BRS-SCH-LA	118	12
SMALL CHAISE - R/A SITTING	BRS-SCH-RA	118	12
SMALL STORAGE CHAISE - L/A SITTING	BRS-STC-LA	118	12
SMALL STORAGE CHAISE - R/A SITTING	BRS-STC-RA	118	12

AMERICAN LEATHER BYOC REFERENCE GUIDE

SMALL BUMPER CHAISE - L/A SITTING	BRS-SBC-LA	158	17
SMALL BUMPER CHAISE - R/A SITTING	BRS-SBC-RA	158	17
SMALL BUMPER STORAGE CHAISE - L/A SITTING	BRS-STB-LA	158	17
SMALL BUMPER STORAGE CHAISE - R/A SITTING	BRS-STB-RA	158	17
LARGE CHAISE - L/A SITTING	BRS-LCH-LA	131	14
LARGE CHAISE - R/A SITTING	BRS-LCH-RA	131	14
LARGE STORAGE CHAISE - L/A SITTING	BRS-LTC-LA	137	15
LARGE STORAGE CHAISE - R/A SITTING	BRS-LTC-RA	137	15
LARGE BUMPER CHAISE - L/A SITTING	BRS-LBC-LA	164	19
LARGE BUMPER CHAISE - R/A SITTING	BRS-LBC-RA	164	19
LARGE BUMPER STORAGE CHAISE - L/A SITTING	BRS-LTB-LA	137	15
LARGE BUMPER STORAGE CHAISE - R/A SITTING	BRS-LTB-RA	137	15
SQUARE CORNER RETURN - L/A SITTING	BRS-SQS-LA	220	22
SQUARE CORNER RETURN - R/A SITTING	BRS-SQS-RA	220	22
CUDDLER WEDGE- L/A SITTING	BRS-CWG-LA	137	16
CUDDLER WEDGE - R/A SITTING	BRS-CWG-RA	137	16

AMERICAN LEATHER BYOC REFERENCE GUIDE

CONLEY



STANDARD FEATURES

Featuring the patented Tiffany 24/7™ platform sleep system
 Room to stretch out with true 80 inches of bedroom-length sleeping surface
 Ultimate comfort on four inches of plush, high-density foam mattress
 Zero wall clearance
 Single-needle top-stitch
 High-density, high-resiliency foam seat cushions
 Loose back and seat cushions
 Lifetime warranty on frame
 10-year mechanism warranty

OPTIONS

Premier with Crypton® ticking, Gel, or Tempur-Pedic® mattress available
 High-density, high-resiliency foam seat cushions encased in down and down back cushions available
 Wood legs available in Acorn, Espresso, or Walnut finish
 Nailhead trim available in Antique Brass, Chrome or Pewter finish (arms and deck)

DESCRIPTION	FRAME CODE	C.O.L.	C.O.M.
		TOTAL SQ. FT	TOTAL YDG
THREE SEAT SOFA CONVERTIBLE-KING SIZE	CNL-SO3-KS	184	19
SECTIONAL -THREE SEAT KING SIZE SOFA - L/A SITTING	CNL-SL3-KS	187	19
SECTIONAL - THREE SEAT KING SIZE SOFA - R/A SITTING	CNL-SR3-KS	187	19
SECTIONAL -THREE SEAT KING SIZE SOFA - ARMLESS	CNL-SA3-KS	177	17
(ALL STYLES ALSO AVAILABLE AS SO2-QP, SL2-QP, SR2-QP & SA2-QP)	CNL-SO3-QP	176	18
SECTIONAL -THREE SEAT QUEEN PLUS SOFA - L/A SITTING	CNL-SL3-QP	177	18
SECTIONAL -THREE SEAT QUEEN PLUS SOFA - R/A SITTING	CNL-SR3-QP	177	18
SECTIONAL -THREE SEAT QUEEN PLUS SOFA - ARMLESS	CNL-SA3-QP	164	17
THREE SEAT SOFA CHAISE - L/A SITTING - QUEEN PLUS SIZE	CNL-SLA-QP	190	19
THREE SEAT SOFA CHAISE - R/A SITTING - QUEEN PLUS SIZE	CNL-SRA-QP	190	19
TWO SEAT SOFA CONVERTIBLE-QUEEN SIZE	CNL-SO2-QS	163	16
SECTIONAL -TWO SEAT QUEEN SOFA - L/A SITTING	CNL-SL2-QS	162	17
SECTIONAL -TWO SEAT QUEEN SOFA - R/A SITTING	CNL-SR2-QS	162	17
SECTIONAL -TWO SEAT QUEEN SOFA - ARMLESS	CNL-SA2-QS	152	16
TWO SEAT MID-SIZE SOFA CONVERTIBLE-FULL SIZE	CNL-SM2-FS	160	16
SECTIONAL -TWO SEAT FULL SOFA - L/A SITTING	CNL-SL2-FS	150	17
SECTIONAL -TWO SEAT FULL SOFA - R/A SITTING	CNL-SR2-FS	150	17
SECTIONAL -TWO SEAT FULL SOFA - ARMLESS	CNL-SA2-FS	151	16
CHAIR AND A HALF CONVERTIBLE-TWIN SIZE	CNL-CH2-TS	139	14
SECTIONAL -ONE SEAT TWIN SOFA - L/A SITTING	CNL-CLI-TS	110	15
SECTIONAL -ONE SEAT TWIN SOFA- R/A SITTING	CNL-CRI-TS	110	15
SECTIONAL -ONE SEAT TWIN SOFA - ARMLESS	CNL-CAI-TS	103	10
CHAIR AND A HALF CONVERTIBLE-COT SIZE	CNL-CH2-CS	131	13
SECTIONAL -ONE SEAT COT SOFA - L/A SITTING	CNL-CLI-CS	100	14
SECTIONAL -ONE SEAT COT SOFA- R/A SITTING	CNL-CRI-CS	100	14
SECTIONAL -ONE SEAT COT SOFA - ARMLESS	CNL-CAI-CS	98	10
TWO SEAT SOFA CONVERTIBLE-DOUBLE COT SIZE	CNL-DBL-CS	172	18
SECTIONAL -TWO SEAT DOUBLE COT SOFA - L/A SITTING	CNL-DL2-CS	162	17
SECTIONAL -TWO SEAT DOUBLE COT SOFA - R/A SITTING	CNL-DR2-CS	162	17

AMERICAN LEATHER BYOC REFERENCE GUIDE

SECTIONAL -TWO SEAT DOUBLE COT SOFA - ARMLESS	CNL-DAI-CS	146	10
---	------------	-----	----

AMERICAN LEATHER BYOC REFERENCE GUIDE

CONLEY - STATIONARY



STANDARD FEATURES

Featuring the patented Tiffany 24/7™ platform sleep system
 Room to stretch out with true 80 inches of bedroom-length sleeping surface
 Ultimate comfort on four inches of plush, high-density foam mattress
 Zero wall clearance
 Single-needle top-stitch
 High-density, high-resiliency foam seat cushions
 Loose back and seat cushions
 Lifetime warranty on frame
 10-year mechanism warranty

OPTIONS

Premier with Crypton® ticking, Gel, or Tempur-Pedic® mattress available
 High-density, high-resiliency foam seat cushions encased in down and down back cushions available
 Wood legs available in Acorn, Espresso, or Walnut finish
 Nailhead trim available in Antique Brass, Chrome or Pewter finish (arms and deck)

DESCRIPTION	FRAME CODE	C.O.L.	C.O.M.
		TOTAL SQ. FT	TOTAL YDG
THREE SEAT SOFA - STANDARD	CNL-SO3-ST	188	18
THREE SEAT SOFA - L/A SITTING	CNL-SO3-LA	167	17
THREE SEAT SOFA - R/A SITTING	CNL-SO3-RA	167	17
THREE SEAT SOFA - ARMLESS	CNL-SO3-AA	151	15
TWO SEAT SOFA - STANDARD	CNL-SO2-ST	172	17
TWO SEAT SOFA - L/A SITTING	CNL-SO2-LA	160	16
TWO SEAT SOFA - R/A SITTING	CNL-SO2-RA	160	16
TWO SEAT SOFA - ARMLESS	CNL-SO2-AA	143	15
LOVESEAT - STANDARD	CNL-LVS-ST	146	16
LOVESEAT - L/A SITTING	CNL-LVS-LA	133	15
LOVESEAT - R/A SITTING	CNL-LVS-RA	133	15
LOVESEAT - ARMLESS	CNL-LVS-AA	109	13
CHAIR AND A HALF - STANDARD	CNL-CH2-ST	114	14
CHAIR AND A HALF - L/A SITTING	CNL-CH2-LA	96	13
CHAIR AND A HALF - R/A SITTING	CNL-CH2-RA	96	13
CHAIR AND A HALF - ARMLESS	CNL-CH2-AA	84	10
CHAIR - STANDARD	CNL-CHR-ST	104	11
CHAIR - L/A SITTING	CNL-CHR-LA	85	10
CHAIR - R/A SITTING	CNL-CHR-RA	85	10
CHAIR - ARMLESS	CNL-CHR-AA	65	8
RECLINER - STANDARD PUSH ARM	CNL-REC-ST	94	8
OTTOMAN - STANDARD	CNL-OTO-ST	27	4
STORAGE OTTOMAN	CNL-STO-ST	30	4
STORAGE OTTOMAN - DOUBLE WIDE	CNL-STO-DW	53	5
90 DEGREE ROUND CORNER UNIT	CNL-CNR-ST	106	13
90 DEGREE SQUARE CORNER UNIT	CNL-CNR-SQ	101	14
SMALL CHAISE - L/A SITTING	CNL-SCH-LA	114	12
SMALL CHAISE - R/A SITTING	CNL-SCH-RA	114	12

AMERICAN LEATHER BYOC REFERENCE GUIDE

SMALL STORAGE CHAISE - L/A SITTING	CNL-STC-LA	114	12
SMALL STORAGE CHAISE - R/A SITTING	CNL-STC-RA	114	12
SMALL BUMPER CHAISE - L/A SITTING	CNL-SBC-LA	154	17
SMALL BUMPER CHAISE - R/A SITTING	CNL-SBC-RA	154	17
SMALL BUMPER STORAGE CHAISE - L/A SITTING	CNL-STB-LA	154	17
SMALL BUMPER STORAGE CHAISE - R/A SITTING	CNL-STB-RA	154	17
LARGE CHAISE - L/A SITTING	CNL-LCH-LA	127	14
LARGE CHAISE - R/A SITTING	CNL-LCH-RA	127	14
LARGE STORAGE CHAISE - L/A SITTING	CNL-LTC-LA	133	15
LARGE STORAGE CHAISE - R/A SITTING	CNL-LTC-RA	133	15
LARGE BUMPER CHAISE - L/A SITTING	CNL-LBC-LA	160	19
LARGE BUMPER CHAISE - R/A SITTING	CNL-LBC-RA	160	19
LARGE BUMPER STORAGE CHAISE - L/A SITTING	CNL-LTB-LA	133	15
LARGE BUMPER STORAGE CHAISE - R/A SITTING	CNL-LTB-RA	133	15
SQUARE CORNER RETURN - L/A SITTING	CNL-SQS-LA	216	22
SQUARE CORNER RETURN - R/A SITTING	CNL-SQS-RA	216	22
CUDDLER WEDGE - L/A SITTING	CNL-CWG-LA	133	16
CUDDLER WEDGE - R/A SITTING	CNL-CWG-RA	133	16

AMERICAN LEATHER BYOC REFERENCE GUIDE

GAINES

	<p>STANDARD FEATURES Featuring the patented Tiffany 24/7™ platform sleep system Room to stretch out with true 80 inches of bedroom-length sleeping surface Ultimate comfort on five inches of plush, high-density foam mattress Zero wall clearance Double-needle top-stitch High-density, high-resiliency foam seat cushions Loose back and seat cushions Lifetime warranty on frame 10-year mechanism warranty</p> <p>OPTIONS Premier with Crypton® ticking, Gel, or Tempur-Pedic® mattress available High-density, high-resiliency foam seat cushions encased in down and down back cushions available Wood legs available in Acorn, Espresso or Walnut finish Nailhead trim available in Antique Brass, Chrome or Pewter finish (arms and deck)</p>
--	--

DESCRIPTION	FRAME CODE	C.O.L.	C.O.M.
		TOTAL SQ. FT	TOTAL YDG
THREE SEAT SOFA CONVERTIBLE-KING SIZE	GNE-SO3-KS	190	20
SECTIONAL -THREE SEAT KING SIZE SOFA - L/A SITTING	GNE-SL3-KS	193	20
SECTIONAL - THREE SEAT KING SIZE SOFA - R/A SITTING	GNE-SR3-KS	193	20
SECTIONAL -THREE SEAT KING SIZE SOFA - ARMLESS	GNE-SA3-KS	183	18
(ALL STYLES ALSO AVAILABLE AS SO2-QP, SL2-QP, SR2-QP & SA2-QP)	GNE-SO3-QP	182	19
SECTIONAL -THREE SEAT QUEEN PLUS SOFA - L/A SITTING	GNE-SL3-QP	183	19
SECTIONAL -THREE SEAT QUEEN PLUS SOFA - R/A SITTING	GNE-SR3-QP	183	19
SECTIONAL -THREE SEAT QUEEN PLUS SOFA - ARMLESS	GNE-SA3-QP	170	18
THREE SEAT SOFA CHAISE - L/A SITTING - QUEEN PLUS SIZE	GNE-SLA-QP	196	20
THREE SEAT SOFA CHAISE - R/A SITTING - QUEEN PLUS SIZE	GNE-SRA-QP	196	20
TWO SEAT SOFA CONVERTIBLE-QUEEN SIZE	GNE-SO2-QS	169	17
SECTIONAL -TWO SEAT QUEEN SOFA - L/A SITTING	GNE-SL2-QS	168	18
SECTIONAL -TWO SEAT QUEEN SOFA - R/A SITTING	GNE-SR2-QS	168	18
SECTIONAL -TWO SEAT QUEEN SOFA - ARMLESS	GNE-SA2-QS	158	17
TWO SEAT MID-SIZE SOFA CONVERTIBLE-FULL SIZE	GNE-SM2-FS	166	17
SECTIONAL -TWO SEAT FULL SOFA - L/A SITTING	GNE-SL2-FS	156	18
SECTIONAL -TWO SEAT FULL SOFA - R/A SITTING	GNE-SR2-FS	156	18
SECTIONAL -TWO SEAT FULL SOFA - ARMLESS	GNE-SA2-FS	157	17
CHAIR AND A HALF CONVERTIBLE-TWIN SIZE	GNE-CH2-TS	145	15
SECTIONAL -ONE SEAT TWIN SOFA - L/A SITTING	GNE-CLI-TS	116	16
SECTIONAL -ONE SEAT TWIN SOFA- R/A SITTING	GNE-CRI-TS	116	16
SECTIONAL -ONE SEAT TWIN SOFA - ARMLESS	GNE-CAI-TS	109	11
CHAIR AND A HALF CONVERTIBLE-COT SIZE	GNE-CH2-CS	137	14
SECTIONAL -ONE SEAT COT SOFA - L/A SITTING	GNE-CLI-CS	106	15
SECTIONAL -ONE SEAT COT SOFA- R/A SITTING	GNE-CRI-CS	106	15
SECTIONAL -ONE SEAT COT SOFA - ARMLESS	GNE-CAI-CS	104	11
TWO SEAT SOFA CONVERTIBLE-DOUBLE COT SIZE	GNE-DBL-CS	178	19
SECTIONAL -TWO SEAT DOUBLE COT SOFA - L/A SITTING	GNE-DL2-CS	168	18
SECTIONAL -TWO SEAT DOUBLE COT SOFA - R/A SITTING	GNE-DR2-CS	168	18

AMERICAN LEATHER BYOC REFERENCE GUIDE

SECTIONAL -TWO SEAT DOUBLE COT SOFA - ARMLESS	GNE-DAI-CS	152	11
---	------------	-----	----

AMERICAN LEATHER BYOC REFERENCE GUIDE

GAINES - STATIONARY



STANDARD FEATURES

Featuring the patented Tiffany 24/7™ platform sleep system
 Room to stretch out with true 80 inches of bedroom-length sleeping surface
 Ultimate comfort on five inches of plush, high-density foam mattress
 Zero wall clearance
 Double-needle top-stitch
 High-density, high-resiliency foam seat cushions
 Loose back and seat cushions
 Lifetime warranty on frame
 10-year mechanism warranty

OPTIONS

Premier with Crypton® ticking, Gel, or Tempur-Pedic® mattress available
 High-density, high-resiliency foam seat cushions encased in down and down back cushions available
 Wood legs available in Acorn, Espresso or Walnut finish
 Nailhead trim available in Antique Brass, Chrome or Pewter finish (arms and deck)

DESCRIPTION	FRAME CODE	C.O.L.	C.O.M.
		TOTAL SQ. FT	TOTAL YDG
THREE SEAT SOFA - STANDARD	GNE-SO3-ST	194	19
THREE SEAT SOFA - L/A SITTING	GNE-SO3-LA	173	18
THREE SEAT SOFA - R/A SITTING	GNE-SO3-RA	173	18
THREE SEAT SOFA - ARMLESS	GNE-SO3-AA	157	16
TWO SEAT SOFA - STANDARD	GNE-SO2-ST	178	18
TWO SEAT SOFA - L/A SITTING	GNE-SO2-LA	166	17
TWO SEAT SOFA - R/A SITTING	GNE-SO2-RA	166	17
TWO SEAT SOFA - ARMLESS	GNE-SO2-AA	149	16
LOVESEAT - STANDARD	GNE-LVS-ST	152	17
LOVESEAT - L/A SITTING	GNE-LVS-LA	139	16
LOVESEAT - R/A SITTING	GNE-LVS-RA	139	16
LOVESEAT - ARMLESS	GNE-LVS-AA	115	14
CHAIR AND A HALF - STANDARD	GNE-CH2-ST	120	15
CHAIR AND A HALF - L/A SITTING	GNE-CH2-LA	102	14
CHAIR AND A HALF - R/A SITTING	GNE-CH2-RA	102	14
CHAIR AND A HALF - ARMLESS	GNE-CH2-AA	90	11
CHAIR - STANDARD	GNE-CHR-ST	110	12
CHAIR - L/A SITTING	GNE-CHR-LA	91	11
CHAIR - R/A SITTING	GNE-CHR-RA	91	11
CHAIR - ARMLESS	GNE-CHR-AA	71	9
RECLINER - STANDARD PUSH ARM	GNE-REC-ST	100	9
OTTOMAN - STANDARD	GNE-OTO-ST	33	4
STORAGE OTTOMAN	GNE-STO-ST	36	4
STORAGE OTTOMAN - DOUBLE WIDE	GNE-STO-DW	56	5
90 DEGREE ROUND CORNER UNIT	GNE-CNR-ST	112	14
90 DEGREE SQUARE CORNER UNIT	GNE-CNR-SQ	107	15
SMALL CHAISE - L/A SITTING	GNE-SCH-LA	120	13
SMALL CHAISE - R/A SITTING	GNE-SCH-RA	120	13

AMERICAN LEATHER BYOC REFERENCE GUIDE

SMALL STORAGE CHAISE - L/A SITTING	GNE-STC-LA	120	13
SMALL STORAGE CHAISE - R/A SITTING	GNE-STC-RA	120	13
SMALL BUMPER CHAISE - L/A SITTING	GNE-SBC-LA	160	18
SMALL BUMPER CHAISE - R/A SITTING	GNE-SBC-RA	160	18
SMALL BUMPER STORAGE CHAISE - L/A SITTING	GNE-STB-LA	160	18
SMALL BUMPER STORAGE CHAISE - R/A SITTING	GNE-STB-RA	160	18
LARGE CHAISE - L/A SITTING	GNE-LCH-LA	133	15
LARGE CHAISE - R/A SITTING	GNE-LCH-RA	133	15
LARGE STORAGE CHAISE - L/A SITTING	GNE-LTC-LA	139	16
LARGE STORAGE CHAISE - R/A SITTING	GNE-LTC-RA	139	16
LARGE BUMPER CHAISE - L/A SITTING	GNE-LBC-LA	166	20
LARGE BUMPER CHAISE - R/A SITTING	GNE-LBC-RA	166	20
LARGE BUMPER STORAGE CHAISE - L/A SITTING	GNE-LTB-LA	139	16
LARGE BUMPER STORAGE CHAISE - R/A SITTING	GNE-LTB-RA	139	16
SQUARE CORNER RETURN - L/A SITTING	GNE-SQS-LA	222	23
SQUARE CORNER RETURN - R/A SITTING	GNE-SQS-RA	222	23
CUDDLER WEDGE - L/A SITTING	GNE-CWG-LA	139	17
CUDDLER WEDGE - R/A SITTING	GNE-CWG-RA	139	17

AMERICAN LEATHER BYOC REFERENCE GUIDE

GIBBS



STANDARD FEATURES

Featuring the patented Tiffany 24/7™ platform sleep system
 Room to stretch out with true 80 inches of bedroom-length sleeping surface
 Ultimate comfort on four inches of plush, high-density foam mattress
 Zero wall clearance
 Single-needle top-stitch
 High-density, high-resiliency foam seat cushions
 Loose back and seat cushions
 Lifetime warranty on frame
 10-year mechanism warranty

OPTIONS

Premier with Crypton® ticking, Gel, or Tempur-Pedic® mattress available
 High-density, high-resiliency foam seat cushions encased in down and down back cushions available
 Wood legs available in Acorn, Espresso or Walnut finish
 Nailhead trim available in Antique Brass, Chrome or Pewter finish (arms and deck)

DESCRIPTION	FRAME CODE	C.O.L.	C.O.M.
		TOTAL SQ. FT	TOTAL YDG
THREE SEAT SOFA CONVERTIBLE-KING SIZE	GIB-SO3-KS	181	19
SECTIONAL -THREE SEAT KING SIZE SOFA - L/A SITTING	GIB-SL3-KS	182	19
SECTIONAL - THREE SEAT KING SIZE SOFA - R/A SITTING	GIB-SR3-KS	182	19
SECTIONAL -THREE SEAT KING SIZE SOFA - ARMLESS	GIB-SA3-KS	174	17
(ALL STYLES ALSO AVAILABLE AS SO2-QP, SL2-QP, SR2-QP & SA2-QP)	GIB-SO3-QP	170	18
SECTIONAL -THREE SEAT QUEEN PLUS SOFA - L/A SITTING	GIB-SL3-QP	174	18
SECTIONAL -THREE SEAT QUEEN PLUS SOFA - R/A SITTING	GIB-SR3-QP	174	18
SECTIONAL -THREE SEAT QUEEN PLUS SOFA - ARMLESS	GIB-SA3-QP	160	17
THREE SEAT SOFA CHAISE - L/A SITTING - QUEEN PLUS SIZE	GIB-SLA-QP	190	19
THREE SEAT SOFA CHAISE - R/A SITTING - QUEEN PLUS SIZE	GIB-SRA-QP	190	19
TWO SEAT SOFA CONVERTIBLE-QUEEN SIZE	GIB-SO2-QS	160	16
SECTIONAL -TWO SEAT QUEEN SOFA - L/A SITTING	GIB-SL2-QS	153	17
SECTIONAL -TWO SEAT QUEEN SOFA - R/A SITTING	GIB-SR2-QS	153	17
SECTIONAL -TWO SEAT QUEEN SOFA - ARMLESS	GIB-SA2-QS	149	16
TWO SEAT MID-SIZE SOFA CONVERTIBLE-FULL SIZE	GIB-SM2-FS	160	16
SECTIONAL -TWO SEAT FULL SOFA - L/A SITTING	GIB-SL2-FS	148	17
SECTIONAL -TWO SEAT FULL SOFA - R/A SITTING	GIB-SR2-FS	148	17
SECTIONAL -TWO SEAT FULL SOFA - ARMLESS	GIB-SA2-FS	147	16
CHAIR AND A HALF CONVERTIBLE-TWIN SIZE	GIB-CH2-TS	136	14
SECTIONAL -ONE SEAT TWIN SOFA - L/A SITTING	GIB-CLI-TS	106	15
SECTIONAL -ONE SEAT TWIN SOFA- R/A SITTING	GIB-CRI-TS	106	15
SECTIONAL -ONE SEAT TWIN SOFA - ARMLESS	GIB-CAI-TS	101	10
CHAIR AND A HALF CONVERTIBLE-COT SIZE	GIB-CH2-CS	125	13
SECTIONAL -ONE SEAT COT SOFA - L/A SITTING	GIB-CLI-CS	98	14
SECTIONAL -ONE SEAT COT SOFA- R/A SITTING	GIB-CRI-CS	98	14
SECTIONAL -ONE SEAT COT SOFA - ARMLESS	GIB-CAI-CS	86	10
TWO SEAT SOFA CONVERTIBLE-DOUBLE COT SIZE	GIB-DBL-CS	169	18
SECTIONAL -TWO SEAT DOUBLE COT SOFA - L/A SITTING	GIB-DL2-CS	159	17
SECTIONAL -TWO SEAT DOUBLE COT SOFA - R/A SITTING	GIB-DR2-CS	159	17

AMERICAN LEATHER BYOC REFERENCE GUIDE

SECTIONAL -TWO SEAT DOUBLE COT SOFA - ARMLESS	GIB-DAI-CS	146	10
---	------------	-----	----

AMERICAN LEATHER BYOC REFERENCE GUIDE

GIBBS - STATIONARY



STANDARD FEATURES

Featuring the patented Tiffany 24/7™ platform sleep system
 Room to stretch out with true 80 inches of bedroom-length sleeping surface
 Ultimate comfort on four inches of plush, high-density foam mattress
 Zero wall clearance
 Single-needle top-stitch
 High-density, high-resiliency foam seat cushions
 Loose back and seat cushions
 Lifetime warranty on frame
 10-year mechanism warranty

OPTIONS

Premier with Crypton® ticking, Gel, or Tempur-Pedic® mattress available
 High-density, high-resiliency foam seat cushions encased in down and down back cushions available
 Wood legs available in Acorn, Espresso or Walnut finish
 Nailhead trim available in Antique Brass, Chrome or Pewter finish (arms and deck)

DESCRIPTION	FRAME CODE	C.O.L.	C.O.M.
		TOTAL SQ. FT	TOTAL YDG
THREE SEAT SOFA - STANDARD	GIB-SO3-ST	189	18
THREE SEAT SOFA - L/A SITTING	GIB-SO3-LA	165	17
THREE SEAT SOFA - R/A SITTING	GIB-SO3-RA	165	17
THREE SEAT SOFA - ARMLESS	GIB-SO3-AA	148	15
TWO SEAT SOFA - STANDARD	GIB-SO2-ST	167	17
TWO SEAT SOFA - L/A SITTING	GIB-SO2-LA	160	16
TWO SEAT SOFA - R/A SITTING	GIB-SO2-RA	160	16
TWO SEAT SOFA - ARMLESS	GIB-SO2-AA	143	15
LOVESEAT - STANDARD	GIB-LVS-ST	146	16
LOVESEAT - L/A SITTING	GIB-LVS-LA	133	15
LOVESEAT - R/A SITTING	GIB-LVS-RA	133	15
LOVESEAT - ARMLESS	GIB-LVS-AA	109	13
CHAIR AND A HALF - STANDARD	GIB-CH2-ST	114	14
CHAIR AND A HALF - L/A SITTING	GIB-CH2-LA	96	13
CHAIR AND A HALF - R/A SITTING	GIB-CH2-RA	96	13
CHAIR AND A HALF - ARMLESS	GIB-CH2-AA	84	10
CHAIR - STANDARD	GIB-CHR-ST	104	11
CHAIR - L/A SITTING	GIB-CHR-LA	85	10
CHAIR - R/A SITTING	GIB-CHR-RA	85	10
CHAIR - ARMLESS	GIB-CHR-AA	65	8
RECLINER - STANDARD PUSH ARM	GIB-REC-ST	94	8
OTTOMAN - STANDARD	GIB-OTO-ST	27	4
STORAGE OTTOMAN	GIB-STO-ST	30	4
STORAGE OTTOMAN - DOUBLE WIDE	GIB-STO-DW	50	5
90 DEGREE ROUND CORNER UNIT	GIB-CNR-ST	106	13
90 DEGREE SQUARE CORNER UNIT	GIB-CNR-SQ	101	14
SMALL CHAISE - L/A SITTING	GIB-SCH-LA	114	12
SMALL CHAISE - R/A SITTING	GIB-SCH-RA	114	12

AMERICAN LEATHER BYOC REFERENCE GUIDE

SMALL STORAGE CHAISE - L/A SITTING	GIB-STC-LA	114	12
SMALL STORAGE CHAISE - R/A SITTING	GIB-STC-RA	114	12
SMALL BUMPER CHAISE - L/A SITTING	GIB-SBC-LA	154	17
SMALL BUMPER CHAISE - R/A SITTING	GIB-SBC-RA	154	17
SMALL BUMPER STORAGE CHAISE - L/A SITTING	GIB-STB-LA	154	17
SMALL BUMPER STORAGE CHAISE - R/A SITTING	GIB-STB-RA	154	17
LARGE CHAISE - L/A SITTING	GIB-LCH-LA	127	14
LARGE CHAISE - R/A SITTING	GIB-LCH-RA	127	14
LARGE STORAGE CHAISE - L/A SITTING	GIB-LTC-LA	133	15
LARGE STORAGE CHAISE - R/A SITTING	GIB-LTC-RA	133	15
LARGE BUMPER CHAISE - L/A SITTING	GIB-LBC-LA	160	19
LARGE BUMPER CHAISE - R/A SITTING	GIB-LBC-RA	160	19
LARGE BUMPER STORAGE CHAISE - L/A SITTING	GIB-LTB-LA	133	15
LARGE BUMPER STORAGE CHAISE - R/A SITTING	GIB-LTB-RA	133	15
SQUARE CORNER RETURN - L/A SITTING	GIB-SQS-LA	216	22
SQUARE CORNER RETURN - R/A SITTING	GIB-SQS-RA	216	22
CUDDLER WEDGE - L/A SITTING	GIB-CWG-LA	133	16
CUDDLER WEDGE - R/A SITTING	GIB-CWG-RA	133	16

AMERICAN LEATHER BYOC REFERENCE GUIDE

HARRIS

	<p>STANDARD FEATURES Featuring the patented Tiffany 24/7™ platform sleep system Room to stretch out with true 80 inches of bedroom-length sleeping surface Ultimate comfort on four inches of plush, high-density foam mattress Zero wall clearance Single-needle top-stitch High-density, high-resiliency foam seat cushions Loose back and seat cushions Lifetime warranty on frame 10-year mechanism warranty</p>
	<p>OPTIONS Premier with Crypton® ticking, Gel, or Tempur-Pedic® mattress available High-density, high-resiliency foam seat cushions encased in down and down back cushions available Wood legs available in Acorn, Espresso or Walnut finish Nailhead trim available in Antique Brass, Chrome or Pewter finish (deck only)</p>

DESCRIPTION	FRAME CODE	C.O.L.	C.O.M.
		TOTAL SQ. FT	TOTAL YDG
THREE SEAT SOFA CONVERTIBLE-KING SIZE	HRS-SO3-KS	179	18
SECTIONAL -THREE SEAT KING SIZE SOFA - L/A SITTING	HRS-SL3-KS	182	18
SECTIONAL - THREE SEAT KING SIZE SOFA - R/A SITTING	HRS-SR3-KS	182	18
SECTIONAL -THREE SEAT KING SIZE SOFA - ARMLESS	HRS-SA3-KS	172	16
THREE SEAT SOFA CONVERTIBLE - QUEEN PLUS	HRS-SO3-QP	171	17
SECTIONAL -THREE SEAT QUEEN PLUS SOFA - L/A SITTING	HRS-SL3-QP	172	17
SECTIONAL -THREE SEAT QUEEN PLUS SOFA - R/A SITTING	HRS-SR3-QP	172	17
SECTIONAL -THREE SEAT QUEEN PLUS SOFA - ARMLESS	HRS-SA3-QP	159	16
THREE SEAT SOFA CHAISE - L/A SITTING - QUEEN PLUS SIZE	HRS-SLA-QP	185	18
THREE SEAT SOFA CHAISE - R/A SITTING - QUEEN PLUS SIZE	HRS-SRA-QP	185	18
TWO SEAT SOFA CONVERTIBLE-QUEEN SIZE	HRS-SO2-QS	158	15
SECTIONAL -TWO SEAT QUEEN SOFA - L/A SITTING	HRS-SL2-QS	157	16
SECTIONAL -TWO SEAT QUEEN SOFA - R/A SITTING	HRS-SR2-QS	157	16
SECTIONAL -TWO SEAT QUEEN SOFA - ARMLESS	HRS-SA2-QS	147	15
TWO SEAT MID-SIZE SOFA CONVERTIBLE-FULL SIZE	HRS-SM2-FS	155	15
SECTIONAL -TWO SEAT FULL SOFA - L/A SITTING	HRS-SL2-FS	145	16
SECTIONAL -TWO SEAT FULL SOFA - R/A SITTING	HRS-SR2-FS	145	16
SECTIONAL -TWO SEAT FULL SOFA - ARMLESS	HRS-SA2-FS	146	15
CHAIR AND A HALF CONVERTIBLE-TWIN SIZE	HRS-CH2-TS	134	13
SECTIONAL -ONE SEAT TWIN SOFA - L/A SITTING	HRS-CL1-TS	105	14
SECTIONAL -ONE SEAT TWIN SOFA- R/A SITTING	HRS-CR1-TS	105	14
SECTIONAL -ONE SEAT TWIN SOFA - ARMLESS	HRS-CA1-TS	98	9
CHAIR AND A HALF CONVERTIBLE-COT SIZE	HRS-CH2-CS	126	12
SECTIONAL -ONE SEAT COT SOFA - L/A SITTING	HRS-CL1-CS	95	13
SECTIONAL -ONE SEAT COT SOFA- R/A SITTING	HRS-CR1-CS	95	13
SECTIONAL -ONE SEAT COT SOFA - ARMLESS	HRS-CA1-CS	93	9
TWO SEAT SOFA CONVERTIBLE-DOUBLE COT SIZE	HRS-DBL-CS	167	17
SECTIONAL -TWO SEAT DOUBLE COT SOFA - L/A SITTING	HRS-DL2-CS	157	16
SECTIONAL -TWO SEAT DOUBLE COT SOFA - R/A SITTING	HRS-DR2-CS	157	16

AMERICAN LEATHER BYOC REFERENCE GUIDE

SECTIONAL -TWO SEAT DOUBLE COT SOFA - ARMLESS	HRS-DAI-CS	141	9
---	------------	-----	---

AMERICAN LEATHER BYOC REFERENCE GUIDE

HARRIS - STATIONARY



STANDARD FEATURES

Featuring the patented Tiffany 24/7™ platform sleep system
 Room to stretch out with true 80 inches of bedroom-length sleeping surface
 Ultimate comfort on four inches of plush, high-density foam mattress
 Zero wall clearance
 Single-needle top-stitch
 High-density, high-resiliency foam seat cushions
 Loose back and seat cushions
 Lifetime warranty on frame
 10-year mechanism warranty

OPTIONS

Premier with Crypton® ticking, Gel, or Tempur-Pedic® mattress available
 High-density, high-resiliency foam seat cushions encased in down and down back cushions available
 Wood legs available in Acorn, Espresso or Walnut finish
 Nailhead trim available in Antique Brass, Chrome or Pewter finish (deck only)

DESCRIPTION	FRAME CODE	C.O.L.	C.O.M.
		TOTAL SQ. FT	TOTAL YDG
THREE SEAT SOFA - STANDARD	HRS-SO3-ST	183	17
THREE SEAT SOFA - L/A SITTING	HRS-SO3-LA	162	16
THREE SEAT SOFA - R/A SITTING	HRS-SO3-RA	162	16
THREE SEAT SOFA - ARMLESS	HRS-SO3-AA	146	14
TWO SEAT SOFA - STANDARD	HRS-SO2-ST	167	16
TWO SEAT SOFA - L/A SITTING	HRS-SO2-LA	155	15
TWO SEAT SOFA - R/A SITTING	HRS-SO2-RA	155	15
TWO SEAT SOFA - ARMLESS	HRS-SO2-AA	138	14
LOVESEAT - STANDARD	HRS-LVS-ST	141	15
LOVESEAT - L/A SITTING	HRS-LVS-LA	128	14
LOVESEAT - R/A SITTING	HRS-LVS-RA	128	14
LOVESEAT - ARMLESS	HRS-LVS-AA	104	12
CHAIR AND A HALF - STANDARD	HRS-CH2-ST	109	13
CHAIR AND A HALF - L/A SITTING	HRS-CH2-LA	91	12
CHAIR AND A HALF - R/A SITTING	HRS-CH2-RA	91	12
CHAIR AND A HALF - ARMLESS	HRS-CH2-AA	79	9
CHAIR - STANDARD	HRS-CHR-ST	99	10
CHAIR - L/A SITTING	HRS-CHR-LA	80	9
CHAIR - R/A SITTING	HRS-CHR-RA	80	9
CHAIR - ARMLESS	HRS-CHR-AA	60	7
RECLINER - STANDARD PUSH ARM	HRS-REC-ST	89	7
OTTOMAN - STANDARD	HRS-OTO-ST	22	4
STORAGE OTTOMAN	HRS-STO-ST	25	4
STORAGE OTTOMAN - DOUBLE WIDE	HRS-STO-DW	48	5
90 DEGREE ROUND CORNER UNIT	HRS-CNR-ST	101	12
90 DEGREE SQUARE CORNER UNIT	HRS-CNR-SQ	96	13
SMALL CHAISE - L/A SITTING	HRS-SCH-LA	109	11
SMALL CHAISE - R/A SITTING	HRS-SCH-RA	109	11

AMERICAN LEATHER BYOC REFERENCE GUIDE

SMALL STORAGE CHAISE - L/A SITTING	HRS-STC-LA	109	11
SMALL STORAGE CHAISE - R/A SITTING	HRS-STC-RA	109	11
SMALL BUMPER CHAISE - L/A SITTING	HRS-SBC-LA	149	16
SMALL BUMPER CHAISE - R/A SITTING	HRS-SBC-RA	149	16
SMALL BUMPER STORAGE CHAISE - L/A SITTING	HRS-STB-LA	149	16
SMALL BUMPER STORAGE CHAISE - R/A SITTING	HRS-STB-RA	149	16
LARGE CHAISE - L/A SITTING	HRS-LCH-LA	122	13
LARGE CHAISE - R/A SITTING	HRS-LCH-RA	122	13
LARGE STORAGE CHAISE - L/A SITTING	HRS-LTC-LA	128	14
LARGE STORAGE CHAISE - R/A SITTING	HRS-LTC-RA	128	14
LARGE BUMPER CHAISE - L/A SITTING	HRS-LBC-LA	155	18
LARGE BUMPER CHAISE - R/A SITTING	HRS-LBC-RA	155	18
LARGE BUMPER STORAGE CHAISE - L/A SITTING	HRS-LTB-LA	128	14
LARGE BUMPER STORAGE CHAISE - R/A SITTING	HRS-LTB-RA	128	14
SQUARE CORNER RETURN - L/A SITTING	HRS-SQS-LA	211	21
SQUARE CORNER RETURN - R/A SITTING	HRS-SQS-RA	211	21
CUDDLER WEDGE - L/A SITTING	HRS-CWG-LA	128	15
CUDDLER WEDGE - R/A SITTING	HRS-CWG-RA	128	15

AMERICAN LEATHER BYOC REFERENCE GUIDE

KLEIN

	<p>STANDARD FEATURES Featuring the patented Tiffany 24/7™ platform sleep system Room to stretch out with true 80 inches of bedroom-length sleeping surface Ultimate comfort on five inches of plush, high-density foam mattress Zero wall clearance Double-needle top-stitch High-density, high-resiliency foam seat cushions Loose back and seat cushions Lifetime warranty on frame 10-year mechanism warranty</p> <p>OPTIONS Premier with Crypton® ticking, Gel, or Tempur-Pedic® mattress available High-density, high-resiliency foam seat cushions encased in down and down back cushions available Wood legs available in Acorn, Espresso or Walnut finish Nailhead trim available in Antique Brass, Chrome or Pewter finish (arms and deck)</p>
--	--

DESCRIPTION	FRAME CODE	C.O.L.	C.O.M.
		TOTAL SQ. FT	TOTAL YDG
THREE SEAT SOFA CONVERTIBLE-KING SIZE	KLE-SO3-KS	184	19
SECTIONAL -THREE SEAT KING SIZE SOFA - L/A SITTING	KLE-SL3-KS	187	19
SECTIONAL - THREE SEAT KING SIZE SOFA - R/A SITTING	KLE-SR3-KS	187	19
SECTIONAL -THREE SEAT KING SIZE SOFA - ARMLESS	KLE-SA3-KS	177	17
(ALL STYLES ALSO AVAILABLE AS SO2-QP, SL2-QP, SR2-QP & SA2-QP)	KLE-SO3-QP	176	18
SECTIONAL -THREE SEAT QUEEN PLUS SOFA - L/A SITTING	KLE-SL3-QP	177	18
SECTIONAL -THREE SEAT QUEEN PLUS SOFA - R/A SITTING	KLE-SR3-QP	177	18
SECTIONAL -THREE SEAT QUEEN PLUS SOFA - ARMLESS	KLE-SA3-QP	164	17
THREE SEAT SOFA CHAISE - L/A SITTING - QUEEN PLUS SIZE	KLE-SLA-QP	190	19
THREE SEAT SOFA CHAISE - R/A SITTING - QUEEN PLUS SIZE	KLE-SRA-QP	190	19
TWO SEAT SOFA CONVERTIBLE-QUEEN SIZE	KLE-SO2-QS	163	16
SECTIONAL -TWO SEAT QUEEN SOFA - L/A SITTING	KLE-SL2-QS	162	17
SECTIONAL -TWO SEAT QUEEN SOFA - R/A SITTING	KLE-SR2-QS	162	17
SECTIONAL -TWO SEAT QUEEN SOFA - ARMLESS	KLE-SA2-QS	152	16
TWO SEAT MID-SIZE SOFA CONVERTIBLE-FULL SIZE	KLE-SM2-FS	160	16
SECTIONAL -TWO SEAT FULL SOFA - L/A SITTING	KLE-SL2-FS	150	17
SECTIONAL -TWO SEAT FULL SOFA - R/A SITTING	KLE-SR2-FS	150	17
SECTIONAL -TWO SEAT FULL SOFA - ARMLESS	KLE-SA2-FS	151	16
CHAIR AND A HALF CONVERTIBLE-TWIN SIZE	KLE-CH2-TS	139	14
SECTIONAL -ONE SEAT TWIN SOFA - L/A SITTING	KLE-CLI-TS	110	15
SECTIONAL -ONE SEAT TWIN SOFA- R/A SITTING	KLE-CRI-TS	110	15
SECTIONAL -ONE SEAT TWIN SOFA - ARMLESS	KLE-CAI-TS	103	10
CHAIR AND A HALF CONVERTIBLE-COT SIZE	KLE-CH2-CS	131	13
SECTIONAL -ONE SEAT COT SOFA - L/A SITTING	KLE-CLI-CS	100	14
SECTIONAL -ONE SEAT COT SOFA- R/A SITTING	KLE-CRI-CS	100	14
SECTIONAL -ONE SEAT COT SOFA - ARMLESS	KLE-CAI-CS	98	10
TWO SEAT SOFA CONVERTIBLE-DOUBLE COT SIZE	KLE-DBL-CS	172	18
SECTIONAL -TWO SEAT DOUBLE COT SOFA - L/A SITTING	KLE-DL2-CS	162	17
SECTIONAL -TWO SEAT DOUBLE COT SOFA - R/A SITTING	KLE-DR2-CS	162	17

AMERICAN LEATHER BYOC REFERENCE GUIDE

SECTIONAL -TWO SEAT DOUBLE COT SOFA - ARMLESS	KLE-DAI-CS	146	10
---	------------	-----	----

AMERICAN LEATHER BYOC REFERENCE GUIDE

KLEIN - STATIONARY



STANDARD FEATURES

Featuring the patented Tiffany 24/7™ platform sleep system
 Room to stretch out with true 80 inches of bedroom-length sleeping surface
 Ultimate comfort on five inches of plush, high-density foam mattress
 Zero wall clearance
 Double-needle top-stitch
 High-density, high-resiliency foam seat cushions
 Loose back and seat cushions
 Lifetime warranty on frame
 10-year mechanism warranty

OPTIONS

Premier with Crypton® ticking, Gel, or Tempur-Pedic® mattress available
 High-density, high-resiliency foam seat cushions encased in down and down back cushions available
 Wood legs available in Acorn, Espresso or Walnut finish
 Nailhead trim available in Antique Brass, Chrome or Pewter finish (arms and deck)

DESCRIPTION	FRAME CODE	C.O.L.	C.O.M.
		TOTAL SQ. FT	TOTAL YDG
THREE SEAT SOFA - STANDARD	KLE-SO3-ST	188	18
THREE SEAT SOFA - L/A SITTING	KLE-SO3-LA	167	17
THREE SEAT SOFA - R/A SITTING	KLE-SO3-RA	167	17
THREE SEAT SOFA - ARMLESS	KLE-SO3-AA	151	15
TWO SEAT SOFA - STANDARD	KLE-SO2-ST	172	17
TWO SEAT SOFA - L/A SITTING	KLE-SO2-LA	160	16
TWO SEAT SOFA - R/A SITTING	KLE-SO2-RA	160	16
TWO SEAT SOFA - ARMLESS	KLE-SO2-AA	143	15
LOVESEAT - STANDARD	KLE-LVS-ST	146	16
LOVESEAT - L/A SITTING	KLE-LVS-LA	133	15
LOVESEAT - R/A SITTING	KLE-LVS-RA	133	15
LOVESEAT - ARMLESS	KLE-LVS-AA	109	13
CHAIR AND A HALF - STANDARD	KLE-CH2-ST	114	14
CHAIR AND A HALF - L/A SITTING	KLE-CH2-LA	96	13
CHAIR AND A HALF - R/A SITTING	KLE-CH2-RA	96	13
CHAIR AND A HALF - ARMLESS	KLE-CH2-AA	84	10
CHAIR - STANDARD	KLE-CHR-ST	104	11
CHAIR - L/A SITTING	KLE-CHR-LA	85	10
CHAIR - R/A SITTING	KLE-CHR-RA	85	10
CHAIR - ARMLESS	KLE-CHR-AA	65	8
RECLINER - STANDARD PUSH ARM	KLE-REC-ST	94	8
OTTOMAN - STANDARD	KLE-OTO-ST	27	4
STORAGE OTTOMAN	KLE-STO-ST	30	4
STORAGE OTTOMAN - DOUBLE WIDE	KLE-STO-DW	50	5
90 DEGREE ROUND CORNER UNIT	KLE-CNR-ST	106	13
90 DEGREE SQUARE CORNER UNIT	KLE-CNR-SQ	101	14
SMALL CHAISE - L/A SITTING	KLE-SCH-LA	114	12
SMALL CHAISE - R/A SITTING	KLE-SCH-RA	114	12

AMERICAN LEATHER BYOC REFERENCE GUIDE

SMALL STORAGE CHAISE - L/A SITTING	KLE-STC-LA	114	12
SMALL STORAGE CHAISE - R/A SITTING	KLE-STC-RA	114	12
SMALL BUMPER CHAISE - L/A SITTING	KLE-SBC-LA	154	17
SMALL BUMPER CHAISE - R/A SITTING	KLE-SBC-RA	154	17
SMALL BUMPER STORAGE CHAISE - L/A SITTING	KLE-STB-LA	154	17
SMALL BUMPER STORAGE CHAISE - R/A SITTING	KLE-STB-RA	154	17
LARGE CHAISE - L/A SITTING	KLE-LCH-LA	127	14
LARGE CHAISE - R/A SITTING	KLE-LCH-RA	127	14
LARGE STORAGE CHAISE - L/A SITTING	KLE-LTC-LA	133	15
LARGE STORAGE CHAISE - R/A SITTING	KLE-LTC-RA	133	15
LARGE BUMPER CHAISE - L/A SITTING	KLE-LBC-LA	160	19
LARGE BUMPER CHAISE - R/A SITTING	KLE-LBC-RA	160	19
LARGE BUMPER STORAGE CHAISE - L/A SITTING	KLE-LTB-LA	133	15
LARGE BUMPER STORAGE CHAISE - R/A SITTING	KLE-LTB-RA	133	15
SQUARE CORNER RETURN - L/A SITTING	KLE-SQS-LA	216	22
SQUARE CORNER RETURN - R/A SITTING	KLE-SQS-RA	216	22
CUDDLER WEDGE - L/A SITTING	KLE-CWG-LA	133	16
CUDDLER WEDGE - R/A SITTING	KLE-CWG-RA	133	16

AMERICAN LEATHER BYOC REFERENCE GUIDE

LYONS



STANDARD FEATURES

Featuring the patented Tiffany 24/7™ platform sleep system
 Room to stretch out with true 80 inches of bedroom-length sleeping surface
 Ultimate comfort on five inches of plush, high-density foam mattress
 Zero wall clearance
 Single-needle top-stitch
 High-density, high-resiliency foam seat cushions
 Loose back and seat cushions
 Lifetime warranty on frame
 10-year mechanism warranty

OPTIONS

Premier with Crypton® ticking, Gel, or Tempur-Pedic® mattress available
 High-density, high-resiliency foam seat cushions encased in down and down back cushions available
 Wood legs available in Acorn, Espresso or Walnut finish
 Nailhead trim available in Antique Brass, Chrome or Pewter finish (deck only)

DESCRIPTION	FRAME CODE	C.O.L.	C.O.M.
		TOTAL SQ. FT	TOTAL YDG
THREE SEAT SOFA CONVERTIBLE-KING SIZE	LYO-SO3-KS	184	19
SECTIONAL -THREE SEAT KING SIZE SOFA - L/A SITTING	LYO-SL3-KS	187	19
SECTIONAL - THREE SEAT KING SIZE SOFA - R/A SITTING	LYO-SR3-KS	187	19
SECTIONAL -THREE SEAT KING SIZE SOFA - ARMLESS	LYO-SA3-KS	177	17
(ALL STYLES ALSO AVAILABLE AS SO2-QP, SL2-QP, SR2-QP & SA2-QP)	LYO-SO3-QP	176	18
SECTIONAL -THREE SEAT QUEEN PLUS SOFA - L/A SITTING	LYO-SL3-QP	177	18
SECTIONAL -THREE SEAT QUEEN PLUS SOFA - R/A SITTING	LYO-SR3-QP	177	18
SECTIONAL -THREE SEAT QUEEN PLUS SOFA - ARMLESS	LYO-SA3-QP	164	17
THREE SEAT SOFA CHAISE - L/A SITTING - QUEEN PLUS SIZE	LYO-SLA-QP	190	19
THREE SEAT SOFA CHAISE - R/A SITTING - QUEEN PLUS SIZE	LYO-SRA-QP	190	19
TWO SEAT SOFA CONVERTIBLE-QUEEN SIZE	LYO-SO2-QS	163	16
SECTIONAL -TWO SEAT QUEEN SOFA - L/A SITTING	LYO-SL2-QS	162	17
SECTIONAL -TWO SEAT QUEEN SOFA - R/A SITTING	LYO-SR2-QS	162	17
SECTIONAL -TWO SEAT QUEEN SOFA - ARMLESS	LYO-SA2-QS	152	16
TWO SEAT MID-SIZE SOFA CONVERTIBLE-FULL SIZE	LYO-SM2-FS	160	16
SECTIONAL -TWO SEAT FULL SOFA - L/A SITTING	LYO-SL2-FS	150	17
SECTIONAL -TWO SEAT FULL SOFA - R/A SITTING	LYO-SR2-FS	150	17
SECTIONAL -TWO SEAT FULL SOFA - ARMLESS	LYO-SA2-FS	151	16
CHAIR AND A HALF CONVERTIBLE-TWIN SIZE	LYO-CH2-TS	139	14
SECTIONAL -ONE SEAT TWIN SOFA - L/A SITTING	LYO-CLI-TS	110	15
SECTIONAL -ONE SEAT TWIN SOFA- R/A SITTING	LYO-CRI-TS	110	15
SECTIONAL -ONE SEAT TWIN SOFA - ARMLESS	LYO-CAI-TS	103	10
CHAIR AND A HALF CONVERTIBLE-COT SIZE	LYO-CH2-CS	131	13
SECTIONAL -ONE SEAT COT SOFA - L/A SITTING	LYO-CLI-CS	100	14
SECTIONAL -ONE SEAT COT SOFA- R/A SITTING	LYO-CRI-CS	100	14
SECTIONAL -ONE SEAT COT SOFA - ARMLESS	LYO-CAI-CS	98	10
TWO SEAT SOFA CONVERTIBLE-DOUBLE COT SIZE	LYO-DBL-CS	172	18
SECTIONAL -TWO SEAT DOUBLE COT SOFA - L/A SITTING	LYO-DL2-CS	162	17
SECTIONAL -TWO SEAT DOUBLE COT SOFA - R/A SITTING	LYO-DR2-CS	162	17

AMERICAN LEATHER BYOC REFERENCE GUIDE

SECTIONAL -TWO SEAT DOUBLE COT SOFA - ARMLESS	LYO-DAI-CS	146	10
---	------------	-----	----

AMERICAN LEATHER BYOC REFERENCE GUIDE

LYONS - STATIONARY



STANDARD FEATURES

Featuring the patented Tiffany 24/7™ platform sleep system
 Room to stretch out with true 80 inches of bedroom-length sleeping surface
 Ultimate comfort on five inches of plush, high-density foam mattress
 Zero wall clearance
 Single-needle top-stitch
 High-density, high-resiliency foam seat cushions
 Loose back and seat cushions
 Lifetime warranty on frame
 10-year mechanism warranty

OPTIONS

Premier with Crypton® ticking, Gel, or Tempur-Pedic® mattress available
 High-density, high-resiliency foam seat cushions encased in down and down back cushions available
 Wood legs available in Acorn, Espresso or Walnut finish
 Nailhead trim available in Antique Brass, Chrome or Pewter finish (deck only)

DESCRIPTION	FRAME CODE	C.O.L.	C.O.M.
		TOTAL SQ. FT	TOTAL YDG
THREE SEAT SOFA - STANDARD	LYO-SO3-ST	188	18
THREE SEAT SOFA - L/A SITTING	LYO-SO3-LA	167	17
THREE SEAT SOFA - R/A SITTING	LYO-SO3-RA	167	17
THREE SEAT SOFA - ARMLESS	LYO-SO3-AA	151	15
TWO SEAT SOFA - STANDARD	LYO-SO2-ST	172	17
TWO SEAT SOFA - L/A SITTING	LYO-SO2-LA	160	16
TWO SEAT SOFA - R/A SITTING	LYO-SO2-RA	160	16
TWO SEAT SOFA - ARMLESS	LYO-SO2-AA	143	15
LOVESEAT - STANDARD	LYO-LVS-ST	146	16
LOVESEAT - L/A SITTING	LYO-LVS-LA	133	15
LOVESEAT - R/A SITTING	LYO-LVS-RA	133	15
LOVESEAT - ARMLESS	LYO-LVS-AA	109	13
CHAIR AND A HALF - STANDARD	LYO-CH2-ST	114	14
CHAIR AND A HALF - L/A SITTING	LYO-CH2-LA	96	13
CHAIR AND A HALF - R/A SITTING	LYO-CH2-RA	96	13
CHAIR AND A HALF - ARMLESS	LYO-CH2-AA	84	10
CHAIR - STANDARD	LYO-CHR-ST	104	11
CHAIR - L/A SITTING	LYO-CHR-LA	85	10
CHAIR - R/A SITTING	LYO-CHR-RA	85	10
CHAIR - ARMLESS	LYO-CHR-AA	65	8
RECLINER - STANDARD PUSH ARM	LYO-REC-ST	94	8
OTTOMAN - STANDARD	LYO-OTO-ST	27	4
STORAGE OTTOMAN	LYO-STO-ST	30	4
STORAGE OTTOMAN - DOUBLE WIDE	LYO-STO-DW	53	5
90 DEGREE ROUND CORNER UNIT	LYO-CNR-ST	106	13
90 DEGREE SQUARE CORNER UNIT	LYO-CNR-SQ	101	14
SMALL CHAISE - L/A SITTING	LYO-SCH-LA	114	12
SMALL CHAISE - R/A SITTING	LYO-SCH-RA	114	12

AMERICAN LEATHER BYOC REFERENCE GUIDE

SMALL STORAGE CHAISE - L/A SITTING	LYO-STC-LA	114	12
SMALL STORAGE CHAISE - R/A SITTING	LYO-STC-RA	114	12
SMALL BUMPER CHAISE - L/A SITTING	LYO-SBC-LA	154	17
SMALL BUMPER CHAISE - R/A SITTING	LYO-SBC-RA	154	17
SMALL BUMPER STORAGE CHAISE - L/A SITTING	LYO-STB-LA	154	17
SMALL BUMPER STORAGE CHAISE - R/A SITTING	LYO-STB-RA	154	17
LARGE CHAISE - L/A SITTING	LYO-LCH-LA	127	14
LARGE CHAISE - R/A SITTING	LYO-LCH-RA	127	14
LARGE STORAGE CHAISE - L/A SITTING	LYO-LTC-LA	133	15
LARGE STORAGE CHAISE - R/A SITTING	LYO-LTC-RA	133	15
LARGE BUMPER CHAISE - L/A SITTING	LYO-LBC-LA	160	19
LARGE BUMPER CHAISE - R/A SITTING	LYO-LBC-RA	160	19
LARGE BUMPER STORAGE CHAISE - L/A SITTING	LYO-LTB-LA	133	15
LARGE BUMPER STORAGE CHAISE - R/A SITTING	LYO-LTB-RA	133	15
SQUARE CORNER RETURN - L/A SITTING	LYO-SQS-LA	216	22
SQUARE CORNER RETURN - R/A SITTING	LYO-SQS-RA	216	22
CUDDLER WEDGE - L/A SITTING	LYO-CWG-LA	133	16
CUDDLER WEDGE - R/A SITTING	LYO-CWG-RA	133	16

AMERICAN LEATHER BYOC REFERENCE GUIDE

MADDEN



STANDARD FEATURES

Featuring the patented Tiffany 24/7™ platform sleep system
 Room to stretch out with true 80 inches of bedroom-length sleeping surface
 Ultimate comfort on five inches of plush, high-density foam mattress
 Under-sofa dust covers keeps dust and dirt from ever touching the mattress
 Zero wall clearance
 Flat French welt
 High-density, high-resiliency foam seat cushions
 Loose back and seat cushions
 Lifetime warranty on frame
 10-year mechanism warranty

OPTIONS

Premier with Crypton® ticking, Gel, or Tempur-Pedic® mattress available
 High-density, high-resiliency foam seat cushions encased in down and down back cushions available
 Wood legs available in Acorn, Espresso or Walnut finish

DESCRIPTION	FRAME CODE	C.O.L.	C.O.M.
		TOTAL SQ. FT	TOTAL YDG
THREE SEAT SOFA CONVERTIBLE-KING SIZE	MDD-SO3-KS	187	20
SECTIONAL -THREE SEAT KING SIZE SOFA - L/A SITTING	MDD-SL3-KS	190	20
SECTIONAL - THREE SEAT KING SIZE SOFA - R/A SITTING	MDD-SR3-KS	190	20
SECTIONAL -THREE SEAT KING SIZE SOFA - ARMLESS	MDD-SA3-KS	180	18
(ALL STYLES ALSO AVAILABLE AS SO2-QP, SL2-QP, SR2-QP & SA2-QP)	MDD-SO3-QP	179	19
SECTIONAL -THREE SEAT QUEEN PLUS SOFA - L/A SITTING	MDD-SL3-QP	180	19
SECTIONAL -THREE SEAT QUEEN PLUS SOFA - R/A SITTING	MDD-SR3-QP	180	19
SECTIONAL -THREE SEAT QUEEN PLUS SOFA - ARMLESS	MDD-SA3-QP	167	18
THREE SEAT SOFA CHAISE - L/A SITTING - QUEEN PLUS SIZE	MDD-SLA-QP	193	20
THREE SEAT SOFA CHAISE - R/A SITTING - QUEEN PLUS SIZE	MDD-SRA-QP	193	20
TWO SEAT SOFA CONVERTIBLE-QUEEN SIZE	MDD-SO2-QS	166	17
SECTIONAL -TWO SEAT QUEEN SOFA - L/A SITTING	MDD-SL2-QS	165	18
SECTIONAL -TWO SEAT QUEEN SOFA - R/A SITTING	MDD-SR2-QS	165	18
SECTIONAL -TWO SEAT QUEEN SOFA - ARMLESS	MDD-SA2-QS	155	17
TWO SEAT MID-SIZE SOFA CONVERTIBLE-FULL SIZE	MDD-SM2-FS	163	17
SECTIONAL -TWO SEAT FULL SOFA - L/A SITTING	MDD-SL2-FS	153	18
SECTIONAL -TWO SEAT FULL SOFA - R/A SITTING	MDD-SR2-FS	153	18
SECTIONAL -TWO SEAT FULL SOFA - ARMLESS	MDD-SA2-FS	154	17
CHAIR AND A HALF CONVERTIBLE-TWIN SIZE	MDD-CH2-TS	142	15
SECTIONAL -ONE SEAT TWIN SOFA - L/A SITTING	MDD-CL1-TS	113	16
SECTIONAL -ONE SEAT TWIN SOFA- R/A SITTING	MDD-CRI-TS	113	16
SECTIONAL -ONE SEAT TWIN SOFA - ARMLESS	MDD-CAI-TS	106	11
CHAIR AND A HALF CONVERTIBLE-COT SIZE	MDD-CH2-CS	134	14
SECTIONAL -ONE SEAT COT SOFA - L/A SITTING	MDD-CL1-CS	103	15
SECTIONAL -ONE SEAT COT SOFA- R/A SITTING	MDD-CRI-CS	103	15
SECTIONAL -ONE SEAT COT SOFA - ARMLESS	MDD-CAI-CS	101	11
TWO SEAT SOFA CONVERTIBLE-DOUBLE COT SIZE	MDD-DBL-CS	175	19
SECTIONAL -TWO SEAT DOUBLE COT SOFA - L/A SITTING	MDD-DL2-CS	165	18
SECTIONAL -TWO SEAT DOUBLE COT SOFA - R/A SITTING	MDD-DR2-CS	165	18

AMERICAN LEATHER BYOC REFERENCE GUIDE

SECTIONAL - TWO SEAT DOUBLE COT SOFA - ARMLESS	MDD-DAI-CS	149	11
--	------------	-----	----

AMERICAN LEATHER BYOC REFERENCE GUIDE

MADDEN - STATIONARY



STANDARD FEATURES

Featuring the patented Tiffany 24/7™ platform sleep system
 Room to stretch out with true 80 inches of bedroom-length sleeping surface
 Ultimate comfort on five inches of plush, high-density foam mattress
 Under-sofa dust covers keeps dust and dirt from ever touching the mattress
 Zero wall clearance
 Flat French welt
 High-density, high-resiliency foam seat cushions
 Loose back and seat cushions
 Lifetime warranty on frame
 10-year mechanism warranty

OPTIONS

Premier with Crypton® ticking, Gel, or Tempur-Pedic® mattress available
 High-density, high-resiliency foam seat cushions encased in down and down back cushions available
 Wood legs available in Acorn, Espresso or Walnut finish

DESCRIPTION	FRAME CODE	C.O.L.	C.O.M.
		TOTAL SQ. FT	TOTAL YDG
THREE SEAT SOFA - STANDARD	MDD-SO3-ST	191	19
THREE SEAT SOFA - L/A SITTING	MDD-SO3-LA	170	18
THREE SEAT SOFA - R/A SITTING	MDD-SO3-RA	170	18
THREE SEAT SOFA - ARMLESS	MDD-SO3-AA	154	16
TWO SEAT SOFA - STANDARD	MDD-SO2-ST	175	18
TWO SEAT SOFA - L/A SITTING	MDD-SO2-LA	163	17
TWO SEAT SOFA - R/A SITTING	MDD-SO2-RA	163	17
TWO SEAT SOFA - ARMLESS	MDD-SO2-AA	146	16
LOVESEAT - STANDARD	MDD-LVS-ST	149	17
LOVESEAT - L/A SITTING	MDD-LVS-LA	136	16
LOVESEAT - R/A SITTING	MDD-LVS-RA	136	16
LOVESEAT - ARMLESS	MDD-LVS-AA	112	14
CHAIR AND A HALF - STANDARD	MDD-CH2-ST	117	15
CHAIR AND A HALF - L/A SITTING	MDD-CH2-LA	99	14
CHAIR AND A HALF - R/A SITTING	MDD-CH2-RA	99	14
CHAIR AND A HALF - ARMLESS	MDD-CH2-AA	87	11
CHAIR - STANDARD	MDD-CHR-ST	107	12
CHAIR - L/A SITTING	MDD-CHR-LA	88	11
CHAIR - R/A SITTING	MDD-CHR-RA	88	11
CHAIR - ARMLESS	MDD-CHR-AA	68	9
RECLINER - STANDARD PUSH ARM	MDD-REC-ST	97	9
OTTOMAN - STANDARD	MDD-OTO-ST	30	5
STORAGE OTTOMAN	MDD-STO-ST	33	5
STORAGE OTTOMAN - DOUBLE WIDE	MDD-STO-DW	53	5
90 DEGREE ROUND CORNER UNIT	MDD-CNR-ST	109	14
90 DEGREE SQUARE CORNER UNIT	MDD-CNR-SQ	104	15
SMALL CHAISE - L/A SITTING	MDD-SCH-LA	117	13
SMALL CHAISE - R/A SITTING	MDD-SCH-RA	117	13

AMERICAN LEATHER BYOC REFERENCE GUIDE

SMALL STORAGE CHAISE - L/A SITTING	MDD-STC-LA	117	13
SMALL STORAGE CHAISE - R/A SITTING	MDD-STC-RA	117	13
SMALL BUMPER CHAISE - L/A SITTING	MDD-SBC-LA	157	18
SMALL BUMPER CHAISE - R/A SITTING	MDD-SBC-RA	157	18
SMALL BUMPER STORAGE CHAISE - L/A SITTING	MDD-STB-LA	157	18
SMALL BUMPER STORAGE CHAISE - R/A SITTING	MDD-STB-RA	157	18
LARGE CHAISE - L/A SITTING	MDD-LCH-LA	130	15
LARGE CHAISE - R/A SITTING	MDD-LCH-RA	130	15
LARGE STORAGE CHAISE - L/A SITTING	MDD-LTC-LA	136	16
LARGE STORAGE CHAISE - R/A SITTING	MDD-LTC-RA	136	16
LARGE BUMPER CHAISE - L/A SITTING	MDD-LBC-LA	163	20
LARGE BUMPER CHAISE - R/A SITTING	MDD-LBC-RA	163	20
LARGE BUMPER STORAGE CHAISE - L/A SITTING	MDD-LTB-LA	136	16
LARGE BUMPER STORAGE CHAISE - R/A SITTING	MDD-LTB-RA	136	16
SQUARE CORNER RETURN - L/A SITTING	MDD-SQS-LA	219	23
SQUARE CORNER RETURN - R/A SITTING	MDD-SQS-RA	219	23
CUDDLER WEDGE - L/A SITTING	MDD-CWG-LA	136	17
CUDDLER WEDGE - R/A SITTING	MDD-CWG-RA	136	17

AMERICAN LEATHER BYOC REFERENCE GUIDE

MITCHELL



STANDARD FEATURES

Featuring the patented Tiffany 24/7™ platform sleep system
 Room to stretch out with true 80 inches of bedroom-length sleeping surface
 Ultimate comfort on four inches of plush, high-density foam mattress
 Zero wall clearance
 Flat French welt
 High-density, high-resiliency foam seat cushions
 Loose back and seat cushions
 Lifetime warranty on frame
 10-year mechanism warranty

OPTIONS

Premier with Crypton® ticking, Gel, or Tempur-Pedic® mattress available
 High-density, high-resiliency foam seat cushions encased in down and down back cushions available
 Wood legs available in Acorn, Espresso or Walnut finish

DESCRIPTION	FRAME CODE	C.O.L.	C.O.M.
		TOTAL SQ. FT	TOTAL YDG
THREE SEAT SOFA CONVERTIBLE-KING SIZE	MIT-SO3-KS	191	21
SECTIONAL -THREE SEAT KING SIZE SOFA - L/A SITTING	MIT-SL3-KS	194	21
SECTIONAL - THREE SEAT KING SIZE SOFA - R/A SITTING	MIT-SR3-KS	194	21
SECTIONAL -THREE SEAT KING SIZE SOFA - ARMLESS	MIT-SA3-KS	184	19
(ALL STYLES ALSO AVAILABLE AS SO2-QP, SL2-QP, SR2-QP & SA2-QP)	MIT-SO3-QP	183	20
SECTIONAL -THREE SEAT QUEEN PLUS SOFA - L/A SITTING	MIT-SL3-QP	184	20
SECTIONAL -THREE SEAT QUEEN PLUS SOFA - R/A SITTING	MIT-SR3-QP	184	20
SECTIONAL -THREE SEAT QUEEN PLUS SOFA - ARMLESS	MIT-SA3-QP	171	19
THREE SEAT SOFA CHAISE - L/A SITTING - QUEEN PLUS SIZE	MIT-SLA-QP	197	21
THREE SEAT SOFA CHAISE - R/A SITTING - QUEEN PLUS SIZE	MIT-SRA-QP	197	21
TWO SEAT SOFA CONVERTIBLE-QUEEN SIZE	MIT-SO2-QS	170	18
SECTIONAL -TWO SEAT QUEEN SOFA - L/A SITTING	MIT-SL2-QS	169	19
SECTIONAL -TWO SEAT QUEEN SOFA - R/A SITTING	MIT-SR2-QS	169	19
SECTIONAL -TWO SEAT QUEEN SOFA - ARMLESS	MIT-SA2-QS	159	18
TWO SEAT MID-SIZE SOFA CONVERTIBLE-FULL SIZE	MIT-SM2-FS	167	18
SECTIONAL -TWO SEAT FULL SOFA - L/A SITTING	MIT-SL2-FS	157	19
SECTIONAL -TWO SEAT FULL SOFA - R/A SITTING	MIT-SR2-FS	157	19
SECTIONAL -TWO SEAT FULL SOFA - ARMLESS	MIT-SA2-FS	158	18
CHAIR AND A HALF CONVERTIBLE-TWIN SIZE	MIT-CH2-TS	146	16
SECTIONAL -ONE SEAT TWIN SOFA - L/A SITTING	MIT-CLI-TS	117	17
SECTIONAL -ONE SEAT TWIN SOFA- R/A SITTING	MIT-CRI-TS	117	17
SECTIONAL -ONE SEAT TWIN SOFA - ARMLESS	MIT-CAI-TS	110	12
CHAIR AND A HALF CONVERTIBLE-COT SIZE	MIT-CH2-CS	138	15
SECTIONAL -ONE SEAT COT SOFA - L/A SITTING	MIT-CLI-CS	107	16
SECTIONAL -ONE SEAT COT SOFA- R/A SITTING	MIT-CRI-CS	107	16
SECTIONAL -ONE SEAT COT SOFA - ARMLESS	MIT-CAI-CS	105	12
TWO SEAT SOFA CONVERTIBLE-DOUBLE COT SIZE	MIT-DBL-CS	179	20
SECTIONAL -TWO SEAT DOUBLE COT SOFA - L/A SITTING	MIT-DL2-CS	169	19
SECTIONAL -TWO SEAT DOUBLE COT SOFA - R/A SITTING	MIT-DR2-CS	169	19
SECTIONAL -TWO SEAT DOUBLE COT SOFA - ARMLESS	MIT-DAI-CS	153	12

AMERICAN LEATHER BYOC REFERENCE GUIDE

MITCHELL - STATIONARY



STANDARD FEATURES

Featuring the patented Tiffany 24/7™ platform sleep system
 Room to stretch out with true 80 inches of bedroom-length sleeping surface
 Ultimate comfort on four inches of plush, high-density foam mattress
 Zero wall clearance
 Flat French welt
 High-density, high-resiliency foam seat cushions
 Loose back and seat cushions
 Lifetime warranty on frame
 10-year mechanism warranty

OPTIONS

Premier with Crypton® ticking, Gel, or Tempur-Pedic® mattress available
 High-density, high-resiliency foam seat cushions encased in down and down back cushions available
 Wood legs available in Acorn, Espresso or Walnut finish

DESCRIPTION	FRAME CODE	C.O.L.	C.O.M.
		TOTAL SQ. FT	TOTAL YDG
THREE SEAT SOFA - STANDARD	MIT-SO3-ST	195	20
THREE SEAT SOFA - L/A SITTING	MIT-SO3-LA	174	19
THREE SEAT SOFA - R/A SITTING	MIT-SO3-RA	174	19
THREE SEAT SOFA - ARMLESS	MIT-SO3-AA	158	17
TWO SEAT SOFA - STANDARD	MIT-SO2-ST	179	19
TWO SEAT SOFA - L/A SITTING	MIT-SO2-LA	167	18
TWO SEAT SOFA - R/A SITTING	MIT-SO2-RA	167	18
TWO SEAT SOFA - ARMLESS	MIT-SO2-AA	150	17
LOVESEAT - STANDARD	MIT-LVS-ST	153	18
LOVESEAT - L/A SITTING	MIT-LVS-LA	140	17
LOVESEAT - R/A SITTING	MIT-LVS-RA	140	17
LOVESEAT - ARMLESS	MIT-LVS-AA	116	15
CHAIR AND A HALF - STANDARD	MIT-CH2-ST	121	16
CHAIR AND A HALF - L/A SITTING	MIT-CH2-LA	103	15
CHAIR AND A HALF - R/A SITTING	MIT-CH2-RA	103	15
CHAIR AND A HALF - ARMLESS	MIT-CH2-AA	91	12
CHAIR - STANDARD	MIT-CHR-ST	111	13
CHAIR - L/A SITTING	MIT-CHR-LA	92	12
CHAIR - R/A SITTING	MIT-CHR-RA	92	12
CHAIR - ARMLESS	MIT-CHR-AA	72	10
RECLINER - STANDARD PUSH ARM	MIT-REC-ST	101	10
OTTOMAN - STANDARD	MIT-OTO-ST	34	4
STORAGE OTTOMAN	MIT-STO-ST	37	4
STORAGE OTTOMAN - DOUBLE WIDE	MIT-STO-DW	57	5
90 DEGREE ROUND CORNER UNIT	MIT-CNR-ST	113	15
90 DEGREE SQUARE CORNER UNIT	MIT-CNR-SQ	108	16
SMALL CHAISE - L/A SITTING	MIT-SCH-LA	121	14
SMALL CHAISE - R/A SITTING	MIT-SCH-RA	121	14
SMALL STORAGE CHAISE - L/A SITTING	MIT-STC-LA	121	14
SMALL STORAGE CHAISE - R/A SITTING	MIT-STC-RA	121	14

AMERICAN LEATHER BYOC REFERENCE GUIDE

SMALL BUMPER CHAISE - L/A SITTING	MIT-SBC-LA	161	19
SMALL BUMPER CHAISE - R/A SITTING	MIT-SBC-RA	161	19
SMALL BUMPER STORAGE CHAISE - L/A SITTING	MIT-STB-LA	161	19
SMALL BUMPER STORAGE CHAISE - R/A SITTING	MIT-STB-RA	161	19
LARGE CHAISE - L/A SITTING	MIT-LCH-LA	134	16
LARGE CHAISE - R/A SITTING	MIT-LCH-RA	134	16
LARGE STORAGE CHAISE - L/A SITTING	MIT-LTC-LA	140	17
LARGE STORAGE CHAISE - R/A SITTING	MIT-LTC-RA	140	17
LARGE BUMPER CHAISE - L/A SITTING	MIT-LBC-LA	167	21
LARGE BUMPER CHAISE - R/A SITTING	MIT-LBC-RA	167	21
LARGE BUMPER STORAGE CHAISE - L/A SITTING	MIT-LTB-LA	140	17
LARGE BUMPER STORAGE CHAISE - R/A SITTING	MIT-LTB-RA	140	17
SQUARE CORNER RETURN - L/A SITTING	MIT-SQS-LA	223	24
SQUARE CORNER RETURN - R/A SITTING	MIT-SQS-RA	223	24
CUDDLER WEDGE- L/A SITTING	MIT-CWG-LA	140	18
CUDDLER WEDGE - R/A SITTING	MIT-CWG-RA	140	18

AMERICAN LEATHER BYOC REFERENCE GUIDE

OLSON



STANDARD FEATURES

Featuring the patented Tiffany 24/7™ platform sleep system
 Room to stretch out with true 80 inches of bedroom-length sleeping surface
 Ultimate comfort on five inches of plush, high-density foam mattress
 Under-sofa dust covers keeps dust and dirt from ever touching the mattress
 Zero wall clearance
 Double-needle top-stitch
 High-density, high-resiliency foam seat cushions
 Loose back and seat cushions
 Lifetime warranty on frame
 10-year mechanism warranty

OPTIONS

Premier with Crypton® ticking, Gel, or Tempur-Pedic® mattress available
 High-density, high-resiliency foam seat cushions encased in down and down back cushions available
 Wood legs available in Acorn, Espresso or Walnut finish
 Nailhead trim available in Antique Brass, Chrome or Pewter finish (deck only)

DESCRIPTION	FRAME CODE	C.O.L.	C.O.M.
		TOTAL SQ. FT	TOTAL YDG
THREE SEAT SOFA CONVERTIBLE-KING SIZE	OLS-SO3-KS	184	17
SECTIONAL -THREE SEAT KING SIZE SOFA - L/A SITTING	OLS-SL3-KS	187	17
SECTIONAL -THREE SEAT KING SIZE SOFA - R/A SITTING	OLS-SR3-KS	187	17
SECTIONAL -THREE SEAT KING SIZE SOFA - ARMLESS	OLS-SA3-KS	177	15
(ALL STYLES ALSO AVAILABLE AS SO2-QP, SL2-QP, SR2-QP & SA2-QP)	OLS-SO3-QP	176	16
SECTIONAL -THREE SEAT QUEEN PLUS SOFA - L/A SITTING	OLS-SL3-QP	177	16
SECTIONAL -THREE SEAT QUEEN PLUS SOFA - R/A SITTING	OLS-SR3-QP	177	16
SECTIONAL -THREE SEAT QUEEN PLUS SOFA - ARMLESS	OLS-SA3-QP	164	15
THREE SEAT SOFA CHAISE - L/A SITTING - QUEEN PLUS SIZE	OLS-SLA-QP	190	17
THREE SEAT SOFA CHAISE - R/A SITTING - QUEEN PLUS SIZE	OLS-SRA-QP	190	17
TWO SEAT SOFA CONVERTIBLE-QUEEN SIZE	OLS-SO2-QS	163	14
SECTIONAL -TWO SEAT QUEEN SOFA - L/A SITTING	OLS-SL2-QS	162	15
SECTIONAL -TWO SEAT QUEEN SOFA - R/A SITTING	OLS-SR2-QS	162	15
SECTIONAL -TWO SEAT QUEEN SOFA - ARMLESS	OLS-SA2-QS	152	14
TWO SEAT MID-SIZE SOFA CONVERTIBLE-FULL SIZE	OLS-SM2-FS	160	14
SECTIONAL -TWO SEAT FULL SOFA - L/A SITTING	OLS-SL2-FS	150	15
SECTIONAL -TWO SEAT FULL SOFA - R/A SITTING	OLS-SR2-FS	150	15
SECTIONAL -TWO SEAT FULL SOFA - ARMLESS	OLS-SA2-FS	151	14
CHAIR AND A HALF CONVERTIBLE-TWIN SIZE	OLS-CH2-TS	139	12
SECTIONAL -ONE SEAT TWIN SOFA - L/A SITTING	OLS-CLI-TS	110	13
SECTIONAL -ONE SEAT TWIN SOFA- R/A SITTING	OLS-CRI-TS	110	13
SECTIONAL -ONE SEAT TWIN SOFA - ARMLESS	OLS-CAI-TS	103	8
CHAIR AND A HALF CONVERTIBLE-COT SIZE	OLS-CH2-CS	131	11
SECTIONAL -ONE SEAT COT SOFA - L/A SITTING	OLS-CLI-CS	100	12
SECTIONAL -ONE SEAT COT SOFA- R/A SITTING	OLS-CRI-CS	100	12
SECTIONAL -ONE SEAT COT SOFA - ARMLESS	OLS-CAI-CS	98	8
TWO SEAT SOFA CONVERTIBLE-DOUBLE COT SIZE	OLS-DBL-CS	172	16

AMERICAN LEATHER BYOC REFERENCE GUIDE

SECTIONAL -TWO SEAT DOUBLE COT SOFA - L/A SITTING	OLS-DL2-CS	162	15
SECTIONAL -TWO SEAT DOUBLE COT SOFA - R/A SITTING	OLS-DR2-CS	162	15
SECTIONAL -TWO SEAT DOUBLE COT SOFA - ARMLESS	OLS-DAI-CS	146	8

AMERICAN LEATHER BYOC REFERENCE GUIDE

OLSON - STATIONARY



STANDARD FEATURES

Featuring the patented Tiffany 24/7™ platform sleep system
 Room to stretch out with true 80 inches of bedroom-length sleeping surface
 Ultimate comfort on five inches of plush, high-density foam mattress
 Under-sofa dust covers keeps dust and dirt from ever touching the mattress
 Zero wall clearance
 Double-needle top-stitch
 High-density, high-resiliency foam seat cushions
 Loose back and seat cushions
 Lifetime warranty on frame
 10-year mechanism warranty

OPTIONS

Premier with Crypton® ticking, Gel, or Tempur-Pedic® mattress available
 High-density, high-resiliency foam seat cushions encased in down and down back cushions available
 Wood legs available in Acorn, Espresso or Walnut finish
 Nailhead trim available in Antique Brass, Chrome or Pewter finish (deck only)

DESCRIPTION	FRAME CODE	C.O.L.	C.O.M.
		TOTAL SQ. FT	TOTAL YDG
THREE SEAT SOFA - STANDARD	OLS-SO3-ST	188	16
THREE SEAT SOFA - L/A SITTING	OLS-SO3-LA	167	15
THREE SEAT SOFA - R/A SITTING	OLS-SO3-RA	167	15
THREE SEAT SOFA - ARMLESS	OLS-SO3-AA	151	13
TWO SEAT SOFA - STANDARD	OLS-SO2-ST	172	15
TWO SEAT SOFA - L/A SITTING	OLS-SO2-LA	160	14
TWO SEAT SOFA - R/A SITTING	OLS-SO2-RA	160	14
TWO SEAT SOFA - ARMLESS	OLS-SO2-AA	143	13
LOVESEAT - STANDARD	OLS-LVS-ST	146	14
LOVESEAT - L/A SITTING	OLS-LVS-LA	133	13
LOVESEAT - R/A SITTING	OLS-LVS-RA	133	13
LOVESEAT - ARMLESS	OLS-LVS-AA	109	11
CHAIR AND A HALF - STANDARD	OLS-CH2-ST	114	12
CHAIR AND A HALF - L/A SITTING	OLS-CH2-LA	96	11
CHAIR AND A HALF - R/A SITTING	OLS-CH2-RA	96	11
CHAIR AND A HALF - ARMLESS	OLS-CH2-AA	84	8
CHAIR - STANDARD	OLS-CHR-ST	104	9
CHAIR - L/A SITTING	OLS-CHR-LA	85	8
CHAIR - R/A SITTING	OLS-CHR-RA	85	8
CHAIR - ARMLESS	OLS-CHR-AA	65	6
RECLINER - STANDARD PUSH ARM	OLS-REC-ST	94	6
OTTOMAN - STANDARD	OLS-OTO-ST	27	3
STORAGE OTTOMAN	OLS-STO-ST	30	3
STORAGE OTTOMAN - DOUBLE WIDE	OLS-STO-DW	53	5
90 DEGREE ROUND CORNER UNIT	OLS-CNR-ST	106	11
90 DEGREE SQUARE CORNER UNIT	OLS-CNR-SQ	101	12
SMALL CHAISE - L/A SITTING	OLS-SCH-LA	114	10

AMERICAN LEATHER BYOC REFERENCE GUIDE

SMALL CHAISE - R/A SITTING	OLS-SCH-RA	114	10
SMALL STORAGE CHAISE - L/A SITTING	OLS-STC-LA	114	10
SMALL STORAGE CHAISE - R/A SITTING	OLS-STC-RA	114	10
SMALL BUMPER CHAISE - L/A SITTING	OLS-SBC-LA	154	15
SMALL BUMPER STORAGE CHAISE - L/A SITTING	OLS-STB-LA	154	15
SMALL BUMPER STORAGE CHAISE - R/A SITTING	OLS-STB-RA	154	15
SMALL BUMPER CHAISE - R/A SITTING	OLS-SBC-RA	154	15
LARGE CHAISE - L/A SITTING	OLS-LCH-LA	127	12
LARGE CHAISE - R/A SITTING	OLS-LCH-RA	127	12
LARGE STORAGE CHAISE - L/A SITTING	OLS-LTC-LA	133	13
LARGE STORAGE CHAISE - R/A SITTING	OLS-LTC-RA	133	13
LARGE BUMPER CHAISE - L/A SITTING	OLS-LBC-LA	160	17
LARGE BUMPER CHAISE - R/A SITTING	OLS-LBC-RA	160	17
LARGE BUMPER STORAGE CHAISE - L/A SITTING	OLS-LTB-LA	133	13
LARGE BUMPER STORAGE CHAISE - R/A SITTING	OLS-LTB-RA	133	13
SQUARE CORNER RETURN - L/A SITTING	OLS-SQS-LA	216	20
SQUARE CORNER RETURN - R/A SITTING	OLS-SQS-RA	216	20
CUDDLER WEDGE- L/A SITTING	OLS-CWG-LA	133	14
CUDDLER WEDGE - R/A SITTING	OLS-CWG-RA	133	14

ROGUE



STANDARD FEATURES

- Featuring the patented Tiffany 24/7™ platform sleep system
- Room to stretch out with true 80 inches of bedroom-length sleeping surface
- Ultimate comfort on five inches of plush, high-density foam
- Water-repellent leather-look vinyl covers keep dust and dirt from ever touching your mattress
- 18" wall clearance
- Free white-glove delivery
- High-density, high-resiliency foam seat cushions
- High-density back and seat cushions
- 5-year warranty on frame
- 10-year mechanism warranty

Upholstery Options

- Leather-look vinyl with Crypton® ticking
- Microfiber
- Memory foam
- Tempur-Pedic®

Finishes

- Legs available in Antique Brass, Polished Bronze, or Polished Nickel
- High-density, high-resiliency foam seat cushions
- Premium fiber-filled back cushions
- Extra-firm premium high-density, high-resiliency foam seat cushions
- Contrasting welt detail available

DESCRIPTION	FRAME CODE	C.O.L.	C.O.M.
		TOTAL SQ. FT	TOTAL YDG
THREE SEAT SOFA CONVERTIBLE-KING SIZE	RGE-SO3-KS	245	20
SECTIONAL -THREE SEAT KING SIZE SOFA - L/A SITTING	RGE-SL3-KS	220	20
SECTIONAL - THREE SEAT KING SIZE SOFA - R/A SITTING	RGE-SR3-KS	220	19
SECTIONAL -THREE SEAT KING SIZE SOFA - ARMLESS	RGE-SA3-KS	221	18
(ALL STYLES ALSO AVAILABLE AS SO2-QP, SL2-QP, SR2-QP & SA2-QP)	RGE-SO3-QP	225	18
SECTIONAL -THREE SEAT QUEEN PLUS SOFA - L/A SITTING	RGE-SL3-QP	210	18
SECTIONAL -THREE SEAT QUEEN PLUS SOFA - R/A SITTING	RGE-SR3-QP	210	18
SECTIONAL -THREE SEAT QUEEN PLUS SOFA - ARMLESS	RGE-SA3-QP	200	17

AMERICAN LEATHER BYOC REFERENCE GUIDE

TWO SEAT SOFA CONVERTIBLE-QUEEN SIZE	RGE-SO2-QS	195	17
SECTIONAL -TWO SEAT QUEEN SOFA - L/A SITTING	RGE-SL2-QS	185	17
SECTIONAL -TWO SEAT QUEEN SOFA - R/A SITTING	RGE-SR2-QS	185	17
SECTIONAL -TWO SEAT QUEEN SOFA - ARMLESS	RGE-SA2-QS	180	16
TWO SEAT MID-SIZE SOFA CONVERTIBLE-FULL SIZE	RGE-SM2-FS	178	16
SECTIONAL -TWO SEAT FULL SOFA - L/A SITTING	RGE-SL2-FS	170	16
SECTIONAL -TWO SEAT FULL SOFA - R/A SITTING	RGE-SR2-FS	170	16
SECTIONAL -TWO SEAT FULL SOFA - ARMLESS	RGE-SA2-FS	165	15

ROGUE - STATIONARY



STANDARD FEATURES

Featuring the patented Tiffany 24/7™ platform sleep system
 Room to stretch out with true 80 inches of bedroom-length sleeping surface
 Ultimate comfort on five inches of plush, high-density foam
 Under-sofa dust covers keeps dust and dirt from ever touching mattress
 Zero wall clearance
 Quick-ship delivery
 High-density, high-resiliency foam seat cushions
 Loose back and seat cushions
 Lifetime warranty on frame
 10-year mechanism warranty

Mattress Options

Premier with Crypton® ticking
 Gel
 Tempur-Pedic®

Options

Metal base available in Antique Brass,
 Burnished Bronze, or Polished Nickel
 Premium fiber-filled back cushions
 Extra-firm premium high-density,
 high-resiliency foam seat cushions
 Contrasting welt detail available

DESCRIPTION	FRAME CODE	C.O.L.	C.O.M.
		TOTAL SQ. FT	TOTAL YDG
90 DEGREE SQUARE CORNER UNIT	RGE-CNR-SQ	109	10
SMALL CHAISE - L/A SITTING	RGE-SCH-LA	130	11
SMALL CHAISE - R/A SITTING	RGE-SCH-RA	130	11
SMALL STORAGE CHAISE - L/A SITTING	RGE-STC-LA	123	10
SMALL STORAGE CHAISE - R/A SITTING	RGE-STC-RA	123	10
SQUARE CORNER RETURN - L/A SITTING	RGE-SQS-LA	240	20
SQUARE CORNER RETURN - R/A SITTING	RGE-SQS-RA	240	20

AMERICAN LEATHER BYOC REFERENCE GUIDE

PEARSON



STANDARD FEATURES

Featuring the patented Tiffany 24/7™ platform sleep system
 Room to stretch out with true 80 inches of bedroom-length sleeping surface
 Ultimate comfort on five inches of plush, high-density foam mattress
 Under-sofa dust covers keeps dust and dirt from ever touching the mattress
 Zero wall clearance
 Single-needle top-stitch
 High-density, high-resiliency foam seat cushions
 Loose back and seat cushions
 Lifetime warranty on frame
 10-year mechanism warranty

OPTIONS

Premier with Crypton® ticking, Gel, or Tempur-Pedic® mattress available
 High-density, high-resiliency foam seat cushions encased in down and down back cushions available
 Wood legs available in Acorn, Espresso or Walnut finish
 Nailhead trim available in Antique Brass, Chrome or Pewter finish (deck only)

DESCRIPTION	FRAME CODE	C.O.L.	C.O.M.
		TOTAL SQ. FT	TOTAL YDG
THREE SEAT SOFA CONVERTIBLE-KING SIZE	PEA-SO3-KS	179	18
SECTIONAL -THREE SEAT KING SIZE SOFA - L/A SITTING	PEA-SL3-KS	182	18
SECTIONAL - THREE SEAT KING SIZE SOFA - R/A SITTING	PEA-SR3-KS	182	18
SECTIONAL -THREE SEAT KING SIZE SOFA - ARMLESS	PEA-SA3-KS	172	16
(ALL STYLES ALSO AVAILABLE AS SO2-QP, SL2-QP, SR2-QP & SA2-QP)	PEA-SO3-QP	171	17
SECTIONAL -THREE SEAT QUEEN PLUS SOFA - L/A SITTING	PEA-SL3-QP	172	17
SECTIONAL -THREE SEAT QUEEN PLUS SOFA - R/A SITTING	PEA-SR3-QP	172	17
SECTIONAL -THREE SEAT QUEEN PLUS SOFA - ARMLESS	PEA-SA3-QP	159	16
THREE SEAT SOFA CHAISE - L/A SITTING - QUEEN PLUS SIZE	PEA-SLA-QP	185	18
THREE SEAT SOFA CHAISE - R/A SITTING - QUEEN PLUS SIZE	PEA-SRA-QP	185	18
TWO SEAT SOFA CONVERTIBLE-QUEEN SIZE	PEA-SO2-QS	158	15
SECTIONAL -TWO SEAT QUEEN SOFA - L/A SITTING	PEA-SL2-QS	157	16
SECTIONAL -TWO SEAT QUEEN SOFA - R/A SITTING	PEA-SR2-QS	157	16
SECTIONAL -TWO SEAT QUEEN SOFA - ARMLESS	PEA-SA2-QS	147	15
TWO SEAT MID-SIZE SOFA CONVERTIBLE-FULL SIZE	PEA-SM2-FS	155	15
SECTIONAL -TWO SEAT FULL SOFA - L/A SITTING	PEA-SL2-FS	145	16
SECTIONAL -TWO SEAT FULL SOFA - R/A SITTING	PEA-SR2-FS	145	16
SECTIONAL -TWO SEAT FULL SOFA - ARMLESS	PEA-SA2-FS	146	15
CHAIR AND A HALF CONVERTIBLE-TWIN SIZE	PEA-CH2-TS	134	13
SECTIONAL -ONE SEAT TWIN SOFA - L/A SITTING	PEA-CLI-TS	105	14
SECTIONAL -ONE SEAT TWIN SOFA - R/A SITTING	PEA-CRI-TS	105	14
SECTIONAL -ONE SEAT TWIN SOFA - ARMLESS	PEA-CAI-TS	98	9
CHAIR AND A HALF CONVERTIBLE-COT SIZE	PEA-CH2-CS	126	12
SECTIONAL -ONE SEAT COT SOFA - L/A SITTING	PEA-CLI-CS	95	13
SECTIONAL -ONE SEAT COT SOFA - R/A SITTING	PEA-CRI-CS	95	13
SECTIONAL -ONE SEAT COT SOFA - ARMLESS	PEA-CAI-CS	93	9
TWO SEAT SOFA CONVERTIBLE-DOUBLE COT SIZE	PEA-DBL-CS	167	17

AMERICAN LEATHER BYOC REFERENCE GUIDE

SECTIONAL -TWO SEAT DOUBLE COT SOFA - L/A SITTING	PEA-DL2-CS	157	16
SECTIONAL -TWO SEAT DOUBLE COT SOFA - R/A SITTING	PEA-DR2-CS	157	16
SECTIONAL -TWO SEAT DOUBLE COT SOFA - ARMLESS	PEA-DAI-CS	141	9

AMERICAN LEATHER BYOC REFERENCE GUIDE

PEARSON - STATIONARY



STANDARD FEATURES

Featuring the patented Tiffany 24/7™ platform sleep system
 Room to stretch out with true 80 inches of bedroom-length sleeping surface
 Ultimate comfort on five inches of plush, high-density foam mattress
 Under-sofa dust covers keeps dust and dirt from ever touching the mattress
 Zero wall clearance
 Single-needle top-stitch
 High-density, high-resiliency foam seat cushions
 Loose back and seat cushions
 Lifetime warranty on frame
 10-year mechanism warranty

OPTIONS

Premier with Crypton® ticking, Gel, or Tempur-Pedic® mattress available
 High-density, high-resiliency foam seat cushions encased in down and down back cushions available
 Wood legs available in Acorn, Espresso or Walnut finish
 Nailhead trim available in Antique Brass, Chrome or Pewter finish (deck only)

DESCRIPTION	FRAME CODE	C.O.L.	C.O.M.
		TOTAL SQ. FT	TOTAL YDG
THREE SEAT SOFA - STANDARD	PEA-SO3-ST	183	17
THREE SEAT SOFA - L/A SITTING	PEA-SO3-LA	162	16
THREE SEAT SOFA - R/A SITTING	PEA-SO3-RA	162	16
THREE SEAT SOFA - ARMLESS	PEA-SO3-AA	146	14
TWO SEAT SOFA - STANDARD	PEA-SO2-ST	167	16
TWO SEAT SOFA - L/A SITTING	PEA-SO2-LA	155	15
TWO SEAT SOFA - R/A SITTING	PEA-SO2-RA	155	15
TWO SEAT SOFA - ARMLESS	PEA-SO2-AA	138	14
LOVESEAT - STANDARD	PEA-LVS-ST	141	15
LOVESEAT - L/A SITTING	PEA-LVS-LA	128	14
LOVESEAT - R/A SITTING	PEA-LVS-RA	128	14
LOVESEAT - ARMLESS	PEA-LVS-AA	104	12
CHAIR AND A HALF - STANDARD	PEA-CH2-ST	109	13
CHAIR AND A HALF - L/A SITTING	PEA-CH2-LA	91	12
CHAIR AND A HALF - R/A SITTING	PEA-CH2-RA	91	12
CHAIR AND A HALF - ARMLESS	PEA-CH2-AA	79	9
CHAIR - STANDARD	PEA-CHR-ST	99	10
CHAIR - L/A SITTING	PEA-CHR-LA	80	9
CHAIR - R/A SITTING	PEA-CHR-RA	80	9
CHAIR - ARMLESS	PEA-CHR-AA	60	7
RECLINER - STANDARD PUSH ARM	PEA-REC-ST	89	7
OTTOMAN - STANDARD	PEA-OTO-ST	22	4
STORAGE OTTOMAN	PEA-STO-ST	25	4
STORAGE OTTOMAN - DOUBLE WIDE	PEA-STO-DW	48	5
90 DEGREE ROUND CORNER UNIT	PEA-CNR-ST	101	12
90 DEGREE SQUARE CORNER UNIT	PEA-CNR-SQ	96	13
SMALL CHAISE - L/A SITTING	PEA-SCH-LA	109	11

AMERICAN LEATHER BYOC REFERENCE GUIDE

SMALL CHAISE - R/A SITTING	PEA-SCH-RA	109	11
SMALL STORAGE CHAISE - L/A SITTING	PEA-STC-LA	109	11
SMALL STORAGE CHAISE - R/A SITTING	PEA-STC-RA	109	11
SMALL BUMPER CHAISE - L/A SITTING	PEA-SBC-LA	149	16
SMALL BUMPER CHAISE - R/A SITTING	PEA-SBC-RA	149	16
SMALL BUMPER STORAGE CHAISE - L/A SITTING	PEA-STB-LA	149	16
SMALL BUMPER STORAGE CHAISE - R/A SITTING	PEA-STB-RA	149	16
LARGE CHAISE - L/A SITTING	PEA-LCH-LA	122	13
LARGE CHAISE - R/A SITTING	PEA-LCH-RA	122	13
LARGE STORAGE CHAISE - L/A SITTING	PEA-LTC-LA	128	14
LARGE STORAGE CHAISE - R/A SITTING	PEA-LTC-RA	128	14
LARGE BUMPER CHAISE - L/A SITTING	PEA-LBC-LA	155	18
LARGE BUMPER CHAISE - R/A SITTING	PEA-LBC-RA	155	18
LARGE BUMPER STORAGE CHAISE - L/A SITTING	PEA-LTB-LA	128	14
LARGE BUMPER STORAGE CHAISE - R/A SITTING	PEA-LTB-RA	128	14
SQUARE CORNER RETURN - L/A SITTING	PEA-SQS-LA	211	21
SQUARE CORNER RETURN - R/A SITTING	PEA-SQS-RA	211	21
CUDDLER WEDGE- L/A SITTING	PEA-CWG-LA	128	15
CUDDLER WEDGE - R/A SITTING	PEA-CWG-RA	128	15

AMERICAN LEATHER BYOC REFERENCE GUIDE

PERRY



STANDARD FEATURES

Featuring the patented Tiffany 24/7™ platform sleep system
 Room to stretch out with true 80 inches of bedroom-length sleeping surface
 Ultimate comfort on five inches of plush, high-density foam mattress
 Under-sofa dust covers keeps dust and dirt from ever touching the mattress
 Zero wall clearance
 Single-needle top-stitch
 High-density, high-resiliency foam seat cushions
 Loose back and seat cushions
 Lifetime warranty on frame
 10-year mechanism warranty

OPTIONS

Premier with Crypton® ticking, Gel, or Tempur-Pedic® mattress available
 High-density, high-resiliency foam seat cushions encased in down and down back cushions available
 Wood legs available in Acorn, Espresso or Walnut finish
 Nailhead trim available in Antique Brass, Chrome or Pewter finish (arms and deck)

DESCRIPTION	FRAME CODE	C.O.L.	C.O.M.
		TOTAL SQ. FT	TOTAL YDG
THREE SEAT SOFA CONVERTIBLE-KING SIZE	PRY-SO3-KS	179	18
SECTIONAL -THREE SEAT KING SIZE SOFA - L/A SITTING	PRY-SL3-KS	182	18
SECTIONAL - THREE SEAT KING SIZE SOFA - R/A SITTING	PRY-SR3-KS	182	18
SECTIONAL -THREE SEAT KING SIZE SOFA - ARMLESS	PRY-SA3-KS	172	16
(ALL STYLES ALSO AVAILABLE AS SO2-QP, SL2-QP, SR2-QP & SA2-QP)	PRY-SO3-QP	171	17
SECTIONAL -THREE SEAT QUEEN PLUS SOFA - L/A SITTING	PRY-SL3-QP	172	17
SECTIONAL -THREE SEAT QUEEN PLUS SOFA - R/A SITTING	PRY-SR3-QP	172	17
SECTIONAL -THREE SEAT QUEEN PLUS SOFA - ARMLESS	PRY-SA3-QP	159	16
THREE SEAT SOFA CHAISE - L/A SITTING - QUEEN PLUS SIZE	PRY-SLA-QP	185	18
THREE SEAT SOFA CHAISE - R/A SITTING - QUEEN PLUS SIZE	PRY-SRA-QP	185	18
TWO SEAT SOFA CONVERTIBLE-QUEEN SIZE	PRY-SO2-QS	158	15
SECTIONAL -TWO SEAT QUEEN SOFA - L/A SITTING	PRY-SL2-QS	157	16
SECTIONAL -TWO SEAT QUEEN SOFA - R/A SITTING	PRY-SR2-QS	157	16
SECTIONAL -TWO SEAT QUEEN SOFA - ARMLESS	PRY-SA2-QS	147	15
TWO SEAT MID-SIZE SOFA CONVERTIBLE-FULL SIZE	PRY-SM2-FS	155	15
SECTIONAL -TWO SEAT FULL SOFA - L/A SITTING	PRY-SL2-FS	145	16
SECTIONAL -TWO SEAT FULL SOFA - R/A SITTING	PRY-SR2-FS	145	16
SECTIONAL -TWO SEAT FULL SOFA - ARMLESS	PRY-SA2-FS	146	15
CHAIR AND A HALF CONVERTIBLE-TWIN SIZE	PRY-CH2-TS	134	13
SECTIONAL -ONE SEAT TWIN SOFA - L/A SITTING	PRY-CLI-TS	105	14
SECTIONAL -ONE SEAT TWIN SOFA- R/A SITTING	PRY-CRI-TS	105	14
SECTIONAL -ONE SEAT TWIN SOFA - ARMLESS	PRY-CAI-TS	98	9
CHAIR AND A HALF CONVERTIBLE-COT SIZE	PRY-CH2-CS	126	12
SECTIONAL -ONE SEAT COT SOFA - L/A SITTING	PRY-CLI-CS	95	13
SECTIONAL -ONE SEAT COT SOFA- R/A SITTING	PRY-CRI-CS	95	13
SECTIONAL -ONE SEAT COT SOFA - ARMLESS	PRY-CAI-CS	93	9
TWO SEAT SOFA CONVERTIBLE-DOUBLE COT SIZE	PRY-DBL-CS	167	17

AMERICAN LEATHER BYOC REFERENCE GUIDE

SECTIONAL -TWO SEAT DOUBLE COT SOFA - L/A SITTING	PRY-DL2-CS	157	16
SECTIONAL -TWO SEAT DOUBLE COT SOFA - R/A SITTING	PRY-DR2-CS	157	16
SECTIONAL -TWO SEAT DOUBLE COT SOFA - ARMLESS	PRY-DAI-CS	141	9

AMERICAN LEATHER BYOC REFERENCE GUIDE

PERRY - STATIONARY



STANDARD FEATURES

Featuring the patented Tiffany 24/7™ platform sleep system
 Room to stretch out with true 80 inches of bedroom-length sleeping surface
 Ultimate comfort on five inches of plush, high-density foam mattress
 Under-sofa dust covers keeps dust and dirt from ever touching the mattress
 Zero wall clearance
 Single-needle top-stitch
 High-density, high-resiliency foam seat cushions
 Loose back and seat cushions
 Lifetime warranty on frame
 10-year mechanism warranty

OPTIONS

Premier with Crypton® ticking, Gel, or Tempur-Pedic® mattress available
 High-density, high-resiliency foam seat cushions encased in down and down back cushions available
 Wood legs available in Acorn, Espresso or Walnut finish
 Nailhead trim available in Antique Brass, Chrome or Pewter finish (arms and deck)

DESCRIPTION	FRAME CODE	C.O.L.	C.O.M.
		TOTAL SQ. FT	TOTAL YDG
THREE SEAT SOFA - STANDARD	PRY-SO3-ST	183	17
THREE SEAT SOFA - L/A SITTING	PRY-SO3-LA	162	16
THREE SEAT SOFA - R/A SITTING	PRY-SO3-RA	162	16
THREE SEAT SOFA - ARMLESS	PRY-SO3-AA	146	14
TWO SEAT SOFA - STANDARD	PRY-SO2-ST	167	16
TWO SEAT SOFA - L/A SITTING	PRY-SO2-LA	155	15
TWO SEAT SOFA - R/A SITTING	PRY-SO2-RA	155	15
TWO SEAT SOFA - ARMLESS	PRY-SO2-AA	138	14
LOVESEAT - STANDARD	PRY-LVS-ST	141	15
LOVESEAT - L/A SITTING	PRY-LVS-LA	128	14
LOVESEAT - R/A SITTING	PRY-LVS-RA	128	14
LOVESEAT - ARMLESS	PRY-LVS-AA	104	12
CHAIR AND A HALF - STANDARD	PRY-CH2-ST	109	13
CHAIR AND A HALF - L/A SITTING	PRY-CH2-LA	91	12
CHAIR AND A HALF - R/A SITTING	PRY-CH2-RA	91	12
CHAIR AND A HALF - ARMLESS	PRY-CH2-AA	79	9
CHAIR - STANDARD	PRY-CHR-ST	99	10
CHAIR - L/A SITTING	PRY-CHR-LA	80	9
CHAIR - R/A SITTING	PRY-CHR-RA	80	9
CHAIR - ARMLESS	PRY-CHR-AA	60	7
RECLINER - STANDARD PUSH ARM	PRY-REC-ST	89	7
OTTOMAN - STANDARD	PRY-OTO-ST	22	4
STORAGE OTTOMAN	PRY-STO-ST	25	4
STORAGE OTTOMAN - DOUBLE WIDE	PRY-STO-DW	48	4
90 DEGREE ROUND CORNER UNIT	PRY-CNR-ST	101	12
90 DEGREE SQUARE CORNER UNIT	PRY-CNR-SQ	96	13
SMALL CHAISE - L/A SITTING	PRY-SCH-LA	109	11

AMERICAN LEATHER BYOC REFERENCE GUIDE

SMALL CHAISE - R/A SITTING	PRY-SCH-RA	109	11
SMALL STORAGE CHAISE - L/A SITTING	PRY-STC-LA	109	11
SMALL STORAGE CHAISE - R/A SITTING	PRY-STC-RA	109	11
SMALL BUMPER CHAISE - L/A SITTING	PRY-SBC-LA	149	14
SMALL BUMPER STORAGE CHAISE - L/A SITTING	PRY-STB-LA	149	14
SMALL BUMPER STORAGE CHAISE - R/A SITTING	PRY-STB-RA	149	14
SMALL BUMPER CHAISE - R/A SITTING	PRY-SBC-RA	149	14
LARGE CHAISE - L/A SITTING	PRY-LCH-LA	122	16
LARGE CHAISE - R/A SITTING	PRY-LCH-RA	122	16
LARGE STORAGE CHAISE - L/A SITTING	PRY-LTC-LA	128	16
LARGE STORAGE CHAISE - R/A SITTING	PRY-LTC-RA	128	16
LARGE BUMPER CHAISE - L/A SITTING	PRY-LBC-LA	155	18
LARGE BUMPER CHAISE - R/A SITTING	PRY-LBC-RA	155	18
LARGE BUMPER STORAGE CHAISE - L/A SITTING	PRY-LTB-LA	128	14
LARGE BUMPER STORAGE CHAISE - R/A SITTING	PRY-LTB-RA	128	14
SQUARE CORNER RETURN - L/A SITTING	PRY-SQS-LA	211	21
SQUARE CORNER RETURN - R/A SITTING	PRY-SQS-RA	211	21
CUDDLER WEDGE- L/A SITTING	PRY-CWG-LA	128	15
CUDDLER WEDGE - R/A SITTING	PRY-CWG-RA	128	15

AMERICAN LEATHER BYOC REFERENCE GUIDE

SULLEY



STANDARD FEATURES

Featuring the patented Tiffany 24/7™ platform sleep system
 Room to stretch out with true 80 inches of bedroom-length sleeping surface
 Ultimate comfort on four inches of plush, high-density foam mattress
 Zero wall clearance
 Double-needle top-stitch
 High-density, high-resiliency foam seat cushions
 Loose back and seat cushions
 Lifetime warranty on frame
 10-year mechanism warranty
 Brushed stainless steel leg

OPTIONS

Premier with Crypton® ticking, Gel, or Tempur-Pedic® mattress available
 High-density, high-resiliency foam seat cushions encased in down and down back cushions available

DESCRIPTION	FRAME CODE	C.O.L.	C.O.M.
		TOTAL SQ. FT	TOTAL YDG
THREE SEAT SOFA CONVERTIBLE-KING SIZE	SUL-SO3-KS	184	19
SECTIONAL -THREE SEAT KING SIZE SOFA - L/A SITTING	SUL-SL3-KS	187	19
SECTIONAL -THREE SEAT KING SIZE SOFA - R/A SITTING	SUL-SR3-KS	187	19
SECTIONAL -THREE SEAT KING SIZE SOFA - ARMLESS	SUL-SA3-KS	177	17
(ALL STYLES ALSO AVAILABLE AS SO2-QP, SL2-QP, SR2-QP & SA2-QP)	SUL-SO3-QP	176	18
SECTIONAL -THREE SEAT QUEEN PLUS SOFA - L/A SITTING	SUL-SL3-QP	177	18
SECTIONAL -THREE SEAT QUEEN PLUS SOFA - R/A SITTING	SUL-SR3-QP	177	18
SECTIONAL -THREE SEAT QUEEN PLUS SOFA - ARMLESS	SUL-SA3-QP	164	17
THREE SEAT SOFA CHAISE - L/A SITTING - QUEEN PLUS SIZE	SUL-SLA-QP	190	19
THREE SEAT SOFA CHAISE - R/A SITTING - QUEEN PLUS SIZE	SUL-SRA-QP	190	19
TWO SEAT SOFA CONVERTIBLE-QUEEN SIZE	SUL-SO2-QS	163	16
SECTIONAL -TWO SEAT QUEEN SOFA - L/A SITTING	SUL-SL2-QS	162	17
SECTIONAL -TWO SEAT QUEEN SOFA - R/A SITTING	SUL-SR2-QS	162	17
SECTIONAL -TWO SEAT QUEEN SOFA - ARMLESS	SUL-SA2-QS	152	16
TWO SEAT MID-SIZE SOFA CONVERTIBLE-FULL SIZE	SUL-SM2-FS	160	16
SECTIONAL -TWO SEAT FULL SOFA - L/A SITTING	SUL-SL2-FS	150	17
SECTIONAL -TWO SEAT FULL SOFA - R/A SITTING	SUL-SR2-FS	150	17
SECTIONAL -TWO SEAT FULL SOFA - ARMLESS	SUL-SA2-FS	151	16
CHAIR AND A HALF CONVERTIBLE-TWIN SIZE	SUL-CH2-TS	139	14
SECTIONAL -ONE SEAT TWIN SOFA - L/A SITTING	SUL-CLI-TS	110	15
SECTIONAL -ONE SEAT TWIN SOFA- R/A SITTING	SUL-CRI-TS	110	15
SECTIONAL -ONE SEAT TWIN SOFA - ARMLESS	SUL-CAI-TS	103	10
CHAIR AND A HALF CONVERTIBLE-COT SIZE	SUL-CH2-CS	131	13
SECTIONAL -ONE SEAT COT SOFA - L/A SITTING	SUL-CLI-CS	100	14
SECTIONAL -ONE SEAT COT SOFA- R/A SITTING	SUL-CRI-CS	100	14
SECTIONAL -ONE SEAT COT SOFA - ARMLESS	SUL-CAI-CS	98	10
TWO SEAT SOFA CONVERTIBLE-DOUBLE COT SIZE	SUL-DBL-CS	172	18
SECTIONAL -TWO SEAT DOUBLE COT SOFA - L/A SITTING	SUL-DL2-CS	162	17
SECTIONAL -TWO SEAT DOUBLE COT SOFA - R/A SITTING	SUL-DR2-CS	162	17
SECTIONAL -TWO SEAT DOUBLE COT SOFA - ARMLESS	SUL-DAI-CS	146	10

AMERICAN LEATHER BYOC REFERENCE GUIDE

SULLEY - STATIONARY



STANDARD FEATURES

Featuring the patented Tiffany 24/7™ platform sleep system
 Room to stretch out with true 80 inches of bedroom-length sleeping surface
 Ultimate comfort on four inches of plush, high-density foam mattress
 Zero wall clearance
 Double-needle top-stitch
 High-density, high-resiliency foam seat cushions
 Loose back and seat cushions
 Lifetime warranty on frame
 10-year mechanism warranty
 Brushed stainless steel leg

OPTIONS

Premier with Crypton® ticking, Gel, or Tempur-Pedic® mattress available
 High-density, high-resiliency foam seat cushions encased in down and down back cushions available

DESCRIPTION	FRAME CODE	C.O.L.	C.O.M.
		TOTAL SQ. FT	TOTAL YDG
THREE SEAT SOFA - STANDARD	SUL-SO3-ST	188	18
THREE SEAT SOFA - L/A SITTING	SUL-SO3-LA	167	17
THREE SEAT SOFA - R/A SITTING	SUL-SO3-RA	167	17
THREE SEAT SOFA - ARMLESS	SUL-SO3-AA	151	15
TWO SEAT SOFA - STANDARD	SUL-SO2-ST	172	17
TWO SEAT SOFA - L/A SITTING	SUL-SO2-LA	160	16
TWO SEAT SOFA - R/A SITTING	SUL-SO2-RA	160	16
TWO SEAT SOFA - ARMLESS	SUL-SO2-AA	143	15
LOVESEAT - STANDARD	SUL-LVS-ST	146	16
LOVESEAT - L/A SITTING	SUL-LVS-LA	133	15
LOVESEAT - R/A SITTING	SUL-LVS-RA	133	15
LOVESEAT - ARMLESS	SUL-LVS-AA	109	13
CHAIR AND A HALF - STANDARD	SUL-CH2-ST	114	14
CHAIR AND A HALF - L/A SITTING	SUL-CH2-LA	96	13
CHAIR AND A HALF - R/A SITTING	SUL-CH2-RA	96	13
CHAIR AND A HALF - ARMLESS	SUL-CH2-AA	84	10
CHAIR - STANDARD	SUL-CHR-ST	104	11
CHAIR - L/A SITTING	SUL-CHR-LA	85	10
CHAIR - R/A SITTING	SUL-CHR-RA	85	10
CHAIR - ARMLESS	SUL-CHR-AA	65	8
RECLINER - STANDARD PUSH ARM	SUL-REC-ST	94	8
OTTOMAN - STANDARD	SUL-OTO-ST	27	4
STORAGE OTTOMAN	SUL-STO-ST	30	4
STORAGE OTTOMAN - DOUBLE WIDE	SUL-STO-DW	37	5
90 DEGREE ROUND CORNER UNIT	SUL-CNR-ST	106	13
90 DEGREE SQUARE CORNER UNIT	SUL-CNR-SQ	101	14
SMALL CHAISE - L/A SITTING	SUL-SCH-LA	114	12
SMALL CHAISE - R/A SITTING	SUL-SCH-RA	114	12
SMALL STORAGE CHAISE - L/A SITTING	SUL-STC-LA	114	12
SMALL STORAGE CHAISE - R/A SITTING	SUL-STC-RA	114	12
SMALL BUMPER CHAISE - L/A SITTING	SUL-SBC-LA	154	17

AMERICAN LEATHER BYOC REFERENCE GUIDE

SMALL BUMPER CHAISE - R/A SITTING	SUL-SBC-RA	154	17
SMALL BUMPER STORAGE CHAISE - L/A SITTING	SUL-STB-LA	154	17
SMALL BUMPER STORAGE CHAISE - R/A SITTING	SUL-STB-RA	154	17
LARGE CHAISE - L/A SITTING	SUL-LCH-LA	127	14
LARGE CHAISE - R/A SITTING	SUL-LCH-RA	127	14
LARGE STORAGE CHAISE - L/A SITTING	SUL-LTC-LA	133	15
LARGE STORAGE CHAISE - R/A SITTING	SUL-LTC-RA	133	15
LARGE BUMPER CHAISE - L/A SITTING	SUL-LBC-LA	160	19
LARGE BUMPER CHAISE - R/A SITTING	SUL-LBC-RA	160	19
LARGE BUMPER STORAGE CHAISE - L/A SITTING	SUL-LTB-LA	133	15
LARGE BUMPER STORAGE CHAISE - R/A SITTING	SUL-LTB-RA	133	15
SQUARE CORNER RETURN - L/A SITTING	SUL-SQS-LA	216	22
SQUARE CORNER RETURN - R/A SITTING	SUL-SQS-RA	216	22
CUDDLER WEDGE- L/A SITTING	SUL-CWG-LA	133	16
CUDDLER WEDGE - R/A SITTING	SUL-CWG-RA	133	16

**AMERICAN LEATHER BYOC REFERENCE GUIDE
COMFORT RECLINER**

ADA



STANDARD FEATURES

- Premium high-density, high-resiliency foam seat cushion
- Tight back and seat cushion
- Single-needle top stitching
- Articulating headrest
- Stainless steel footrest extension hides all mechanical linkages
- Quick-ship delivery
- Lifetime warranty on frame
- Ten year warranty on mechanism


OPTIONS

- Swivel base available in wood (Natural Walnut or Grey Ash) or stainless steel
- Fixed wood legs available in Natural Walnut or Gray Ash
- Extra firm seating option (seat cushion, back cushion, and headrest)
- Stainless Steel lever available on manual recliner
- Power motor mechanism with an in-arm control panel that is easy to use and includes a USB charging port
- Control panel is LED backlit with auto-fade after 5 seconds
- Power motor has a five year warranty
- Rechargeable battery pack available with the power motor option
- Battery pack has a one year warranty
- Early Bird delivery available: 20 day delivery

DESCRIPTION	FRAME CODE	# OF PILLOWS	C.O.L.			C.O.M.			
			BODY	BACK & SEAT CUSHION	TOTAL SQ. FT	BODY	BACK & SEAT CUSHION	PILLOWS	TOTAL YDG
RECLINER - RV5	ADA-RV5-ST	N/A	78	N/A	78	6	N/A	N/A	6
RECLINER - RV7	ADA-RV7-ST	N/A	84	N/A	84	6	N/A	N/A	6
RECLINER - RV7 Tall	ADA-RV7-XT	N/A	87	N/A	87	7	N/A	N/A	7

**AMERICAN LEATHER BYOC REFERENCE GUIDE
COMFORT RECLINER**

ADLEY



STANDARD FEATURES

- Premium high-density, high-resiliency foam seat cushion
- Semi-attached back cushion
- Single-needle top stitching
- Tight Seat Cushion
- Articulating headrest
- Stainless steel footrest extension hides all mechanical linkages
- Quick-ship delivery
- Lifetime warranty on frame
- Ten year warranty on mechanism

OPTIONS

- Swivel base available in wood (Natural Walnut or Grey Ash) or stainless steel
- Fixed wood legs available in Natural Walnut or Gray Ash
- Extra firm seating option (seat cushion, back cushion, and headrest)
- Two-tone contrast available
(First tone includes outer shell & arms. Second tone includes headrest, back cushion, and seat cushion)
- Stainless Steel lever available on manual recliner
- Power motor mechanism with an in-arm control panel that is easy to use and includes a USB charging port
- Control panel is LED backlit with auto-fade after 5 seconds
- Power motor has a five year warranty
- Rechargeable battery pack available with the power motor option
- Battery pack has a one year warranty
- Early Bird delivery available: 20 day delivery

DESCRIPTION	FRAME CODE	# OF PILLOWS	C.O.L.			C.O.M.			
			BODY	BACK & SEAT CUSHION	TOTAL SQ. FT	BODY	BACK & SEAT CUSHION	PILLOWS	TOTAL YDG
RECLINER - RV5	ADL-RV5-ST	N/A	45	44	89	4	4	N/A	8
RECLINER - RV7	ADL-RV7-ST	N/A	47	49	96	4	4	N/A	8
RECLINER - RV7 Tall	ADL-RV7-XT	N/A	47	51	98	4	5	N/A	9

**AMERICAN LEATHER BYOC REFERENCE GUIDE
COMFORT RECLINER**

CLARK



STANDARD FEATURES

Premium high-density, high-resiliency foam seat cushion
Single-needle top-stitch
Tufted semi-attached back cushion
Tight seat cushion
Articulating headrest
Stainless steel footrest extension
hides all mechanical linkages
Quick-ship delivery
Lifetime warranty on frame
Ten-year warranty on mechanism

OPTIONS

Swivel base available in wood (Natural Walnut or Gray Ash) or Brushed Metal
Fixed wood legs available in Natural Walnut or Gray Ash
Four star base available in Antique Brass, Burnished Bronze, Natural Walnut or Polished Nickel finish
Extra firm seating option (Seat cushion, back cushion, and headrest)
Stainless Steel lever available on manual recliner
Headrest cover available
Order HRC-RV5-PW or HRC-RV7-PW
Additional Power Options:
Motorized recliner with an in-arm control panel that is easy to use and includes a USB charging port
Motor has a five-year warranty
Lithium-ion battery pack available
Battery pack has a one-year warranty

DESCRIPTION	FRAME CODE	# OF PILLOWS	C.O.L.			C.O.M.			
			BODY	BACK & SEAT CUSHION	TOTAL SQ. FT	BODY	BACK & SEAT CUSHION	PILLOWS	TOTAL YDG
RECLINER - RV5	CLK-RV5-ST	N/A	78	N/A	78	7	N/A	N/A	7
RECLINER - RV7	CLK-RV7-ST	N/A	99	N/A	99	8	N/A	N/A	8
RECLINER - RV7 Tall	CLK-RV7-XT	N/A	101	N/A	101	8	N/A	N/A	8

**AMERICAN LEATHER BYOC REFERENCE GUIDE
COMFORT RECLINER**

DEMI



STANDARD FEATURES

- Premium high-density, high-resiliency foam seat cushion
- Tight back and seat cushion
- Single-needle top stitching
- Articulating headrest
- Stainless steel footrest extension hides all mechanical linkages
- Quick-ship delivery
- Lifetime warranty on frame
- Ten year warranty on mechanism


OPTIONS

- Swivel base available in wood (Natural Walnut or Grey Ash) or stainless steel
- Fixed wood legs available in Natural Walnut or Gray Ash
- Extra firm seating option (seat cushion, back cushion, and headrest)
- Stainless Steel lever available on manual recliner
- Power motor mechanism with an in-arm control panel that is easy to use and includes a USB charging port
- Control panel is LED backlit with auto-fade after 5 seconds
- Power motor has a five year warranty
- Rechargeable battery pack available with the power motor option
- Battery pack has a one year warranty
- Early Bird delivery available: 20 day delivery

DESCRIPTION	FRAME CODE	# OF PILLOWS	C.O.L.			C.O.M.			
			BODY	BACK & SEAT CUSHION	TOTAL SQ. FT	BODY	BACK & SEAT CUSHION	PILLOWS	TOTAL YDG
RECLINER - RV5	DMI-RV5-ST	N/A	81	N/A	81	6	N/A	N/A	6
RECLINER - RV7	DMI-RV7-ST	N/A	88	N/A	88	7	N/A	N/A	7
RECLINER - RV7 Tall	DMI-RV7-XT	N/A	91	N/A	91	7	N/A	N/A	7

**AMERICAN LEATHER BYOC REFERENCE GUIDE
COMFORT RECLINER**

DEXTER




STANDARD FEATURES
 Premium high-density, high-resiliency foam seat cushion
 Semi-attached back cushion
 Single-needle top stitching
 Tight Seat Cushion
 Articulating headrest
 Stainless steel footrest extension hides all mechanical linkages
 Quick-ship delivery
 Lifetime warranty on frame
 Ten year warranty on mechanism

OPTIONS
 Swivel base available in wood (Natural Walnut or Grey Ash) or stainless steel
 Fixed wood legs available in Natural Walnut or Gray Ash
 Extra firm seating option (seat cushion, back cushion, and headrest)
 Two-tone contrast available
 (First tone includes outer shell & arms. Second tone includes headrest, back cushion, and seat cushion)
 Stainless Steel lever available on manual recliner
 Power motor mechanism with an in-arm control panel that is easy to use and includes a USB charging port
 Control panel is LED backlit with auto-fade after 5 seconds
 Power motor has a five year warranty
 Rechargeable battery pack available with the power motor option
 Battery pack has a one year warranty
 Early Bird delivery available: 20 day delivery

DESCRIPTION	FRAME CODE	# OF PILLOWS	C.O.L.			C.O.M.			
			BODY	BACK & SEAT CUSHION	TOTAL SQ. FT	BODY	BACK & SEAT CUSHION	PILLOWS	TOTAL YDG
RECLINER - RV5	DEX-RV5-ST	N/A	48	44	92	4	4	N/A	8
RECLINER - RV7	DEX-RV7-ST	N/A	51	49	100	4	4	N/A	8
RECLINER - RV7 Tall	DEX-RV7-XT	N/A	51	51	102	4	4	N/A	8

**AMERICAN LEATHER BYOC REFERENCE GUIDE
COMFORT RECLINER**

ELLIOT



STANDARD FEATURES

- Premium high-density, high-resiliency foam seat cushion
- Semi-attached back cushion
- Single-needle top stitching
- Tight Seat Cushion
- Articulating headrest
- Stainless steel footrest extension hides all mechanical linkages
- Quick-ship delivery
- Lifetime warranty on frame
- Ten year warranty on mechanism

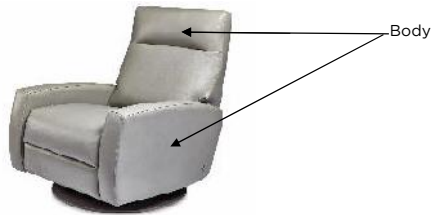
OPTIONS

- Swivel base available in wood (Natural Walnut or Grey Ash) or stainless steel
- Fixed wood legs available in Natural Walnut or Gray Ash
- Extra firm seating option (seat cushion, back cushion, and headrest)
- Two-tone contrast available
(First tone includes outer shell & arms. Second tone includes headrest, back cushion, and seat cushion)
- Stainless Steel lever available on manual recliner
- Power motor mechanism with an in-arm control panel that is easy to use and includes a USB charging port
- Control panel is LED backlit with auto-fade after 5 seconds
- Power motor has a five year warranty
- Rechargeable battery pack available with the power motor option
- Battery pack has a one year warranty
- Early Bird delivery available: 20 day delivery

DESCRIPTION	FRAME CODE	# OF PILLOWS	C.O.L.			C.O.M.			
			BODY	BACK & SEAT CUSHION	TOTAL SQ. FT	BODY	BACK & SEAT CUSHION	PILLOWS	TOTAL YDG
RECLINER - RV5	ELT-RV5-ST	N/A	45	44	89	4	4	N/A	8
RECLINER - RV7	ELT-RV7-ST	N/A	47	49	96	4	4	N/A	8
RECLINER - RV7 Tall	ELT-RV7-XT	N/A	47	51	98	4	4	N/A	8

**AMERICAN LEATHER BYOC REFERENCE GUIDE
COMFORT RECLINER**

EVA



STANDARD FEATURES

- Premium high-density, high-resiliency foam seat cushion
- Tight back and seat cushion
- Single-needle top stitching
- Articulating headrest
- Stainless steel footrest extension hides all mechanical linkages
- Quick-ship delivery
- Lifetime warranty on frame
- Ten year warranty on mechanism

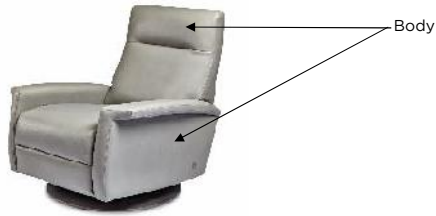
OPTIONS

- Swivel base available in wood (Natural Walnut or Grey Ash) or stainless steel
- Fixed wood legs available in Natural Walnut or Gray Ash
- Extra firm seating option (seat cushion, back cushion, and headrest)
- Stainless Steel lever available on manual recliner
- Power motor mechanism with an in-arm control panel that is easy to use and includes a USB charging port
- Control panel is LED backlit with auto-fade after 5 seconds
- Power motor has a five year warranty
- Rechargeable battery pack available with the power motor option
- Battery pack has a one year warranty
- Early Bird delivery available: 20 day delivery

DESCRIPTION	FRAME CODE	# OF PILLOWS	C.O.L.			C.O.M.			
			BODY	BACK & SEAT CUSHION	TOTAL SQ. FT	BODY	BACK & SEAT CUSHION	PILLOWS	TOTAL YDG
RECLINER - RV5	EVA-RV5-ST	N/A	78	N/A	78	6	N/A	N/A	6
RECLINER - RV7	EVA-RV7-ST	N/A	84	N/A	84	6	N/A	N/A	6
RECLINER - RV7 Tall	EVA-RV7-XT	N/A	84	N/A	84	6	N/A	N/A	6

**AMERICAN LEATHER BYOC REFERENCE GUIDE
COMFORT RECLINER**

FALLON



STANDARD FEATURES

- Premium high-density, high-resiliency foam seat cushion
- Tight back and seat cushion
- Single-needle top stitching
- Articulating headrest
- Stainless steel footrest extension hides all mechanical linkages
- Quick-ship delivery
- Lifetime warranty on frame
- Ten year warranty on mechanism


OPTIONS

- Swivel base available in wood (Natural Walnut or Grey Ash) or stainless steel
- Fixed wood legs available in Natural Walnut or Gray Ash
- Extra firm seating option (seat cushion, back cushion, and headrest)
- Stainless Steel lever available on manual recliner
- Power motor mechanism with an in-arm control panel that is easy to use and includes a USB charging port
- Control panel is LED backlit with auto-fade after 5 seconds
- Power motor has a five year warranty
- Rechargeable battery pack available with the power motor option
- Battery pack has a one year warranty
- Early Bird delivery available: 20 day delivery

DESCRIPTION	FRAME CODE	# OF PILLOWS	C.O.L.			C.O.M.			
			BODY	BACK & SEAT CUSHION	TOTAL SQ. FT	BODY	BACK & SEAT CUSHION	PILLOWS	TOTAL YDG
RECLINER - RV5	FLN-RV5-ST	N/A	80	N/A	80	6	N/A	N/A	6
RECLINER - RV7	FLN-RV7-ST	N/A	86	N/A	86	7	N/A	N/A	7
RECLINER - RV7 Tall	EVA-RV7-XT	N/A	86	N/A	86	7	N/A	N/A	7

**AMERICAN LEATHER BYOC REFERENCE GUIDE
COMFORT RECLINER**

FELIX



STANDARD FEATURES
 Premium high-density, high-resiliency foam seat cushion
 Semi-attached back cushion
 Single-needle top stitching
 Tight Seat Cushion
 Articulating headrest
 Stainless steel footrest extension hides all mechanical linkages
 Quick-ship delivery
 Lifetime warranty on frame
 Ten year warranty on mechanism

OPTIONS
 Swivel base available in wood (Natural Walnut or Grey Ash) or stainless steel
 Fixed wood legs available in Natural Walnut or Gray Ash
 Extra firm seating option (seat cushion, back cushion, and headrest)
 Two-tone contrast available
 (First tone includes outer shell & arms. Second tone includes headrest, back cushion, and seat cushion)
 Stainless Steel lever available on manual recliner
 Power motor mechanism with an in-arm control panel that is easy to use and includes a USB charging port
 Control panel is LED backlit with auto-fade after 5 seconds
 Power motor has a five year warranty
 Rechargeable battery pack available with the power motor option
 Battery pack has a one year warranty
 Early Bird delivery available: 20 day delivery

DESCRIPTION	FRAME CODE	# OF PILLOWS	C.O.L.			C.O.M.			
			BODY	BACK & SEAT CUSHION	TOTAL SQ. FT	BODY	BACK & SEAT CUSHION	PILLOWS	TOTAL YDG
RECLINER - RV5	FEL-RV5-ST	N/A	47	44	91	4	4	N/A	8
RECLINER - RV7	FEL-RV7-ST	N/A	49	49	98	4	4	N/A	8
RECLINER - RV7 Tall	FEL-RV7-XT	N/A	49	51	100	4	4	N/A	8

**AMERICAN LEATHER BYOC REFERENCE GUIDE
COMFORT RECLINER**

GORDON



STANDARD FEATURES

- Premium high-density, high-resiliency foam seat cushion
- Single-needle top-stitch with thick thread
- Semi-attached arm and back cushions
- Tight seat cushion
- Articulating headrest
- Stainless steel footrest extension hides all mechanical linkages
- Quick-ship delivery
- Lifetime warranty on frame
- Ten-year warranty on mechanism

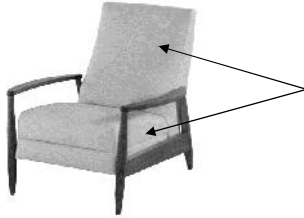
OPTIONS

- Swivel base available in wood (Natural Walnut or Gray Ash) or Brushed Metal
- Fixed wood legs available in Natural Walnut or Gray Ash
- Four star base available in Antique Brass, Burnished Bronze, Natural Walnut or Polished Nickel finish
- Extra firm seating option (Seat cushion, back cushion, and headrest)
- Stainless Steel lever available on manual recliner
- Headrest cover available
- Order HRC-RV5-PW or HRC-RV7-PW
- Additional Power Options:**
- Motorized recliner with an in-arm control panel that is easy to use and includes a USB charging port
- Motor has a five-year warranty
- Lithium-ion battery pack available
- Battery pack has a one-year warranty

DESCRIPTION	FRAME CODE	# OF PILLOWS	C.O.L.			C.O.M.			
			BODY	BACK & SEAT CUSHION	TOTAL SQ. FT	BODY	BACK & SEAT CUSHION	PILLOWS	TOTAL YDG
RECLINER - RV5	GOR-RV5-ST	N/A	96	N/A	96	7	N/A	N/A	7
RECLINER - RV7	GOR-RV7-ST	N/A	99	N/A	99	8	N/A	N/A	8
RECLINER - RV7 - Tall	GOR-RV7-XT	N/A	107	N/A	107	8	N/A	N/A	8

**AMERICAN LEATHER BYOC REFERENCE GUIDE
RE-INVENTED RECLINER**

ASTON



Body

STANDARD FEATURES

Advanced unidirectional suspension system
Premium high-density, high-resiliency foam seat
Tight back and seat cushion
Single-needle top-stitch
Lifetime warranty on frame and suspension

OPTIONS

Solid wood legs available in Natural Walnut or Gray Ash
Early Bird delivery available: 20 day delivery
For COM/COL requirements see reverse of Retail Price List
or visit americanleathermarketing.com

DESCRIPTION	FRAME CODE	# OF PILLOWS	C.O.L.				C.O.M.			
			BODY	BACK & SEAT CUSHION	PILLOWS	TOTAL SQ. FT	BODY	BACK & SEAT CUSHION	PILLOWS	TOTAL YDG
RECLINER - STANDARD PUSH ARM - TALL	AST-REC-XT	N/A	43	N/A	N/A	43	5	N/A	N/A	5
RECLINER - STANDARD PUSH ARM	AST-REC-ST	N/A	41	N/A	N/A	41	4	N/A	N/A	4

**AMERICAN LEATHER BYOC REFERENCE GUIDE
RE-INVENTED RECLINER**

BLAKE

AST-REC-XT+D18:K19



Body

STANDARD FEATURES

Advanced unidirectional suspension system
Premium high-density, high-resiliency foam seat
Tight back and seat cushion
Double-needle top-stitch
Knife-edge detailing
Lifetime warranty on frame and suspension

OPTIONS

Swivel base available in Antique Brass,
Burnished Bronze or Polished Nickel
Early Bird delivery available: 20 day delivery
For COM/COL requirements see reverse of Retail Price List
or visit americanleathermarketing.com

Additional Power Options:

Motorized recliner with an on-seat control
panel that is easy to use and includes a
USB charging port
Motor has a five-year warranty
Lithium-ion battery pack available
Battery pack has a one-year warranty

DESCRIPTION	FRAME CODE	# OF PILLOWS	C.O.L.				C.O.M.			
			BODY	BACK & SEAT CUSHION	PILLOWS	TOTAL SQ. FT	BODY	BACK & SEAT CUSHION	PILLOWS	TOTAL YDG
RECLINER - STANDARD PUSH ARM SWIVEL - TALL	BLK-REC-XT	N/A	65	N/A	N/A	65	6	N/A	N/A	6
RECLINER - STANDARD PUSH ARM SWIVEL	BLK-REC-ST	N/A	63	N/A	N/A	63	5	N/A	N/A	5

**AMERICAN LEATHER BYOC REFERENCE GUIDE
RE-INVENTED RECLINER**

BURKE



Body

STANDARD FEATURES

Advanced unidirectional suspension system
Premium high-density, high-resiliency foam seat encased in down
Semi-attached back and seat cushion
Single-needle top-stitch
Lifetime warranty on frame and suspension

OPTIONS

Premium high-density, high-resiliency foam seat
Solid wood legs available in Natural Walnut or Gray Ash
Metal legs available in Antique Brass, Burnished Bronze or Polished Nickel
Early Bird delivery available: 20 day delivery
For COM/COL requirements see reverse of Retail Price List or visit americanleathermarketing.com

Additional Power Options:

Motorized recliner with an on-seat control panel that is easy to use and includes a USB charging port
Motor has a five-year warranty
Lithium-ion battery pack available
Battery pack has a one-year warranty

DESCRIPTION	FRAME CODE	# OF PILLOWS	C.O.L.				C.O.M.			
			BODY	BACK & SEAT CUSHION	PILLOWS	TOTAL SQ. FT	BODY	BACK & SEAT CUSHION	PILLOWS	TOTAL YDG
RECLINER - STANDARD PUSH ARM - TALL	BUE-REC-XT	N/A	80	N/A	N/A	80	6	N/A	N/A	6
RECLINER - STANDARD PUSH ARM	BUE-REC-ST	N/A	78	N/A	N/A	78	5	N/A	N/A	5

**AMERICAN LEATHER BYOC REFERENCE GUIDE
RE-INVENTED RECLINER**

ELTON



Body

STANDARD FEATURES

Advanced unidirectional suspension system
Down blend pillow top pad on back
Premium high-density, high-resiliency foam seat encased in down
Semi-attached back cushion
Tight seat cushion
Channel detail on back and seat cushion
Single-needle top-stitch
Lifetime warranty on frame and suspension
Quick-ship delivery
Wood arms in Dark Brown finish

OPTIONS

Premium high-density, high-resiliency foam pillow top pad on back
Premium high-density, high-resiliency foam seat

Additional Power Options:

Motorized recliner with an on-seat control panel that is easy to use and includes a USB charging port
Motor has a five-year warranty
Lithium-ion battery pack available
Battery pack has a one-year warranty

DESCRIPTION	FRAME CODE	# OF PILLOWS	C.O.L.				C.O.M.			
			BODY	BACK & SEAT CUSHION	PILLOWS	TOTAL SQ. FT	BODY	BACK & SEAT CUSHION	PILLOWS	TOTAL YDG
RECLINER - STANDARD PUSH ARM - TALL	EON-REC-XT	N/A	56	N/A	N/A	56	6	N/A	N/A	6
RECLINER - STANDARD PUSH ARM	EON-REC-ST	N/A	51	N/A	N/A	51	5	N/A	N/A	5

**AMERICAN LEATHER BYOC REFERENCE GUIDE
RE-INVENTED RECLINER**

LEIA



Body

STANDARD FEATURES

Advanced unidirectional suspension system
Premium high-density, high-resiliency foam seat cushion
Tight back and seat cushion
Single-needle top-stitch with thick thread
Lifetime warranty on frame and suspension
Quick-ship delivery

OPTIONS

Swivel base available in Antique Brass, Burnished Bronze, or Polished Nickel

Additional Power Options:

Motorized recliner with an on-seat control panel that is easy to use and includes a USB charging port
Motor has a five-year warranty
Lithium-ion battery pack available
Battery pack has a one-year warranty

DESCRIPTION	FRAME CODE	# OF PILLOWS	C.O.L.				C.O.M.			
			BODY	BACK & SEAT CUSHION	PILLOWS	TOTAL SQ. FT	BODY	BACK & SEAT CUSHION	PILLOWS	TOTAL YDG
RECLINER - STANDARD PUSH ARM	NIO-REC-ST	N/A	66	N/A	N/A	66	5	N/A	N/A	5

**AMERICAN LEATHER BYOC REFERENCE GUIDE
RE-INVENTED RECLINER**

NEESON



Body

STANDARD FEATURES

Advanced unidirectional suspension system
Premium high-density, high-resiliency foam seat cushion
Tight back and seat cushion
Single-needle top-stitch with thick thread
Lifetime warranty on frame and suspension
Quick-ship delivery

OPTIONS

Metal base available in Antique Brass, Burnished Bronze, or Polished Nickel
Wood legs available in Acorn, Espresso, or Walnut finish


Additional Power Options:

Motorized recliner with an on-seat control panel that is easy to use and includes a USB charging port
Motor has a five-year warranty
Lithium-ion battery pack available
Battery pack has a one-year warranty

DESCRIPTION	FRAME CODE	# OF PILLOWS	C.O.L.				C.O.M.			
			BODY	BACK & SEAT CUSHION	PILLOWS	TOTAL SQ. FT	BODY	BACK & SEAT CUSHION	PILLOWS	TOTAL YDG
RECLINER - STANDARD PUSH ARM	NEE-REC-ST	N/A	68	N/A	N/A	68	6	N/A	N/A	6

**AMERICAN LEATHER BYOC REFERENCE GUIDE
RE-INVENTED RECLINER**

NICO



Body

STANDARD FEATURES

Advanced unidirectional suspension system
Premium high-density, high-resiliency foam seat
Tight back and seat cushion
Single-needle top-stitch
Lifetime warranty on frame and suspension

OPTIONS

Sled legs available in Antique Brass, Burnished Bronze or Polished Nickel
Early Bird delivery available: 20 day delivery
For COM/COL requirements see reverse of Retail Price List or visit americanleathermarketing.com


Additional Power Options:

Motorized recliner with an on-seat control panel that is easy to use and includes a USB charging port
Motor has a five-year warranty
Lithium-ion battery pack available
Battery pack has a one-year warranty

DESCRIPTION	FRAME CODE	# OF PILLOWS	C.O.L.				C.O.M.			
			BODY	BACK & SEAT CUSHION	PILLOWS	TOTAL SQ. FT	BODY	BACK & SEAT CUSHION	PILLOWS	TOTAL YDG
RECLINER - STANDARD PUSH ARM - TALL	NIO-REC-XT	N/A	68	N/A	N/A	68	6	N/A	N/A	6
RECLINER - STANDARD PUSH ARM	NIO-REC-ST	N/A	66	N/A	N/A	66	5	N/A	N/A	5

**AMERICAN LEATHER BYOC REFERENCE GUIDE
RE-INVENTED RECLINER**

QUINTON



Body

STANDARD FEATURES

Advanced unidirectional suspension system
Premium high-density, high-resiliency foam seat
Tight back and seat cushion
Single-needle top-stitch
Lifetime warranty on frame and suspension

OPTIONS

Solid wood legs available in Natural Walnut or Gray Ash
Early Bird delivery available: 20 day delivery
For COM/COL requirements see reverse of Retail Price List
or visit americanleathermarketing.com

Additional Power Options:

Motorized recliner with an on-seat control panel that is easy to use and includes a USB charging port
Motor has a five-year warranty
Lithium-ion battery pack available
Battery pack has a one-year warranty

DESCRIPTION	FRAME CODE	# OF PILLOWS	C.O.L.				C.O.M.			
			BODY	BACK & SEAT CUSHION	PILLOWS	TOTAL SQ. FT	BODY	BACK & SEAT CUSHION	PILLOWS	TOTAL YDG
RECLINER - STANDARD PUSH ARM - TALL	QNT-REC-XT	N/A	70	N/A	N/A	70	7	N/A	N/A	7
RECLINER - STANDARD PUSH ARM	QNT-REC-ST	N/A	68	N/A	N/A	68	6	N/A	N/A	6

**AMERICAN LEATHER BYOC REFERENCE GUIDE
RE-INVENTED RECLINER**

ROMAN



STANDARD FEATURES

Advanced unidirectional suspension system
 Down blend pillow top pad on back
 Premium high-density, high-resiliency foam seat encased in down
 Semi-attached back cushion
 Tight seat cushion
 Channel detail on back and seat cushion
 Single-needle top-stitch
 Lifetime warranty on frame and suspension
 Quick-ship delivery
 Wood arms in Dark Brown finish

OPTIONS

Premium high-density, high-resiliency foam pillow top pad on back
 Premium high-density, high-resiliency foam seat


Additional Power Options:

Motorized recliner with an on-seat control panel that is easy to use and includes a USB charging port
 Motor has a five-year warranty
 Lithium-ion battery pack available
 Battery pack has a one-year warranty

DESCRIPTION	FRAME CODE	# OF PILLOWS	C.O.L.				C.O.M.			
			BODY	BACK & SEAT CUSHION	PILLOWS	TOTAL SQ. FT	BODY	BACK & SEAT CUSHION	PILLOWS	TOTAL YDG
RECLINER - STANDARD PUSH ARM SWIVEL - TALL	RMN-REC-XT	N/A	84	N/A	N/A	84	8	N/A	N/A	8
RECLINER - STANDARD PUSH ARM SWIVEL	RMN-REC-ST	N/A	82	N/A	N/A	82	7	N/A	N/A	7

**AMERICAN LEATHER BYOC REFERENCE GUIDE
RE-INVENTED RECLINER**

SIMON



Body

STANDARD FEATURES

Advanced unidirectional suspension system
Premium high-density, high-resiliency foam seat encased in down
Semi-attached back and seat cushion
Single-needle top-stitch
Lifetime warranty on frame and suspension

OPTIONS

Premium high-density, high-resiliency foam seat
Swivel base available in Antique Brass, Burnished Bronze or Polished Nickel
Early Bird delivery available: 20 day delivery
For COM/COL requirements see reverse of Retail Price List or visit americanleathermarketing.com


Additional Power Options:

Motorized recliner with an on-seat control panel that is easy to use and includes a USB charging port
Motor has a five-year warranty
Lithium-ion battery pack available
Battery pack has a one-year warranty

DESCRIPTION	FRAME CODE	# OF PILLOWS	C.O.L.				C.O.M.			
			BODY	BACK & SEAT CUSHION	PILLOWS	TOTAL SQ. FT	BODY	BACK & SEAT CUSHION	PILLOWS	TOTAL YDG
RECLINER - STANDARD PUSH ARM SWIVEL - TALL	SMO-REC-XT	N/A	81	N/A	N/A	81	7	N/A	N/A	7
RECLINER - STANDARD PUSH ARM SWIVEL	SMO-REC-ST	N/A	79	N/A	N/A	79	6	N/A	N/A	6

**AMERICAN LEATHER BYOC REFERENCE GUIDE
RE-INVENTED RECLINER**

VIDA



Body

STANDARD FEATURES

Advanced unidirectional suspension system
Premium high-density, high-resiliency foam seat
Tight back and seat cushion
Single-needle top-stitch
Lifetime warranty on frame and suspension

OPTIONS

Solid wood legs available in Natural Walnut or Gray Ash
Metal legs available in Antique Brass, Burnished Bronze or Polished Nickel
Early Bird delivery available: 20 day delivery
For COM/COL requirements see reverse of Retail Price List or visit americanleathermarketing.com

Additional Power Options:

Motorized recliner with an on-seat control panel that is easy to use and includes a USB charging port
Motor has a five-year warranty
Lithium-ion battery pack available
Battery pack has a one-year warranty

DESCRIPTION	FRAME CODE	# OF PILLOWS	C.O.L.				C.O.M.			
			BODY	BACK & SEAT CUSHION	PILLOWS	TOTAL SQ. FT	BODY	BACK & SEAT CUSHION	PILLOWS	TOTAL YDG
RECLINER - STANDARD PUSH ARM - TALL	VID-REC-XT	N/A	67	N/A	N/A	67	6	N/A	N/A	6
RECLINER - STANDARD PUSH ARM	VID-REC-ST	N/A	65	N/A	N/A	65	5	N/A	N/A	5

**AMERICAN LEATHER COM COL REFERENCE GUIDE
COMFORT AIR**

CIRRUS



STANDARD FEATURES

Patented weight balanced mechanism
 Monofilament elastic webbing suspension
 Premium high-density, high-resiliency molded foam seat cushion
 Down encased cushioning
 Channeled back and seat cushion
 Tight back and seat cushion
 Single-needle top-stitch
 Manual articulating headrest
 Lifetime warranty on frame and suspension
 Quick-ship delivery
 Ten year warranty on mechanism
 Disc base in stainless steel

OPTIONS

Disc base available in Natural Walnut or Brushed Metal
 Four star base available in Antique Brass, Burnished Bronze, Natural Walnut or Polished Nickel

DESCRIPTION	FRAME CODE	# OF PILLOWS	C.O.L.		C.O.M.	
			BODY	TOTAL SQ. FT	BODY	TOTAL YDG
Comfort Air - Standard	CRS-CHR-ST	N/A	69	69	5	5
Comfort Air - Large	CRS-CHR-LG	N/A	76	76	6	6
Comfort Air - Extra Large	CRS-CHR-XL	N/A	77	77	6	6
Comfort Air - Ottoman	CRS-OTO-ST	N/A	10	10	1	1

**AMERICAN LEATHER COM COL REFERENCE GUIDE
COMFORT AIR**

CLOUD



STANDARD FEATURES

Patented weight balanced mechanism
 Monofilament elastic webbing suspension
 Premium high-density, high-resiliency molded foam seat cushion
 Tight back and seat cushion
 Single-needle top-stitch
 Manual articulating headrest
 Lifetime warranty on frame and suspension
 Quick-ship delivery
 Ten year warranty on mechanism
 Disc base in stainless steel

OPTIONS

Disc base available in Natural Walnut or Brushed Metal
 Four star base available in Antique Brass, Burnished Bronze, Natural Walnut or Polished Nickel

DESCRIPTION	FRAME CODE	# OF PILLOWS	C.O.L.		C.O.M.	
			BODY	TOTAL SQ. FT	BODY	TOTAL YDG
Comfort Air - Standard	CLD-CHR-ST	N/A	60	60	5	5
Comfort Air - Large	CLD-CHR-LG	N/A	66	66	6	6
Comfort Air - Extra Large	CLD-CHR-XL	N/A	67	67	6	6
Comfort Air - Ottoman	CLD-OTO-ST	N/A	10	10	1	1

**AMERICAN LEATHER COM COL REFERENCE GUIDE
COMFORT AIR**

COMO



STANDARD FEATURES

Patented weight balanced mechanism
 Monofilament elastic webbing suspension
 Premium high-density, high-resiliency molded foam seat cushion encased in down
 Down encased cushioning
 Buttonless tufted back and seat cushion
 Semi-attached back cushion
 Tight seat cushion
 Single-needle top-stitch with thick thread
 Manual articulating headrest
 Lifetime warranty on frame and suspension
 Quick-ship delivery
 Ten year warranty on mechanism

OPTIONS

Disc base available in Natural Walnut or Brushed Metal
 Four star base available in Antique Brass, Burnished Bronze, Natural Walnut or Polished Nickel

DESCRIPTION	FRAME CODE	# OF PILLOWS	C.O.L.		C.O.M.	
			BODY	TOTAL SQ. FT	BODY	TOTAL YDG
Comfort Air - Extra Large	CMO-CHR-XL	N/A	88	88	8	8
Comfort Air - Large	CMO-CHR-LG	N/A	87	87	8	8
Comfort Air - Standard	CMO-CHR-ST	N/A	64	64	7	7
Comfort Air - Stationary Ottoman	CMO-OTO-ST	N/A	18	18	2	2
Comfort Air - Rocking Ottoman	CMO-OTM-ST	N/A	20	20	2	2

**AMERICAN LEATHER COM COL REFERENCE GUIDE
COMFORT AIR**

CUMULUS



STANDARD FEATURES

Patented weight balanced mechanism
 Monofilament elastic webbing suspension
 Premium high-density, high-resiliency molded foam seat cushion encased in down
 Down encased cushioning
 Channeled back and seat cushion
 Tight back and seat cushion
 Single-needle top-stitch with thick thread
 Manual articulating headrest
 Lifetime warranty on frame and suspension
 Quick-ship delivery
 Ten year warranty on mechanism
 Disc base in stainless steel

OPTIONS

Disc base available in Natural Walnut or Brushed Metal
 Four star base available in Antique Brass, Burnished Bronze, Natural Walnut or Polished Nickel

DESCRIPTION	FRAME CODE	# OF PILLOWS	C.O.L.		C.O.M.	
			BODY	TOTAL SQ. FT	BODY	TOTAL YDG
Comfort Air - Standard	CUU-CHR-ST	N/A	66	66	5	5
Comfort Air - Large	CUU-CHR-LG	N/A	70	70	6	6
Comfort Air - Extra Large	CUU-CHR-XL	N/A	71	71	6	6
Comfort Air - Ottoman	CUU-OTO-ST	N/A	10	10	1	1

**AMERICAN LEATHER COM COL REFERENCE GUIDE
COMFORT AIR**

HURON



STANDARD FEATURES

Patented weight balanced mechanism
 Monofilament elastic webbing suspension
 Premium high-density, high-resiliency molded foam seat cushion encased in down
 Down encased cushioning
 Quilted detail on back and seat cushion
 Semi-attached back cushion
 Tight seat cushion
 Single-needle top-stitch with thick thread
 Manual articulating headrest
 Lifetime warranty on frame and suspension
 Quick-ship delivery
 Ten year warranty on mechanism

OPTIONS

Disc base available in Natural Walnut or Brushed Metal
 Four star base available in Antique Brass, Burnished Bronze, Natural Walnut or Polished Nickel

DESCRIPTION	FRAME CODE	# OF PILLOWS	C.O.L.		C.O.M.	
			BODY	TOTAL SQ. FT	BODY	TOTAL YDG
Comfort Air - Extra Large	HRN-CHR-XL	N/A	65	65	7	7
Comfort Air - Large	HRN-CHR-LG	N/A	61	61	7	7
Comfort Air - Standard	HRN-CHR-ST	N/A	59	59	6	6
Comfort Air - Ottoman	HRN-OTO-ST	N/A	10	10	2	2

**AMERICAN LEATHER COM COL REFERENCE GUIDE
COMFORT AIR**

LANIER



STANDARD FEATURES

Patented weight balanced mechanism
 Monofilament elastic webbing suspension
 Premium high-density, high-resiliency molded foam seat cushion encased in down
 Down encased cushioning
 Channel detail on back and seat cushion
 Semi-attached back cushion
 Tight seat cushion
 Single-needle top-stitch with thick thread
 Manual articulating headrest
 Lifetime warranty on frame and suspension
 Quick-ship delivery
 Ten year warranty on mechanism

OPTIONS

Disc base available in Natural Walnut or Brushed Metal
 Four star base available in Antique Brass, Burnished Bronze, Natural Walnut or Polished Nickel

DESCRIPTION	FRAME CODE	# OF PILLOWS	C.O.L.		C.O.M.	
			BODY	TOTAL SQ. FT	BODY	TOTAL YDG
Comfort Air - Extra Large	LNR-CHR-XL	N/A	86	86	8	8
Comfort Air - Large	LNR-CHR-LG	N/A	87	87	8	8
Comfort Air - Standard	LNR-CHR-ST	N/A	72	72	7	7
Comfort Air - Stationary Ottoman	LNR-OTO-ST	N/A	17	17	2	2
Comfort Air - Rocking Ottoman	LNR-OTM-ST	N/A	21	21	2	2

**AMERICAN LEATHER COM COL REFERENCE GUIDE
COMFORT AIR**

NIMBUS



STANDARD FEATURES

Patented weight balanced mechanism
 Monofilament elastic webbing suspension
 Premium high-density, high-resiliency molded foam seat cushion encased in down
 Down encased cushioning
 Channeled back and seat cushion
 Tight back and seat cushion
 Single-needle top-stitch with thick thread
 Manual articulating headrest
 Lifetime warranty on frame and suspension
 Quick-ship delivery
 Ten year warranty on mechanism
 Disc base in stainless steel

OPTIONS

Disc base available in Natural Walnut or Brushed Metal
 Four star base available in Antique Brass, Burnished Bronze, Natural Walnut or Polished Nickel

DESCRIPTION	FRAME CODE	# OF PILLOWS	C.O.L.		C.O.M.	
			BODY	TOTAL SQ. FT	BODY	TOTAL YDG
Comfort Air - Standard	NBS-CHR-ST	N/A	80	80	5	5
Comfort Air - Large	NBS-CHR-LG	N/A	87	87	6	6
Comfort Air - Extra Large	NBS-CHR-XL	N/A	88	88	6	6
Comfort Air - Ottoman	NBS-OTO-ST	N/A	10	10	1	1

**AMERICAN LEATHER COM COL REFERENCE GUIDE
COMFORT AIR**

ONTARIO



STANDARD FEATURES

Patented weight balanced mechanism
 Monofilament elastic webbing suspension
 Premium high-density, high-resiliency molded foam seat cushion encased in down
 Down encased cushioning
 Semi-attached back cushion
 Tight seat cushion
 Double-needle top-stitch with thick thread
 Manual articulating headrest
 Lifetime warranty on frame and suspension
 Quick-ship delivery
 Ten year warranty on mechanism

OPTIONS

Disc base available in Natural Walnut or Brushed Metal
 Four star base available in Antique Brass, Burnished Bronze, Natural Walnut or Polished Nickel

DESCRIPTION	FRAME CODE	# OF PILLOWS	C.O.L.		C.O.M.	
			BODY	TOTAL SQ. FT	BODY	TOTAL YDG
Comfort Air - Extra Large	ONT-CHR-XL	N/A	84	84	8	8
Comfort Air - Large	ONT-CHR-LG	N/A	81	81	8	8
Comfort Air - Standard	ONT-CHR-ST	N/A	74	74	7	7
Comfort Air - Stationary Ottoman	ONT-OTO-ST	N/A	17	17	2	2
Comfort Air - Rocking Ottoman	ONT-OTM-ST	N/A	19	19	2	2

**AMERICAN LEATHER COM COL REFERENCE GUIDE
COMFORT AIR**

PILEUS



STANDARD FEATURES

Patented weight balanced mechanism
 Monofilament elastic webbing suspension
 Premium high-density, high-resiliency molded foam seat cushion encased in down
 Down encased cushioning
 Buttonless tufted back and seat cushion
 Tight back and seat cushion
 Single-needle top-stitch with thick thread
 Manual articulating headrest
 Lifetime warranty on frame and suspension
 Quick-ship delivery
 Ten year warranty on mechanism
 Disc base in stainless steel

OPTIONS

Disc base available in Natural Walnut or Brushed Metal
 Four star base available in Antique Brass, Burnished Bronze, Natural Walnut or Polished Nickel

DESCRIPTION	FRAME CODE	# OF PILLOWS	C.O.L.		C.O.M.	
			BODY	TOTAL SQ. FT	BODY	TOTAL YDG
Comfort Air - Standard	PLS-CHR-ST	N/A	77	77	5	5
Comfort Air - Large	PLS-CHR-LG	N/A	84	84	6	6
Comfort Air - Extra Large	PLS-CHR-XL	N/A	85	85	6	6
Comfort Air - Ottoman	PLS-OTO-ST	N/A	9	9	1	1

**AMERICAN LEATHER COM COL REFERENCE GUIDE
COMFORT AIR**

RAINIER



STANDARD FEATURES

Patented weight balanced mechanism
 Monofilament elastic webbing suspension
 Premium high-density, high-resiliency molded foam seat cushion encased in down
 Down encased cushioning
 Semi-attached back cushion
 Tight seat cushion
 Double-needle quilting and single-needle top-stitch with thick thread
 Manual articulating headrest
 Lifetime warranty on frame and suspension
 Quick-ship delivery
 Ten year warranty on mechanism

OPTIONS

Disc base available in Natural Walnut or Brushed Metal
 Four star base available in Antique Brass, Burnished Bronze, Natural Walnut or Polished Nickel

DESCRIPTION	FRAME CODE	# OF PILLOWS	C.O.L.		C.O.M.	
			BODY	TOTAL SQ. FT	BODY	TOTAL YDG
Comfort Air - Extra Large	RNR-CHR-XL	N/A	73	73	7	7
Comfort Air - Large	RNR-CHR-LG	N/A	70	70	7	7
Comfort Air - Standard	RNR-CHR-ST	N/A	63	63	6	6
Comfort Air - Ottoman	RNR-OTO-ST	N/A	10	10	2	2

**AMERICAN LEATHER COM COL REFERENCE GUIDE
COMFORT AIR**

STRATUS



STANDARD FEATURES

Patented weight balanced mechanism
 Monofilament elastic webbing suspension
 Premium high-density, high-resiliency molded foam seat cushion
 Tight back and seat cushion
 Single-needle top-stitch with thick thread
 Manual articulating headrest
 Lifetime warranty on frame and suspension
 Quick-ship delivery
 Ten year warranty on mechanism
 Disc base in stainless steel

OPTIONS

Disc base available in Natural Walnut or Brushed Metal
 Four star base available in Antique Brass, Burnished Bronze, Natural Walnut or Polished Nickel

DESCRIPTION	FRAME CODE	# OF PILLOWS	C.O.L.		C.O.M.	
			BODY	TOTAL SQ. FT	BODY	TOTAL YDG
Comfort Air - Standard	STS-CHR-ST	N/A	63	63	5	5
Comfort Air - Large	STS-CHR-LG	N/A	69	69	6	6
Comfort Air - Extra Large	STS-CHR-XL	N/A	70	70	6	6
Comfort Air - Ottoman	STS-OTO-ST	N/A	10	10	1	1